

# 4

**ESTADÍSTICAS DE TRÁFICO**  
*TRAFFIC STATISTIC*

## 4

ESTADÍSTICAS DE TRÁFICO /  
TRAFFIC STATISTIC

## 4.1 TRÁFICO DE PASAJEROS / PASSENGER TRAFFIC

## 4.1.1 PASAJEROS / PASSENGERS

## 4.1.1.1 NÚMERO DE PASAJEROS / NUMBER OF PASSENGERS

		Cabotaje / Domestic	Exterior / Foreign	Total / Total	Interior / Local
Línea regular / Regular shipping lines	Embarcados / Embarked	-	-	-	-
	Desembarcados / Disembarked	-	-	-	-
	Total / Total	-	-	-	-
De crucero / Cruise	Inicio de línea / Start of cruise			-	
	Fin de línea / End of cruise			-	
	En tránsito / In transit			1.895	
	Total / Total			1.895	
Otros pasajeros / Other passengers			-		
<b>TOTAL PASAJEROS / TOTAL PASSENGERS</b>				<b>1.895</b>	

4.1.1.2 PASAJEROS EN RÉGIMEN DE TRANSPORTE, NÚMERO. PUERTOS DE EMBARQUE Y DESEMBARQUE /  
PASSENGERS TRANSPORTED, NUMBER. PORTS OF ORIGIN AND DESTINATION

Sin datos / No date

## 4.1.2 VEHÍCULOS EN RÉGIMEN DE PASAJE / VEHICLES WITH PASSENGERS

Sin datos / No date

## 4.2 BUQUES / VESSELS

## 4.2.1 BUQUES MERCANTES / MERCHANT SHIPS

## 4.2.1.1 DISTRIBUCIÓN POR TONELAJE / DISTRIBUTION BY TONNAGE

	TOTAL	Hasta 3.000 GT / Up to 3.000 GT	De 3.001 a 5.000 GT / 3.001 to 5.000 GT	De 5.001 a 10.000 G.T. / 5.001 to 10.000 GT	De 10.001 a 25.000 GT / 10.001 to 25.000 GT	De 25.001 a 50.000 GT / 25.001 to 50.000 GT	Más de 50.000 GT / Over 50.000 GT
<b>ESPAÑOLES / SPANISH</b>							
Número / Number	186	9	166	8	3		
GT	911.502	15.827	793.461	45.296	56.918		
<b>EXTRANJEROS / FOREIGN</b>							
Número / Number	2.490	295	422	643	540	438	152
GT	41.595.100	719.353	1.720.111	4.180.632	9.312.092	15.177.936	10.484.976
<b>TOTAL</b>							
Número / Number	2.676	304	588	651	543	438	152
GT	42.506.602	735.180	2.513.572	4.225.928	9.369.010	15.177.936	10.484.976
Porcentaje sobre el total % / Percentage of total	100,00%	11,36%	21,97%	24,33%	20,29%	16,37%	5,68%
Número / Number	100,00%	1,73%	5,91%	9,94%	22,04%	35,71%	24,67%
GT							

## 4

ESTADÍSTICAS DE TRÁFICO /  
TRAFFIC STATISTIC

## 4.2.1.2 DISTRIBUCIÓN POR BANDERA / DISTRIBUTION BY FLAG

Banderas / Fags	Nº de buques / Nº of vessels	GT / GT	Banderas / Fags	Nº de buques / Nº of vessels	GT / GT
España	186	911.502	Lituania	1	2.395
Alemania	3	7.274	Luxemburgo	10	64.274
Antigua y Barbuda	153	951.459	Malta	446	6.429.642
Antillas Holandesas	3	11.228	Moldavia	5	17.922
Arabia Saudita	20	583.048	Noruega	43	816.637
Argelia	63	696.674	Nueva Zelanda	12	62.561
Bahamas	87	3.057.694	Panamá	178	4.015.885
Barbados	6	42.080	Polonia	2	3.920
Belgica	1	81.324	Portugal	57	368.547
Belize	11	92.886	Qatar	1	25.408
Bermudas	2	70.380	Reino Unido	59	640.344
Camboia (Kampuchea)	14	33.022	Rusia	13	54.009
China	2	82.692	San Cristobal-Nevis	2	4.982
Chipre	114	1.303.472	San Vicente	2	7.081
Comoros	7	17.360	Seychelles y dependencias	2	49.353
Corea Del Sur	2	58.186	Sierra Leona	3	7.626
Croacia	4	141.516	Singapur	72	2.132.632
Curaçao	9	115.178	Suecia	1	67.141
Dinamarca	25	447.935	Suiza	2	30.727
Dominica	1	1.559	Tanzania	11	26.077
Ecuador	1	35.770	Thailandia	1	19.891
Egipto	1	37.550	Togo	3	6.664
Filipinas	9	162.334	Turquia	61	472.226
Francia	16	245.999	Tuvalu	2	3.995
Gibraltar	26	191.445	Ucrania	3	15.591
Grecia	51	2.757.563	Vanuatu	4	50.104
Holanda (Países Bajos)	168	877.461	Vietnam	1	29.963
Hong-Kong	27	862.231	<b>TOTAL / TOTAL</b>	<b>2.676</b>	<b>42.506.602</b>
India	1	38.560			
Irlanda	5	27.688			
Isla Of Man	60	571.621			
Islas Cayman	22	289.423			
Islas Marshall	120	3.387.143			
Israel	26	1.054.092			
Italia	238	2.615.779			
Jamaica	1	22.655			
Libano	2	3.196			
Liberia	192	5.194.026			

## 4

ESTADÍSTICAS DE TRÁFICO /  
TRAFFIC STATISTIC

## 4.2.1.3 DISTRIBUCIÓN POR TIPOS DE BUQUE / DISTRIBUTION BY TYPES OF VESSELS

Tipo de buques / Type of vessels	Españoles / Spanish		Extranjeros / Foreign		Totales / Totals	
	Nº / No.	GT / GT	Nº / No.	GT / GT	Nº / No.	GT / GT
Total tanques / Total tankers	28	165.664	1.155	19.860.037	1.183	20.025.701
Total graneleros / Total bulk carriers			272	6.456.100	272	6.456.100
Total carga general / Total general cargo	155	745.595	649	4.663.892	804	5.409.487
Total Ro-Ro / Total Ro-Ro			105	4.416.447	105	4.416.447
Total pasaje / Total passengers			3	63.370	3	63.370
Total portacontenedores / Total container ships			293	6.116.331	293	6.116.331
Total otros buques mercantes / Total other merchant ships	3	243	13	18.923	16	19.166
<b>Totales / Totals</b>	<b>186</b>	<b>911.502</b>	<b>2.490</b>	<b>41.595.100</b>	<b>2.676</b>	<b>42.506.602</b>

## 4.2.2 BUQUES DE GUERRA / WARSHIPS

Buques de guerra / Warships	Total / Total	Nacionales / Spanish	Extranjeros / Foreign
Número / Number	6	2	4
GT	24.107	4.247	19.860

## 4.2.3 EMBARCACIONES DE PESCA FRESCA / FRESH FISH VESSELS

Con base en el puerto / Based in the port

Total / Total

Número / Number	49
GT	1.579

## 4.2.4 EMBARCACIONES DE RECREO / LEISURE CRAFT

Embarcaciones / Boats

Total / Total

Número / Number	411
TRB / GRT	2.667,91

## 4.2.5 BUQUES ENTRADOS PARA DESGUACE / VESSELS ENTERED FOR BREAKING UP

Sin datos / No date

## 4

ESTADÍSTICAS DE TRÁFICO /  
TRAFFIC STATISTIC

## 4.2.6 OTRAS EMBARCACIONES / OTHERS VESSELS

Tipo / Type	Número / Number	GT / GT
Pasajeros Local / Local passengers		
Remolcadores / Tugboats	16	6.201
Lanchas Auxiliares / Auxiliary boats	18	852
Gabarras / Barges	3	319
Dragas / Dredgers	-	-
Varios / Others	1	478
<b>TOTAL / TOTAL</b>	<b>38</b>	<b>7.850</b>

## 4.3 MERCANCÍAS, TONELADAS / GOODS, TONS

## 4.3.1 MOVIDAS POR MUELLES Y ATRAQUES DEL SERVICIO / HANDLED AT PORT AUTHORITY QUAYS AND BERTHS

Mercancías / Goods	Cabotaje / Domestic			Exterior / Foreign			Total / Total		
	Embarcadas / Embarked	Desembarcadas / Disembarked	Total / Total	Embarcadas / Embarked	Desembarcadas / Disembarked	Total / Total	Embarcadas / Embarked	Desembarcadas / Disembarked	Total / Total
<b>Graneles líquidos / Liquid bulks</b>									
Acético y ácidos monocarboxílicos / Acetic and monocarboxylic acids	4.082		4.082	21.546	146.853	168.399	25.628	146.853	172.480
Acetona y compuestos función nitrilo / Acetone and nitrile function compounds					18.998	18.998	-	18.998	18.998
Acido sulfúrico / Sulphuric acid		9.577	9.577		1.205	1.205	-	10.782	10.782
Alcohol Etilico / Ethyl Alcohol					24.964	24.964	-	24.964	24.964
Anilina y compuestos función amina / Aniline and amine function compounds					104.998	104.998	-	104.998	104.998
Azúcares y melazas / Sugars and molasses					32.350	32.350	-	32.350	32.350
Biocombustibles / Biofuel				11.928		11.928	11.928	-	11.928
Éteres / Ethers	3672,872	5.015	8.688	176.227	231.250	407.477	179.900	236.265	416.165
Fuel / Fuel oil	2900,009	4.499	7.399				2.900	4.499	7.399
Gasóleo / Gas oil	88,883	30.064	30.153		132.980	132.980	089	163.044	163.133
Gasolina pirólisis / Pyrolysis petrol					3.974	3.974	-	3.974	3.974
Gasolina y keroseno / Gasoline and kerosene					122.931	122.931	-	122.931	122.931
Metanol, alcoholes acíclicos / Methanol, acyclic alcohol		58.010	58.010	7.824	92.365	100.189	7.824	150.374	158.198
Nafta / Naphtha				51.866		51.866	51.866	-	51.866
Nitratos, nitritos y otros / Nitrates, nitrites and others					33.276	33.276	-	33.276	33.276
Resto otros petrolíferos / Other petroleum products		5.199	5.199	243.731	259.370	503.101	243.731	264.569	508.300
Resto productos químicos / Other chemical products	28,308		028	60.062	109.119	169.181	60.090	109.119	169.209
Sosa cáustica / Caustic soda	35.964		35.964	43.692		43.692	79.655	-	79.655
<b>TOTAL / TOTAL</b>	<b>46.736</b>	<b>112.363</b>	<b>159.099</b>	<b>616.876</b>	<b>1.314.632</b>	<b>1.931.508</b>	<b>663.612</b>	<b>1.426.996</b>	<b>2.090.607</b>

## 4

ESTADÍSTICAS DE TRÁFICO /  
TRAFFIC STATISTIC

## 4.3.1 MOVIDAS POR MUELLES Y ATRAQUES DEL SERVICIO (CONTINUACIÓN) / HANDLED AT PORT AUTHORITY QUAYS AND BERTHS (CONTINUED)

Mercancías / Goods	Cabotaje / Domestic			Exterior / Foreign			Total / Total		
	Embarcadas / Embarked	Desembarcadas / Disembarked	Total / Total	Embarcadas / Embarked	Desembarcadas / Disembarked	Total / Total	Embarcadas / Embarked	Desembarcadas / Disembarked	Total / Total
<b>Graneles sólidos por instalac. especial / Dry bulks by special installation</b>									
Alfalfa / Alfalfa				2.644		2.644	2.644	-	2.644
Carbón mineral / Mineral coal	934.243		934.243	528.519	2.344.776	2.873.295	1.462.762	2.344.776	3.807.538
Coque de petróleo / Petroleum coke		18.026	18.026	63.697	298.363	362.060	63.697	316.388	380.085
Maíz / Maize					1.080.269	1.080.269	-	1.080.269	1.080.269
Otras tortas y harinas / Other cakes and flours					147.101	147.101	-	147.101	147.101
Resto cereales y harinas / Other cereals and flours					29.441	29.441	-	29.441	29.441
Resto piensos y forrajes / Other animal feeds and forage					34.842	34.842	-	34.842	34.842
Semillas girasol / Sunflower seeds					16.096	16.096	-	16.096	16.096
Sorgo / Sorghum					15.709	15.709	-	15.709	15.709
Torta y harina de soja / Soya cake and flours				2.738	88.487	91.225	2.738	88.487	91.225
Trigo / Wheat		5.210	5.210	5.067	724.227	729.293	5.067	729.437	734.503
<b>TOTAL / TOTAL</b>	<b>934.243</b>	<b>23.236</b>	<b>957.479</b>	<b>602.664</b>	<b>4.779.309</b>	<b>5.381.974</b>	<b>1.536.907</b>	<b>4.802.545</b>	<b>6.339.452</b>
<b>Graneles sólidos sin instalac. especial / Dry bulks without special installation</b>									
Alfalfa / Alfalfa	6.421		6.421	71.074		71.074	77.495	-	77.495
Carbonatos y percarbonatos / Carbonates and percarbonates		3.598	3.598		144.010	144.010	-	147.608	147.608
Coque de petróleo / Petroleum coke	4.679	4.755	9.434	58.376	168.738	227.114	63.055	173.493	236.548
Derivados del maíz / Maize derivatives					86.294	86.294	-	86.294	86.294
Fosfatos / Phosphates					105.954	105.954	-	105.954	105.954
Maíz / Maize	4.999		4.999		601.023	601.023	4.999	601.023	606.022
Manganeso / Manganese					64.895	64.895	-	64.895	64.895
Otras tortas y harinas / Other cakes and flours					520.843	520.843	-	520.843	520.843
Potasas / Potash	8.280		8.280	91.823	36.492	128.315	100.103	36.492	136.595
Resto minerales / Other minerals		13.021	13.021	8212,36	36.693	44.905	8.212	49.714	57.927
Resto piensos y forrajes / Other animal feeds and forage				567	69.896	70.463	567	69.896	70.463
Torta y harina de soja / Soya cake and flours	2.399		2.399		269.247	269.247	2.399	269.247	271.646
Trigo / Wheat					559.495	559.495	-	559.495	559.495
Urea / Urea		6.128	6.128		126.487	126.487	-	132.615	132.615
Otros / Others	23.223	34.861	58.084	59.593	176.486	236.078	82.816	211.346	294.162
<b>TOTAL / TOTAL</b>	<b>50.002</b>	<b>62.363</b>	<b>112.365</b>	<b>289.644</b>	<b>2.966.554</b>	<b>3.256.198</b>	<b>339.646</b>	<b>3.028.917</b>	<b>3.368.563</b>

## 4

ESTADÍSTICAS DE TRÁFICO /  
TRAFFIC STATISTIC

## 4.3.1 MOVIDAS POR MUELLES Y ATRAQUES DEL SERVICIO (CONTINUACIÓN) / HANDLED AT PORT AUTHORITY QUAYS AND BERTHS (CONTINUED)

Mercancías / Goods	Cabotaje / Domestic			Exterior / Foreign			Total / Total		
	Embarcadas / Embarked	Desembarcadas / Disembarked	Total / Total	Embarcadas / Embarked	Desembarcadas / Disembarked	Total / Total	Embarcadas / Embarked	Desembarcadas / Disembarked	Total / Total
<b>Mercancía general / General cargo</b>									
Barras y perfiles / Bars and profiles	1.308		1.308	95.520	4.965	100.485	96.828	4.965	101.792
Carbonatos y percarbonatos / Carbonates and percarbonates	250	946	1.196	9.359	17.006	26.366	9.610	17.952	27.562
Cerveza / Beer	52		052	65.142	148	65.290	65.194	148	65.342
Chatarras / Scrap iron	770	36.657	37.427	37.216	3.383	40.598	37.986	40.040	78.025
Conservas / Tinned food	482	7.072	7.554	16.400	9.164	25.564	16.882	16.236	33.118
Fruta fresca / Fresh fruit	222	122	344	13.539	170.055	183.594	13.761	170.177	183.939
Madera y corcho / Wood and cork	3.602	1.003	4.605	88.425	10.490	98.915	92.027	11.493	103.520
Maquinaria, herramientas y repuestos / Machinery, tools and parts	9.801	3.533	13.334	44.310	21.160	65.470	54.111	24.694	78.804
Materiales de construcción / Building materials	2.124	16.931	19.055	92.127	11.307	103.434	94.251	28.237	122.488
Papel y cartón / Paper and cardboard	22.073	140	22.213	23.360	38.777	62.136	45.433	38.917	84.349
Pasta papel / Paper pulp	1.505		1.505	43.301	338.046	381.346	44.806	338.046	382.852
Polímeros / Polymers	2.366	809	3.174	45.929	13.803	59.732	48.295	14.611	62.906
Productos laminados planos / Flat metal sheets				130	224.921	225.051	130	224.921	225.051
Resto mercancías / Other goods	6.593	4.917	11.510	93.515	54.794	148.310	100.108	59.711	159.819
Resto minerales / Other minerals	12.326	28.534	40.860	13.844	26.852	40.696	26.169	55.387	81.556
Resto piensos y forrajes / Other animal feeds and forage	8.504	529	9.033	23.465	20.014	43.479	31.968	20.543	52.512
Resto productos alimenticios / Other food products	2.962	862	3.824	42.546	32.123	74.669	45.508	32.985	78.493
Resto productos químicos / Other chemical products	11.060	2.225	13.286	36.372	26.845	63.217	47.432	29.070	76.503
Resto productos siderúrgicos / Other iron and steel products	521	3.418	3.939	8.548	40.519	49.067	9.068	43.938	53.006
Tabaco, cacao, café y especias / Tobacco, cocoa, coffee and spices	6.206	772	6.979	21.480	25.562	47.042	27.686	26.335	54.021
Tara contenedores / Tare containers	28.515	22.245	50.759	125.305	137.366	262.671	153.820	159.610	313.430
Vehículos y motocicletas / Vehicles and motorcycles	700	50	749	36.884	40.588	77.473	37.584	40.638	78.222
Otros / Others	18.509	8.216	26.725	80.834	71.962	152.795	99.343	80.178	179.521
<b>TOTAL / TOTAL</b>	<b>140.450</b>	<b>138.981</b>	<b>279.431</b>	<b>1.057.550</b>	<b>1.339.850</b>	<b>2.397.399</b>	<b>1.197.999</b>	<b>1.478.831</b>	<b>2.676.831</b>
<b>TOTAL / TOTAL</b>	<b>1.171.431</b>	<b>336.943</b>	<b>1.508.374</b>	<b>2.566.734</b>	<b>10.400.345</b>	<b>12.967.079</b>	<b>3.738.165</b>	<b>10.737.288</b>	<b>14.475.453</b>

## 4

ESTADÍSTICAS DE TRÁFICO /  
TRAFFIC STATISTIC

## 4.3.2 MOVIDAS POR MUELLES Y ATRAQUES DE PARTICULARES / HANDLED AT PRIVATE QUAYS AND BERTHS

Mercancías / Goods	Cabotaje / Domestic			Exterior / Foreign			Total / Total		
	Embarcadas / Embarked	Desembarcadas / Disembarked	Total / Total	Embarcadas / Embarked	Desembarcadas / Disembarked	Total / Total	Embarcadas / Embarked	Desembarcadas / Disembarked	Total / Total
<b>Graneles líquidos / Liquid bulks</b>									
Aceites y grasas / Oils and fats					14.957	14.957	0	14.957	14.957
Acético y ácidos monocarboxílicos / Acetic and monocarboxylic acids					4.494	4.494	0	4.494	4.494
Asfalto, betún de petróleo y destilados / Asphalt, petroleum bitumen and distilled products	38.233		38.233	807.809		807.809	846.042	0	846.042
Biocombustibles / Biofuel		55.428	55.428	81.222	75.068	156.290	81.222	130.496	211.718
Butano y Propano / Butane and propane	12.230	19.262	31.493	4.646	1.056.899	1.061.545	16.876	1.076.162	1.093.038
Condensados crudo y gas natural / Crude oil and natural gas condensate					538.840	538.840	0	538.840	538.840
Éteres / Ethers					2.067	2.067	0	2.067	2.067
Fuel / Fuel oil	935.573	336.676	1.272.249	823.576	1.120.833	1.944.409	1.759.149	1.457.509	3.216.658
Gasóleo / Gas oil	276.037	28.914	304.951	265.180	76.540	341.720	541.217	105.454	646.672
Gasolina pirólisis / Pyrolysis petrol				341.094		341.094	341.094	0	341.094
Gasolina y keroseno / Gasoline and kerosene	168.565	25.889	194.454				168.565	25.889	194.454
Metanol, alcoholes acíclicos / Methanol, acyclic alcohol				17.100	13.530	30.630	17.100	13.530	30.630
Nafta / Naphtha		658.226	658.226	9.196	622.138	631.334	9.196	1.280.364	1.289.560
Petróleo crudo / Crude petroleum		415.756	415.756		7.682.504	7.682.504	0	8.098.260	8.098.260
Resto gases energéticos petróleo / Other energy-producing gases petrol				2.000		2.000	2.000	0	2.000
Resto otros petrolíferos / Other petroleum products	8.485		8.485	141.527	227.793	369.320	150.012	227.793	377.805
Resto productos químicos / Other chemical products	1.504		1.504	261.728	124.987	386.715	263.232	124.987	388.219
<b>TOTAL / TOTAL</b>	<b>1.440.627</b>	<b>1.540.151</b>	<b>2.980.779</b>	<b>2.755.078</b>	<b>11.560.650</b>	<b>14.315.728</b>	<b>4.195.706</b>	<b>13.100.801</b>	<b>17.296.506</b>



## 4

ESTADÍSTICAS DE TRÁFICO /  
TRAFFIC STATISTIC

## 4.3.3 EMBARCADAS Y DESEMBARCADAS EN EL AÑO / LOADED AND UNLOADED DURING THE YEAR

Mercancías / Goods	Cabotaje / Domestic			Exterior / Foreign			Total / Total		
	Embarcadas / Embarked	Desembarcadas / Disembarked	Total / Total	Embarcadas / Embarked	Desembarcadas / Disembarked	Total / Total	Embarcadas / Embarked	Desembarcadas / Disembarked	Total / Total
<b>Graneles líquidos / Liquid bulks</b>									
Asfalto, betún de petróleo y destilados / Asphalt, petroleum bitumen and distilled products	38.233		38.233	807.809		807.809	846.042	0	846.042
Butano y Propano / Butane and propane	12.230	19.262	31.493	4.646	1.056.899	1.061.545	16.876	1.076.162	1.093.038
Condensados crudo y gas natural / Crude oil and natural gas condensate					538.840	538.840	0	538.840	538.840
Gasóleo / Gas oil	276.126	58.978	335.104	265.180	209.520	474.700	541.306	268.498	809.804
Gasolina pirólisis / Pyrolysis petrol				341.094	3.974	345.067	341.094	3.974	345.067
Gasolina y keroseno / Gasoline and kerosene	168.565	25.889	194.454		122.931	122.931	168.565	148.820	317.385
Nafta / Naphtha		658.226	658.226	61.062	622.138	683.200	61.062	1.280.364	1.341.426
Resto productos químicos / Other chemical products	1.532		1.532	321.790	234.105	555.895	323.322	234.105	557.428
Acético y ácidos monocarboxílicos / Acetic and monocarboxylic acids	4.082		4.082	21.546	151.346	172.892	25.628	151.346	176.974
Anilina y compuestos función amina / Aniline and amine function compou					104.998	104.998	0	104.998	104.998
Biocombustibles / Biofuel		55.428	55.428	93.150	75.068	168.218	93.150	130.496	223.646
Éteres / Ethers	3.673	5.015	8.688	176.227	233.317	409.544	179.900	238.332	418.232
Fuel / Fuel oil	938.473	341.175	1.279.648	823.576	1.120.833	1.944.409	1.762.049	1.462.008	3.224.057
Metanol, alcoholes acíclicos / Methanol, acyclic alcohol		58.010	58.010	24.924	105.895	130.819	24.924	163.904	188.828
Petróleo crudo / Crude petroleum		415.756	415.756		7.682.504	7.682.504	0	8.098.260	8.098.260
Resto otros petrolíferos / Other petroleum products	8.485	5.199	13.684	385.258	487.164	872.422	393.743	492.363	886.106
Sosa cáustica / Caustic soda	35.964		35.964	43.692		43.692	79.655	0	79.655
Otros / Others		9.577	9.577	2.000	125.749	127.749	2.000	135.327	137.327
<b>TOTAL / TOTAL</b>	<b>1.487.363</b>	<b>1.652.515</b>	<b>3.139.878</b>	<b>3.371.954</b>	<b>12.875.282</b>	<b>16.247.236</b>	<b>4.859.317</b>	<b>14.527.796</b>	<b>19.387.114</b>
<b>Graneles sólidos por instalac. especial / Dry bulks by special installation</b>									
Alfalfa / Alfalfa				2.644		2,644	2,644	0	2,644
Carbón mineral / Mineral coal	934.243		934.243	528.519	2.344.776	2.873.295	1.462.762	2.344.776	3.807.538
Coque de petróleo / Petroleum coke		18.026	18.026	63.697	298.363	362.060	63.697	316.388	380.085
Maiz / Maize					1.080.269	1.080.269	0	1.080.269	1.080.269
Otras tortas y harinas / Other cakes and flours					147.101	147.101	0	147.101	147.101
Resto cereales y harinas / Other cereals and flours					29.441	29.441	0	29.441	29.441
Resto piensos y forrajes / Other animal feeds and forage					34.842	34.842	0	34.842	34.842
Semillas girasol / Sunflower seeds					16.096	16.096	0	16.096	16.096
Sorgo / Sorghum					15.709	15.709	0	15.709	15.709
Torta y harina de soja / Soya cake and flours				2.738	88.487	91.225	2.738	88.487	91.225
Trigo / Wheat		5.210	5.210	5.067	724.227	729.293	5.067	729.437	734.503
<b>TOTAL / TOTAL</b>	<b>934.243</b>	<b>23.236</b>	<b>957.479</b>	<b>602.664</b>	<b>4.779.309</b>	<b>5.381.974</b>	<b>1.536.907</b>	<b>4.802.545</b>	<b>6.339.452</b>

## 4

ESTADÍSTICAS DE TRÁFICO /  
TRAFFIC STATISTIC4.3.3 EMBARCADAS Y DESEMBARCADAS EN EL AÑO (CONTINUACIÓN) / LOADED AND UNLOADED DURING THE YEAR  
(CONTINUED)

Mercancías / Goods	Cabotaje / Domestic			Exterior / Foreign			Total / Total		
	Embarcadas / Embarked	Desembarcadas / Disembarked	Total / Total	Embarcadas / Embarked	Desembarcadas / Disembarked	Total / Total	Embarcadas / Embarked	Desembarcadas / Disembarked	Total / Total
<b>Graños sólidos sin instalac. especial / Dry bulks without special installation</b>									
Abonos fosfatados / Phosphat fertilizers					32.948	32.948	0	32.948	32.948
Alfalfa / Alfalfa	6.421		6.421	71.074		71.074	77.495	0	77.495
Carbonatos y percarbonatos / Carbonates and percarbonates		3.598	3.598		144.010	144.010	0	147.608	147.608
Coque de petróleo / Petroleum coke	4.679	4.755	9.434	58.376	168.738	227.114	63.055	173.493	236.548
Derivados del maíz / Maize derivatives					86.294	86.294	0	86.294	86.294
Fosfatos / Phosphates					105.954	105.954	0	105.954	105.954
Maíz / Maize	4.999		4.999		601.023	601.023	4.999	601.023	606.022
Manganeso / Manganese					64.895	64.895	0	64.895	64.895
Nitratos, nitritos y otros / Nitrates, nitrites and others		5.188	5.188		27.668	27.668	0	32.856	32.856
Otras tortas y harinas / Other cakes and flours					520.843	520.843	0	520.843	520.843
Potasas / Potash	8.280		8.280	91.823	36.492	128.315	100.103	36.492	136.595
Resto minerales / Other minerals		13.021	13.021	8.212	36.693	44.905	8.212	49.714	57.927
Resto piensos y forrajes / Other animal feeds and forage				567	69.896	70.463	567	69.896	70.463
Resto productos químicos / Other chemical products					36.750	36.750	0	36.750	36.750
Sal común / Salt				30.917		30.917	30.917	0	30.917
Torta y harina de soja / Soya cake and flours	2.399		2.399		269.247	269.247	2.399	269.247	271.646
Trigo / Wheat					559.495	559.495	0	559.495	559.495
Urea / Urea		6.128	6.128		126.487	126.487	0	132.615	132.615
Otros / Others	23.223	29.672	52.896	28.676	79.119	107.795	51.899	108.792	160.691
<b>TOTAL / TOTAL</b>	<b>50.002</b>	<b>62.363</b>	<b>112.365</b>	<b>289.644</b>	<b>2.966.554</b>	<b>3.256.198</b>	<b>339.646</b>	<b>3.028.917</b>	<b>3.368.563</b>

<b>Mercancia general / General cargo</b>									
Barras y perfiles / Bars and profiles	1.308		1.308	95.520	4.965	100.485	96.828	4.965	101.792
Carbonatos y percarbonatos / Carbonates and percarbonates	250	946	1.196	9.359	17.006	26.366	9.610	17.952	27.562
Cerveza / Beer	52		52	65.142	148	65.290	65.194	148	65.342
Chatarras / Scrap iron	770	36.657	37.427	37.216	3.383	40.598	37.986	40.040	78.025
Conservas / Tinned food	482	7.072	7.554	16.400	9.164	25.564	16.882	16.236	33.118
Fruta fresca / Fresh fruit	222	122	344	13.539	170.055	183.594	13.761	170.177	183.939
Madera y corcho / Wood and cork	3.602	1.003	4.605	88.425	10.490	98.915	92.027	11.493	103.520
Maquinaria, herramientas y repuestos / Machinery, tools and parts	9.801	3.533	13.334	44.310	21.160	65.470	54.111	24.694	78.804
Materiales de construcción / Building materials	2.124	16.931	19.055	92.127	11.307	103.434	94.251	28.237	122.488
Papel y cartón / Paper and cardboard	22.073	140	22.213	23.360	38.777	62.136	45.433	38.917	84.349
Pasta papel / Paper pulp	1.505		1.505	43.301	338.046	381.346	44.806	338.046	382.852
Polímeros / Polymers	2.366	809	3.174	45.929	13.803	59.732	48.295	14.611	62.906
Productos laminados planos / Flat metal sheets				130	224.921	225.051	130	224.921	225.051
Resto mercancías / Other goods	6.593	4.917	11.510	93.515	54.794	148.310	100.108	59.711	159.819
Resto minerales / Other minerals	12.326	28.534	40.860	13.844	26.852	40.696	26.169	55.387	81.556

## 4

ESTADÍSTICAS DE TRÁFICO /  
TRAFFIC STATISTIC4.3.3 EMBARCADAS Y DESEMBARCADAS EN EL AÑO (CONTINUACIÓN) / LOADED AND UNLOADED DURING THE YEAR  
(CONTINUED)

Mercancías / Goods	Cabotaje / Domestic			Exterior / Foreign			Total / Total		
	Embarcadas / Embarked	Desembarcadas / Disembarked	Total / Total	Embarcadas / Embarked	Desembarcadas / Disembarked	Total / Total	Embarcadas / Embarked	Desembarcadas / Disembarked	Total / Total
Resto piensos y forrajes / Other animal feeds and forage	8.504	529	9.033	23.465	20.014	43.479	31.968	20.543	52.512
Resto productos alimenticios / Other food products	2.962	862	3.824	42.546	32.123	74.669	45.508	32.985	78.493
Resto productos químicos / Other chemical products	11.060	2.225	13.286	36.372	26.845	63.217	47.432	29.070	76.503
Resto productos siderúrgicos / Other iron and steel products	521	3.418	3.939	8.548	40.519	49.067	9.068	43.938	53.006
Tabaco, cacao, café y especias / Tobacco, cocoa, coffee and spices	6.206	772	6.979	21.480	25.562	47.042	27.686	26.335	54.021
Tara contenedores / Tare containers	28.515	22.245	50.759	125.305	137.366	262.671	153.820	159.610	313.430
Vehículos y motocicletas / Vehicles and motorcycles	700	50	749	36.884	40.588	77.473	37.584	40.638	78.222
Otros / Others	18.509	8.216	26.725	80.834	71.962	152.795	99.343	80.178	179.521
<b>TOTAL / TOTAL</b>	<b>140.450</b>	<b>138.981</b>	<b>279.431</b>	<b>1.057.550</b>	<b>1.339.850</b>	<b>2.397.399</b>	<b>1.197.999</b>	<b>1.478.831</b>	<b>2.676.831</b>
<b>TOTAL / TOTAL</b>	<b>2.612.058</b>	<b>1.877.095</b>	<b>4.489.153</b>	<b>5.321.812</b>	<b>21.960.995</b>	<b>27.282.807</b>	<b>7.933.870</b>	<b>23.838.089</b>	<b>31.771.960</b>

## 4.3.4 TOTAL MERCANCÍAS POR PAÍSES DE ORIGEN Y DESTINO / TOTAL GOODS BY COUNTRY OF ORIGIN AND DESTINATION

Naciones / Countries	Embarcadas Embarked Tm / Tons	Desembarcadas Disembarked Tm / Tons	Total Total T / Tons	Naciones / Countries	Embarcadas Embarked Tm / Tons	Desembarcadas Disembarked Tm / Tons	Total Total T / Tons
España / Spain	2.612.093	1.877.098	4.489.191	Congo		124.014	124.014
Africa del Sur / South Africa	173	923.933	924.107	Corea del Sur / South Korea	45.663	37.452	83.114
Albania	28.982	290.462	319.444	Costa de Marfil / Ivory Coast	13.708	15.641	29.349
Alemania / Germany	77.841	30.630	108.471	Costa Rica	29.904	121.157	151.061
Angola	21.433	1.393.502	1.414.935	Croacia / Croatia	14.891	5.510	20.401
Arabia Saudita / Saudi Arabia	4.569	574.905	579.475	Cuba		2.729	2.729
Argelia / Algeria	322.932	3.161.752	3.484.684	Curaçao	952	154	1.106
Argentina	548	486.579	487.127	Dinamarca / Denmark	2.558	53.704	56.262
Aruba	2.672	6	2.678	Djibouti (Yibuti)	2.834		2.834
Barbados	1.188	720	1.908	Ecuador	754		754
Belgica / Belgium	105.963	208.569	314.532	Egipto / Egypt	89.291	176.216	265.507
Belize	112	103	215	Emiratos Arabes Unidos / UAE		25.193	25.193
Benin	298		298	Eslovenia / Slovenia	3.000	819	3.819
Brasil / Brazil	1.667	570.197	571.864	Estados Unidos de America / USA	465.968	1.222.906	1.688.873
Bulgaria	997	413.379	414.376	Estonia		54.488	54.488
Camerun / Cameroon	337	74.758	75.095	Finlandia / Finland		90.015	90.015
Canada	76.192	149.069	225.262	Francia / France	121.372	676.807	798.179
Chile	59.808	193.410	253.218	Gabon	1.962	31.515	33.477
China	12.659	54.187	66.846	Georgia	82	227.002	227.084
Chipre / Cyprus	35.976	324	36.301	Ghana	65.036	25.314	90.351
Colombia	2.337	1.288.353	1.290.691				

## 4

ESTADÍSTICAS DE TRÁFICO /  
TRAFFIC STATISTIC

## 4.3.4 TOTAL MERCANCÍAS POR PAÍSES DE ORIGEN Y DESTINO (CONTINUACIÓN) / TOTAL GOODS BY COUNTRY OF ORIGIN AND DESTINATION (CONTINUED)

Naciones / Countries	Embarcadas Embarked Tm / Tons	Desembarcadas Disembarked Tm / Tons	Total Total T / Tons	Naciones / Countries	Embarcadas Embarked Tm / Tons	Desembarcadas Disembarked Tm / Tons	Total Total T / Tons
Gibraltar	340.000	24.975	364.976	Pakistan		30.737	30.737
Grecia / Greece	396.515	93.234	489.750	Panama	6.571	197	6.768
Grenada		160	160	Peru	602		602
Guatemala	4.046	320	4.366	Polonia / Poland	3.000	40.647	43.647
Guinea	904		904	Portugal	65.317	87.133	152.450
Guinea Ecuatorial / Ecuatorial Guinea	74.104	58.355	132.459	Puerto Rico	7.840	3.113	10.953
Guyana	332	5.266	5.598	Qatar	71		71
Haiti	6.768	275	7.043	Reino Unido / United Kingdom	26.683	352.432	379.116
Holanda (Países Bajos) / Holland (The Netherlands)	482.234	279.545	761.780	Republica Dominicana / Dominican Republic	35.024	16.478	51.502
Honduras	1.004	568	1.573	Rumania	9.725	546.600	556.325
Hong-Kong	253	150	403	Rusia / Russia	9.327	1.403.957	1.413.284
India	13.774	113.099	126.873	San Vicente / Saint Vincent	7		7
Indonesia	529	76.115	76.644	Senegal	4.219	242	4.460
Iran		12.900	12.900	Singapur / Singapore	33	19.012	19.045
Irlanda / Ireland	16.259	1.057	17.317	Sint Maarten	262		262
Is. Mauricio / Mauritius		19.888	19.888	Suecia / Sweden		39.848	39.848
Islas Cayman / Cayman Islands	575		575	Suriname	3.689	3.993	7.682
Islas Marshall / Marshall Islands	31		31	Taiwan	51.889	36.034	87.923
Israel	86.353	89.215	175.568	Thailandia / Thailand		3.147	3.147
Italia / Italy	888.388	223.780	1.112.168	Togo	176.967		176.967
Jamaica	7.015	19.942	26.957	Trinidad & Tobago	1.340	16.766	18.106
Japon / Japan		47	47	Tunez / Tunisia	103.306	41.998	145.304
Jordania / Jordan	32.784		32.784	Turquia / Turkey	227.472	754.442	981.915
Kuwait		15.993	15.993	Ucrania / Ukraine	47.469	1.716.516	1.763.984
Letonia / Latvia		229.387	229.387	Uruguay	3.217	140.599	143.816
Libano / Lebanon	100.542	3	100.545	Venezuela	30.106	255.979	286.084
Libia / Libya	102.724	689.379	792.104	Vietnam		241	241
Lituania / Lithuania		18.052	18.052				
Malasia / Malaysia	529	50.034	50.563				
Malta	40.458	182.375	222.833				
Marruecos / Morocco	157.881	126.739	284.620				
Mauritania	5.103		5.103				
Mejico / Mexico	36.372	542.331	578.703				
Mozambique	332		332				
Nigeria	81.208	568.261	649.469				
Noruega / Norway		246.917	246.917				
Nueva Zelanda / New Zealand	15.962	37.398	53.360				
Oman		19.644	19.644				
				<b>Total / Total</b>	<b>7.933.870</b>	<b>23.838.089</b>	<b>31.771.960</b>

## 4

ESTADÍSTICAS DE TRÁFICO /  
TRAFFIC STATISTIC

## 4.3.5 MERCANCÍAS TRANSBORDADAS / TRANSHIPPED GOODS

Sin datos / No date

## 4.3.6 TRÁFICO ROLL-ON / ROLL-OFF / ROLL-ON / ROLL-OFF TRAFFIC

## 4.3.6.1 RESUMEN DEL TRÁFICO ROLL-ON / ROLL-OFF / SUMMARY OF THE TRAFFIC ROLL-ON / ROLL-OFF

Concepto / Concept	Cabotaje / Domestic	Exterior / Foreign	Total / Total
<b>Mercancías embarcadas / Loaded goods</b>			
En contenedores / Containerised	0	0	0
En otros medios / By other means	686	40.437	41.123
<b>TOTAL</b>	<b>686</b>	<b>40.437</b>	<b>41.123</b>
<b>Mercancías desembarcadas / Unloaded goods</b>			
En contenedores / Containerised	0	0	0
En otros medios / By other means	27	39.250	39.277
<b>TOTAL</b>	<b>27</b>	<b>39.250</b>	<b>39.277</b>
<b>Mercancías embarcadas más desembarcadas / Loaded and unloaded goods</b>			
En contenedores / Containerised	0	0	0
En otros medios / By other means	713	79.687	80.400
<b>TOTAL</b>	<b>713</b>	<b>79.687</b>	<b>80.400</b>

## 4.3.6.2 UNIDADES DE TRANSPORTE INTERMODAL (UTI) ROLL-ON / ROLL-OFF / UNITS OF INTERMODAL ROLL-ON / ROLL-OFF TRANSPORT

Tipo / Type	Cabotaje / Domestic			Exterior / Foreign			Total / Total		
	Embarcadas / Embarked	Desembarcadas / Disembarked	Total / Total	Embarcadas / Embarked	Desembarcadas / Disembarked	Total / Total	Embarcadas / Embarked	Desembarcadas / Disembarked	Total / Total
Camión articulado / Articulated truck	0	0	0	0	0	0	0	0	0
Camión rígido / Rigid truck	0	0	0	19	5	24	19	5	24
Cabeza tractora / Tractor unit	0	0	0	0	0	0	0	0	0
Furgón / Van	0	0	0	10	0	0	10	0	0
Remolques, semirremolques y plataformas (aptos para el transporte terrestre) / Trailers, semi-trailers and platforms (suitable for overland transport)	3	0	3	0	0	0	3	0	3
Roll trailer y otros equipos (no aptos para el transporte terrestre) / Roll trailer and other equipment (not suitable for overland transport)	0	0	0	0	0	0	0	0	0
Tren de carretera / Road train	0	0	0	0	0	0	0	0	0
<b>TOTAL / TOTAL</b>	<b>3</b>	<b>0</b>	<b>3</b>	<b>29</b>	<b>5</b>	<b>24</b>	<b>32</b>	<b>5</b>	<b>27</b>

## 4

ESTADÍSTICAS DE TRÁFICO /  
TRAFFIC STATISTIC

## 4.3.6.3 UNIDADES DE VEHÍCULOS EN RÉGIMEN DE MERCANCÍAS / UNITS OF VEHICLES CONSIDERED AS GOOD

Tipo / Type	Cabotaje / Domestic			Exterior / Foreign			Total / Total		
	Embarcadas / Embarked	Desembarcadas / Disembarked	Total / Total	Embarcadas / Embarked	Desembarcadas / Disembarked	Total / Total	Embarcadas / Embarked	Desembarcadas / Disembarked	Total / Total
Autobuses / Buses			0	2		2	2	0	2
Turismos / Cars	519	1	520	29.940	29.388	59.328	30.459	29.389	59.848
Camiones / Trucks		8	8	30	6	36	30	14	44
Vehículos especiales / Special vehicles	7	4	11	472	3	475	479	7	486
Motocicletas / Motorcycles			0	1		1	1	0	1
<b>TOTAL / TOTAL</b>	<b>526</b>	<b>13</b>	<b>539</b>	<b>30.445</b>	<b>29.397</b>	<b>59.842</b>	<b>30.971</b>	<b>29.410</b>	<b>60.381</b>

## 4.3.7 CLASIFICACIÓN DE MERCANCÍAS / CLASSIFICATION OF GOODS

## 4.3.7.1 CLASIFICACIÓN SEGÚN SU NATURALEZA / CLASSIFICATION BY TYPE

Cod.	Tipo / Type	Cabotaje / Domestic			Exterior / Foreign			Total / Total		
		Embarcadas / Embarked	Desembarcadas / Disembarked	Total / Total	Embarcadas / Embarked	Desembarcadas / Disembarked	Total / Total	Embarcadas / Embarked	Desembarcadas / Disembarked	Total / Total
<b>1. ENERGÉTICO / ENERGY-PRODUCING</b>										
1	Petróleo crudo / Crude oil		415.756	415.756	1.477	7.683.823	7.685.300	8.101.056	8.099.579	8.101.056
2	Fuel oil / Fuel oil	938.502	341.476	1.279.979	824.048	1.120.949	1.944.997	3.224.975	1.462.425	3.224.975
3	Gasoil / Diesel	276.126	58.978	335.104	265.180	209.520	474.700	809.804	268.498	809.804
4	Gasolina / Petrol	168.565	25.889	194.454		122.931	122.931	317.385	148.820	317.385
6	Otros productos petrolíferos / Other petroleum products	50.478	663.587	714.065	1.255.220	1.649.402	2.904.622	3.618.686	2.312.988	3.618.686
7	Gases energéticos de petróleo / Energy-producing petroleum gases	12.241	19.262	31.503	6.659	1.056.922	1.063.581	1.095.084	1.076.185	1.095.084
12	Carbón y coque de petróleo / Coal and petroleum coke	939.275	22.781	962.055	651.847	2.840.788	3.492.635	4.454.690	2.863.569	4.454.690
35	Gas natural / Natural gas								0	0
51	Biocombustibles / Biofuels	1.174	55.551	56.725	95.304	165.374	260.678	317.403	220.925	317.403
<b>2. SIDEROMETALÚRGICO / IRON AND STEEL</b>										
8	Mineral de hierro / Iron ore				48	488	536	536	488	536
10	Otros minerales y residuos metálicos / Other minerals and metal residues	6.951	23	6.974	2.446	88.038	90.483	97.457	88.060	97.457
11	Chatarra de hierro / Scrap iron	770	36.657	37.427	37.216	3.383	40.598	78.025	40.040	78.025
13	Productos siderúrgicos / Iron and steel products	1.828	3.418	5.247	109.073	270.044	379.117	384.364	273.462	384.364
36	Otros productos metalúrgicos / Other metallurgical products	975	107	1.082	4.097	3.879	7.975	9.058	3.986	9.058
<b>3. MINERALES NO METÁLICOS / NON-METALLIC MINERALS</b>										
25	Sal común / Salt	375	74	450	36.127	4.073	40.200	40.650	4.147	40.650
52	Otros minerales no metálicos / Other non-metallic minerals	4.690	39.364	44.055	15.268	49.082	64.350	108.405	88.446	108.405

## 4

ESTADÍSTICAS DE TRÁFICO /  
TRAFFIC STATISTIC

## 4.3.7.1 CLASIFICACIÓN SEGÚN SU NATURALEZA (CONTINUACIÓN) / CLASSIFICATION BY TYPE (CONTINUED)

Cod.	Tipo / Type	Cabotaje / Domestic			Exterior / Foreign			Total / Total		
		Embarcadas / Embarked	Desembarcadas / Disembarked	Total / Total	Embarcadas / Embarked	Desembarcadas / Disembarked	Total / Total	Embarcadas / Embarked	Desembarcadas / Disembarked	Total / Total
<b>4. ABONOS / FERTILIZERS</b>										
14	Fosfatos / <i>Phosphates</i>					105.954	105.954	105.954	105.954	105.954
15	Potasas / <i>Potashes</i>	8.280		8.280	94.410	39.098	133.508	141.788	39.098	141.788
16	Abonos naturales y artificiales / <i>Natural and man-made fertilizers</i>	3.454	18.320	21.774	2.687	240.089	242.777	264.551	258.409	264.551
<b>5. PRODUCTOS QUÍMICOS / CHEMICAL PRODUCTS</b>										
17	Productos químicos / <i>Chemical products</i>	58.042	80.056	138.097	1.031.330	1.029.388	2.060.718	2.198.816	1.109.444	2.198.816
<b>6. MATERIALES DE CONSTRUCCIÓN / BUILDING MATERIAL</b>										
5	Asfalto / <i>Asphalt</i>				2.100		2.100	2.100	0	2.100
18	Cemento y clínker / <i>Cement and clinker</i>				16.487	20	16.506	16.506	20	16.506
20	Materiales de construcción elaborados / <i>Manufactured building materials</i>	22.238	19.099	41.338	96.306	13.718	110.024	151.361	32.817	151.361
<b>7. AGROGANADERO Y ALIMENTARIO / AGRICULTURE, STOCKBREEDING AND FOOD</b>										
21	Cereales y sus harinas / <i>Cereals and cereal flours</i>	6.961	6.040	13.001	22.052	3.014.124	3.036.176	3.049.177	3.020.164	3.049.177
22	Habas de soja / <i>Soya beans</i>	449		449	98	506	604	1.053	506	1.053
23	Frutas, hortalizas, legumbres,... / <i>Fruit, vegetables, legumes,...</i>	2.748	2.058	4.806	18.972	190.845	209.817	214.623	192.903	214.623
24	Vinos, bebidas, alcoholes y derivados / <i>Wine, drinks, alcohols and derivatives</i>	2.440	1.703	4.143	79.643	2.584	82.226	86.369	4.286	86.369
27	Conservas / <i>Tinned food</i>	482	7.072	7.554	16.400	9.164	25.564	33.118	16.236	33.118
28	Tabaco, cacao, café, especias,... / <i>Tobacco, coffee, cocoa, spices,...</i>	6.206	772	6.979	21.480	25.562	47.042	54.021	26.335	54.021
29	Aceites y grasas / <i>Oils and saturated fats</i>	170	893	1.062	13.746	17.803	31.549	32.612	18.696	32.612
30	Otros productos alimenticios / <i>Other foods</i>	2.695	1.040	3.736	40.914	79.663	120.577	124.312	80.703	124.312
33	Pescados congelados y refrigerados / <i>Frozen and refrigerated fish</i>	218	68	287	2.157	2.908	5.064	5.351	2.976	5.351
37	Pienso y forrajes / <i>Fodder</i>	17.985	529	18.514	97.804	1.274.510	1.372.314	1.390.828	1.275.039	1.390.828
<b>8. OTRAS MERCANCÍAS / OTHER GOODS</b>										
19	Maderas y corcho / <i>Wood and cork</i>	3.602	1.003	4.605	88.425	10.490	98.915	103.520	11.493	103.520
26	Papel y pasta / <i>Paper and wood pulp</i>	25.793	1.586	27.380	69.489	381.170	450.658	478.038	382.756	478.038
31	Maquin. herram. Repuestos / <i>Machinery, tools, spare parts,...</i>	9.647	3.530	13.177	40.073	21.106	61.179	74.356	24.636	74.356
34	Resto de mercancías / <i>Other goods</i>	9.109	28.000	37.109	93.524	54.794	148.318	185.427	82.794	185.427

## 4

ESTADÍSTICAS DE TRÁFICO /  
TRAFFIC STATISTIC

## 4.3.7.1 CLASIFICACIÓN SEGÚN SU NATURALEZA (CONTINUACIÓN) / CLASSIFICATION BY TYPE (CONTINUED)

Cod.	Tipo / Type	Cabotaje / Domestic			Exterior / Foreign			Total / Total		
		Embarcadas / Embarked	Desembarcadas / Disembarked	Total / Total	Embarcadas / Embarked	Desembarcadas / Disembarked	Total / Total	Embarcadas / Embarked	Desembarcadas / Disembarked	Total / Total
<b>9. VEHÍCULOS Y ELEMENTOS DE TRANSPORTE / VEHICLES AND TRANSPORT ELEMENTS</b>										
32	Automóviles y sus piezas / <i>Automobiles and parts</i>	1.072	157	1.228	44.403	41.438	85.841	87.069	41.595	87.069
38	Tara equipamiento (Ro-Ro) / <i>Tare equipment (Ro-ro)</i>								0	0
39	Tara contenedores / <i>Tare containers</i>	28.515	22.245	50.759	125.305	137.366	262.671	313.430	159.610	313.430

## 4.3.7.2.A CLASIFICACIÓN SEGÚN SU NATURALEZA Y PRESENTACIÓN / CLASSIFICATION BY TYPE AND PACKAGING

Cod.	Mercancías / Goods	Graneles líquidos / <i>Liquids Bulks</i>			Graneles sólidos / <i>Dry bulks</i>			Mercancía general en contenedores / <i>General cargo in containers</i>		
		Embarcadas / Embarked	Desembarcadas / Disembarked	Total / Total	Embarcadas / Embarked	Desembarcadas / Disembarked	Total / Total	Embarcadas / Embarked	Desembarcadas / Disembarked	Total / Total
<b>1. ENERGÉTICO / ENERGY-PRODUCING</b>										
1	Petróleo crudo / <i>Crude oil</i>		8.098.260	8.098.260			0	1.477	1.319	2.796
2	Fuel oil / <i>Fuel oil</i>	1.762.049	1.462.008	3.224.057			0	450	418	868
3	Gasoil / <i>Gasoil</i>	541.306	268.498	809.804			0			0
4	Gasolina / <i>Petrol</i>	168.565	148.820	317.385			0			0
6	Otros productos petrolíferos / <i>Other oil products</i>	1.300.847	2.311.566	3.612.414			0	4.818	1.418	6.236
7	Gases energéticos de petróleo / <i>Energy-producing petroleum gases</i>	18.876	1.076.162	1.095.038			0	23	23	46
12	Carbón y coque de petróleo / <i>Coal and petroleum coke</i>			0	1.589.514	2.861.798	4.451.312	1.608	1.770	3.378
35	Gas natural / <i>Natural gas</i>			0			0			0
51	Biocombustibles / <i>Biofuels</i>	93.150	219.399	312.550			0	3.328	1.526	4.854
<b>2. SIDEROMETALÚRGICO / IRON AND STEEL</b>										
8	Mineral de hierro / <i>Iron ore</i>			0			0	48	488	536
10	Otros minerales y residuos metálicos / <i>Other minerals and metal residues</i>			0		79.449	79.449	9.397	8.611	18.008
11	Chatarra de hierro / <i>Scrap iron</i>			0			0	775	995	1.770
13	Productos siderúrgicos / <i>Iron and steel products</i>			0	963		963	9.159	45.862	55.020
36	Otros productos metalúrgicos / <i>Other metallurgical products</i>			0			0	5.072	3.986	9.058
<b>3. MINERALES NO METÁLICOS / NON-METALLIC MINERALS</b>										
25	Sal común / <i>Salt</i>			0	30.917		30.917	5.585	4.147	9.733
52	Otros minerales no metálicos / <i>Other non-metallic minerals</i>			0	8.212	45.605	53.817	11.746	16.991	28.738



## 4

ESTADÍSTICAS DE TRÁFICO /  
TRAFFIC STATISTIC4.3.7.2.A CLASIFICACIÓN SEGÚN SU NATURALEZA Y PRESENTACIÓN (CONTINUACIÓN) / CLASSIFICATION BY  
TYPE AND PACKAGING (CONTINUED)

Cod.	Mercancías / Goods	Graneles líquidos / Liquids Bulks			Graneles sólidos / Dry bulks			Mercancía general en contenedores / General cargo in containers		
		Embarcadas / Embarked	Desembarcadas / Disembarked	Total / Total	Embarcadas / Embarked	Desembarcadas / Disembarked	Total / Total	Embarcadas / Embarked	Desembarcadas / Disembarked	Total / Total
<b>4. ABONOS / FERTILIZERS</b>										
14	Fosfatos / Phosphates			0		105.954	105.954			0
15	Potasas / Potashes			0	100.103	36.492	136.595	2.587	2.606	5.193
16	Abonos naturales y artificiales / Natural and man-made fertilizers		33.276	33.276		220.012	220.012	6.141	5.122	11.263
<b>5. PRODUCTOS QUÍMICOS / CHEMICAL PRODUCTS</b>										
17	Productos químicos / Chemical products	974.523	862.501	1.837.024		184.359	184.359	114.846	62.584	177.430
<b>6. MATERIALES DE CONSTRUCCIÓN / BUILDING MATERIAL</b>										
5	Asfalto / Asphalt			0			0	2.100		2.100
18	Cemento y clínker / Cement and clinker			0	16.114		16.114	373	20	392
20	Materiales de construcción elaborados / Manufactured building materials			0	19.423		19.423	98.551	32.817	131.369
<b>7. AGROGANADERO Y ALIMENTARIO / AGRICULTURE, STOCKBREEDING AND FOOD</b>										
21	Cereales y sus harinas / Cereals and cereal flours			0	22.996	3.015.611	3.038.607	6.016	4.554	10.570
22	Habas de soja / Soya beans			0			0	547	506	1.053
23	Frutas, hortalizas, legumbres,... / Fruit, vegetables, legumes,...			0		424	424	21.720	101.690	123.411
24	Vinos, bebidas, alcoholes y derivados / Wine, drinks, alcohols and derivatives			0			0	82.064	4.286	86.351
27	Conservas / Tinned food			0			0	16.882	16.231	33.113
28	Tabaco, cacao, café, especias,... / Tobacco, coffee, cocoa, spices,...			0			0	27.686	26.335	54.020
29	Aceites y grasas / Oils and saturated fats		14.957	14.957			0	13.916	3.738	17.654
30	Otros productos alimenticios / Other foods		32.350	32.350			0	43.609	48.353	91.962
33	Pescados congelados y refrigerados / Frozen and refrigerated fish			0			0	2.375	2.976	5.351
37	Pienso y forrajes / Fodder			0	85.843	1.258.675	1.344.517	29.513	16.365	45.878
<b>8. OTRAS MERCANCÍAS / OTHER GOODS</b>										
19	Maderas y corcho / Wood and cork			0			0	11.518	11.493	23.011
26	Papel y pasta / Paper and wood pulp			0			0	59.458	71.337	130.795
31	Maquin. herram. Repuestos / Machinery, tools, spare parts,...			0			0	36.006	22.846	58.852
34	Resto de mercancías / Other goods			0	2.469	23.083	25.551	79.744	59.711	139.455

## 4

ESTADÍSTICAS DE TRÁFICO /  
TRAFFIC STATISTIC

## 4.3.7.2.A CLASIFICACIÓN SEGÚN SU NATURALEZA Y PRESENTACIÓN (CONTINUACIÓN) / CLASSIFICATION BY TYPE AND PACKAGING (CONTINUED)

Cod.	Mercancías / Goods	Graneles líquidos / Liquids Bulks			Graneles sólidos / Dry bulks			Mercancía general en contenedores / General cargo in containers		
		Embarcadas / Embarked	Desembarcadas / Disembarked	Total / Total	Embarcadas / Embarked	Desembarcadas / Disembarked	Total / Total	Embarcadas / Embarked	Desembarcadas / Disembarked	Total / Total
<b>9. VEHÍCULOS Y ELEMENTOS DE TRANSPORTE / VEHICLES AND TRANSPORT ELEMENTS</b>										
32	Automóviles y sus piezas / Automobiles and parts			0			0	4.249	2.271	6.520
38	Tara equipamiento (Ro-Ro) / Tare equipment (Ro-ro)			0			0			0
39	Tara contenedores / Tare containers			0			0	153.820	159.610	313.430

## 4.3.7.2.B CLASIFICACIÓN SEGÚN SU NATURALEZA Y PRESENTACIÓN / CLASSIFICATION BY TYPE AND PACKAGING

Cod.	Mercancías / Goods	Mercancía general convencional / Other general cargo			Total mercancía general / Total general cargo			Total / Total		
		Embarcadas / Embarked	Desembarcadas / Disembarked	Total / Total	Embarcadas / Embarked	Desembarcadas / Disembarked	Total / Total	Embarcadas / Embarked	Desembarcadas / Disembarked	Total / Total
<b>1. ENERGÉTICO / ENERGY-PRODUCING</b>										
1	Petróleo crudo / Crude oil	50		50	1.528	1.319	2.847	1.528	8.099.579	8.101.107
2	Fuel oil / Fuel oil			0	450	418	868	1.762.499	1.462.425	3.224.925
3	Gasoil / Diesel			0	0	0	0	541.306	268.498	809.804
4	Gasolina / Petrol			0	0	0	0	168.565	148.820	317.385
6	Otros productos petrolíferos / Other oil products	32	4	36	4.851	1.422	6.272	1.305.698	2.312.988	3.618.686
7	Gases energéticos de petróleo / Energy-producing petroleum gases			0	23	23	46	18.899	1.076.185	1.095.084
12	Carbón y coque de petróleo / Coal and petroleum coke			0	1.608	1.770	3.378	1.591.121	2.863.569	4.454.690
35	Gas natural / Natural gas			0	0	0	0	0	0	0
51	Biocombustibles / Biofuels			0	3.328	1.526	4.854	96.478	220.925	317.403
<b>2. SIDEROMETALÚRGICO / IRON AND STEEL</b>										
8	Mineral de hierro / Iron ore			0	48	488	536	48	488	536
10	Otros minerales y residuos metálicos / Other minerals and metal residues			0	9.397	8.611	18.008	9.397	88.060	97.457
11	Chatarra de hierro / Scrap iron	37.210	39.045	76.255	37.986	40.040	78.025	37.986	40.040	78.025
13	Productos siderúrgicos / Iron and steel products	100.780	227.600	328.380	109.939	273.462	383.401	110.902	273.462	384.364
36	Otros productos metalúrgicos / Other metallurgical products			0	5.072	3.986	9.058	5.072	3.986	9.058
<b>3. MINERALES NO METÁLICOS / NON-METALLIC MINERALS</b>										
25	Sal común / Salt			0	5.585	4.147	9.733	36.502	4.147	40.650
52	Otros minerales no metálicos / Other non-metallic minerals		25.850	25.850	11.746	42.842	54.588	19.959	88.446	108.405

## 4

ESTADÍSTICAS DE TRÁFICO /  
TRAFFIC STATISTIC

## 4.3.7.2.B CLASIFICACIÓN SEGÚN SU NATURALEZA Y PRESENTACIÓN (CONTINUACIÓN) / CLASSIFICATION BY TYPE AND PACKAGING (CONTINUED)

Cod.	Mercancías / Goods	Mercancía general convencional / Other general cargo			Total mercancía general / Total general cargo			Total / Total		
		embarcadas / Embarked	Desembarcadas / Disembarked	Total / Total	Embarcadas / Embarked	Desembarcadas / Disembarked	Total / Total	Embarcadas / Embarked	Desembarcadas / Disembarked	Total / Total
<b>4. ABONOS / FERTILIZERS</b>										
14	Fosfatos / Phosphate			0	0	0	0	0	105.954	105.954
15	Potasas / Potashes			0	2.587	2.606	5.193	102.690	39.098	141.788
16	Abonos naturales y artificiales / Natural and man-made fertilizers			0	6.141	5.122	11.263	6.141	258.409	264.551
<b>5. PRODUCTOS QUÍMICOS / CHEMICAL PRODUCTS</b>										
17	Productos químicos / Chemical products	2		2	114.849	62.584	177.433	1.089.372	1.109.444	2.198.816
<b>6. MATERIALES DE CONSTRUCCIÓN / BUILDING MATERIAL</b>										
5	Asfalto / Asphalt			0	2.100	0	2.100	2.100	0	2.100
18	Cemento y clínker / Cement and clinker			0	373	20	392	16.487	20	16.506
20	Materiales de construcción elaborados / Manufactured building materials	570		570	99.121	32.817	131.938	118.544	32.817	151.361
<b>7. AGROGANADERO Y ALIMENTARIO / AGRICULTURE, STOCKBREEDING AND FOOD</b>										
21	Cereales y sus harinas / Cereals and cereal flours			0	6.016	4.554	10.570	29.013	3.020.164	3.049.177
22	Habas de soja / Soy beans			0	547	506	1.053	547	506	1.053
23	Frutas, hortalizas, legumbres... / Fruit, vegetables, legumes,...		90.788	90.788	21.720	192.478	214.199	21.720	192.903	214.623
24	Vinos, bebidas, alcoholes y derivados / Wine, drinks, alcohols and derivatives	18		18	82.083	4.286	86.369	82.083	4.286	86.369
27	Conservas / Tinned food		5	5	16.882	16.236	33.118	16.882	16.236	33.118
28	Tabaco, cacao, café, especias,... / Tobacco, coffee, cocoa, spices,...	1		1	27.686	26.335	54.021	27.686	26.335	54.021
29	Aceites y grasas / Oils and saturated fats			0	13.916	3.738	17.654	13.916	18.696	32.612
30	Otros productos alimenticios / Other foods			0	43.609	48.353	91.963	43.609	80.703	124.312
33	Pescados congelados y refrigerados / Frozen and refrigerated fish			0	2.375	2.976	5.351	2.375	2.976	5.351
37	Pienso y forrajes / Fodder	433		433	29.946	16.365	46.311	115.789	1.275.039	1.390.828
<b>8. OTRAS MERCANCÍAS / OTHER GOODS</b>										
19	Maderas y corcho / Wood and cork	80.509		80.509	92.027	11.493	103.520	92.027	11.493	103.520
26	Papel y pasta / Paper and wood pulp	35.824	311.419	347.243	95.282	382.756	478.038	95.282	382.756	478.038
31	Maquin. herram. Repuestos / Machinery, tools, spare parts,...	13.714	1.790	15.504	49.720	24.636	74.356	49.720	24.636	74.356
34	Resto de mercancías / Other goods	20.420	1	20.421	100.164	59.711	159.876	102.633	82.794	185.427
<b>9. VEHÍCULOS Y ELEMENTOS DE TRANSPORTE / VEHICLES AND TRANSPORT ELEMENTS</b>										
32	Automóviles y sus piezas / Automobiles and parts	41.226	39.324	80.550	45.474	41.595	87.069	45.474	41.595	87.069
38	Tara equipamiento (Ro-Ro) / Tare equipment (Ro-ro)			0	0	0	0	0	0	0
39	Tara contenedores / Tare containers			0	153.820	159.610	313.430	153.820	159.610	313.430

## 4

ESTADÍSTICAS DE TRÁFICO /  
TRAFFIC STATISTIC4.3.7.3 CLASIFICACIÓN DE MERCANCÍAS EN TRÁNSITO SEGÚN SU NATURALEZA / CLASSIFICATION OF GOODS  
IN TRANSIT BY TYPE

Cod.	Tipo / Type	Cabotaje / Domestic			Exterior / Foreign			Total / Total		
		Embarcadas / Embarked	Desembarcadas / Disembarked	Total / Total	Embarcadas / Embarked	Desembarcadas / Disembarked	Total / Total	Embarcadas / Embarked	Desembarcadas / Disembarked	Total / Total
<b>1. ENERGÉTICO / ENERGY-PRODUCING</b>										
1	Petróleo crudo / <i>Crude oil</i>				1.476	1.319	2.795	1.476	1.319	2.795
2	Fuel oil / <i>Fuel oil</i>		267	267	307	115	421	307	382	688
3	Gasoil / <i>Gasoil</i>		21.994	21.994	133.163	179.441	312.604	133.163	201.435	334.598
4	Gasolina / <i>Petrol</i>							0	0	0
6	Otros productos petrolíferos / <i>Other oil products</i>	18	161	180	738	1.153	1.891	756	1.315	2.070
7	Gases energéticos de petróleo / <i>Energy-producing petroleum gases</i>	11		11	12	23	35	23	23	46
12	Carbón y coque de petróleo / <i>Coal and petroleum coke</i>	934.595		934.595	527.488	1.466.388	1.993.876	1.462.083	1.466.388	2.928.471
35	Gas natural / <i>Natural gas</i>							0	0	0
51	Biocombustibles / <i>Biofuels</i>	45	123	169	94.487	94.397	188.883	94.532	94.520	189.052
<b>2. SIDEROMETALÚRGICO / IRON AND STEEL</b>										
8	Mineral de hierro / <i>Iron ore</i>							0	0	0
10	Otros minerales y residuos metálicos / <i>Other minerals and metal residues</i>	6.951		6.951	327	7.255	7.582	7.278	7.255	14.533
11	Chatarra de hierro / <i>Scrap iron</i>	770	22	792	1.524	2.271	3.795	2.293	2.293	4.587
13	Productos siderúrgicos / <i>Iron and steel products</i>	493	3.372	3.864	5.981	3.048	9.030	6.474	6.420	12.894
36	Otros productos metalúrgicos / <i>Other metallurgical products</i>	975	83	1.058	3.468	3.231	6.699	4.443	3.314	7.757
<b>3. MINERALES NO METÁLICOS / NON-METALLIC MINERALS</b>										
25	Sal común / <i>Salt</i>	91	74	166	4.048	4.060	8.107	4.139	4.134	8.273
52	Otros minerales no metálicos / <i>Other non-metallic minerals</i>	4.292	493	4.785	2.511	6.310	8.821	6.803	6.803	13.606
<b>4. ABONOS / FERTILIZERS</b>										
14	Fosfatos / <i>Phosphates</i>							0	0	0
15	Potasas / <i>Potashes</i>				2.586	2.586	5.172	2.586	2.586	5.172
16	Abonos naturales y artificiales / <i>Natural and man-made fertilizers</i>	3.444	414	3.858	1.369	4.233	5.602	4.813	4.647	9.460
<b>5. PRODUCTOS QUÍMICOS / CHEMICAL PRODUCTS</b>										
17	Productos químicos / <i>Chemical products</i>	13.098	3.856	16.954	195.674	223.429	419.103	208.772	227.285	436.057
<b>6. MATERIALES DE CONSTRUCCIÓN / BUILDING MATERIAL</b>										
5	Asfalto / <i>Asphalt</i>							0	0	0
18	Cemento y clínker / <i>Cement and clinker</i>				4		4	4	0	4
20	Materiales de construcción elaborados / <i>Manufactured building materials</i>	2.512	19.099	21.611	27.149	10.279	37.428	29.660	29.378	59.039
<b>7. AGROGANADERO Y ALIMENTARIO / AGRICULTURE, STOCKBREEDING AND FOOD</b>										
21	Cereales y sus harinas / <i>Cereals and cereal flours</i>	584	830	1.415	8.489	3.128	11.617	9.073	3.958	13.031
22	Habas de soja / <i>Soya beans</i>	449		449	98	506	604	547	506	1.053

## 4

ESTADÍSTICAS DE TRÁFICO /  
TRAFFIC STATISTIC4.3.7.3 CLASIFICACIÓN DE MERCANCÍAS EN TRÁNSITO SEGÚN SU NATURALEZA (CONTINUACIÓN) /  
CLASSIFICATION OF GOODS IN TRANSIT BY TYPE (CONTINUED)

Cod.	Tipo / Type	Cabotaje / Domestic			Exterior / Foreign			Total / Total		
		Embarcadas / Embarked	Desembarcadas / Disembarked	Total / Total	Embarcadas / Embarked	Desembarcadas / Disembarked	Total / Total	Embarcadas / Embarked	Desembarcadas / Disembarked	Total / Total
23	Frutas, hortalizas, legumbres,... / <i>Fruit, vegetables, legumes,...</i>	2.724	2.058	4.782	4.741	5.016	9.757	7.465	7.074	14.539
24	Vinos, bebidas, alcoholes y derivados / <i>Wine, drinks, alcohols and derivatives</i>	2.098	1.703	3.801	2.064	2.509	4.573	4.163	4.211	8.374
27	Conservas / <i>Tinned food</i>	361	7.021	7.382	15.294	8.280	23.575	15.655	15.301	30.956
28	Tabaco, cacao, café, especias,... / <i>Tobacco, coffee, cocoa, spices,...</i>	6.163	81	6.244	14.039	19.827	33.865	20.201	19.908	40.110
29	Aceites y grasas / <i>Oils and saturated fats</i>	94	893	986	3.463	2.846	6.309	3.557	3.738	7.296
30	Otros productos alimenticios / <i>Other foods</i>	662	789	1.451	29.136	28.523	57.659	29.798	29.312	59.110
33	Pescados congelados y refrigerados / <i>Frozen and refrigerated fish</i>	218	47	265	1.473	1.645	3.118	1.692	1.692	3.383
37	Pienso y forrajes / <i>Fodder</i>	3.359	512	3.871	14.759	17.620	32.379	18.118	18.132	36.250

## 8. OTRAS MERCANCÍAS / OTHER GOODS

19	Maderas y corcho / <i>Wood and cork</i>	3.591	999	4.590	7.733	10.314	18.047	11.324	11.312	22.637
26	Papel y pasta / <i>Paper and wood pulp</i>	25.785	140	25.926	32.167	63.463	95.630	57.952	63.604	121.556
31	Maquin. herram. Repuestos / <i>Machinery, tools, spare parts,...</i>	9.057	2.491	11.548	10.401	16.384	26.785	19.458	18.875	38.333
34	Resto de mercancías / <i>Other goods</i>	4.343	3.810	8.153	45.506	41.872	87.378	49.849	45.682	95.531

## 9. VEHÍCULOS Y ELEMENTOS DE TRANSPORTE / VEHICLES AND TRANSPORT ELEMENTS

32	Automóviles y sus piezas / <i>Automobiles and parts</i>	230	130	360	2.788	2.224	5.012	3.018	2.353	5.372
38	Tara equipamiento (Ro-Ro) / <i>Tare equipment (Ro-ro)</i>									
39	Tara contenedores / <i>Tare containers</i>	14.902	9.553	24.454	49.501	52.336	101.837	64.403	61.889	126.291

4.3.7.4.A CLASIFICACIÓN MERCANCÍAS EN TRÁNSITO SEGÚN SU NATURALEZA Y PRESENTACIÓN /  
CLASSIFICATION OF GOODS IN TRANSIT BY TYPE AND PACKAGING

Cod.	Mercancías / Goods	Graneles líquidos / <i>Liquids Bulks</i>			Graneles sólidos / <i>Dry bulks</i>			Mercancía general en contenedores / <i>General cargo in containers</i>		
		Embarcadas / Embarked	Desembarcadas / Disembarked	Total / Total	Embarcadas / Embarked	Desembarcadas / Disembarked	Total / Total	Embarcadas / Embarked	Desembarcadas / Disembarked	Total / Total
1	Petróleo crudo / <i>Crude oil</i>			0			0	1.476	1.319	2.795
2	Fueloil / <i>Fueloil</i>			0			0	307	382	688
3	Gasoil / <i>Gasoil</i>	133.163	201.435	334.598			0			0
4	Gasolina / <i>Petrol</i>			0			0			0
6	Otros productos petrolíferos / <i>Other oil products</i>		539	539			0	756	775	1.531
7	Gases energéticos de petróleo / <i>Energetic gases of oil</i>			0			0	23	23	46
12	Carbón y coque de petróleo / <i>Coal and coke of oil</i>			0	1.460.497	1.464.776	2.925.273	1.586	1.612	3.198

## 4

ESTADÍSTICAS DE TRÁFICO /  
TRAFFIC STATISTIC

## 4.3.7.4.A CLASIFICACIÓN MERCANCÍAS EN TRÁNSITO SEGÚN SU NATURALEZA Y PRESENTACIÓN (CONTINUACIÓN) / CLASSIFICATION OF GOODS IN TRANSIT BY TYPE AND PACKAGING (CONTINUED)

Cod.	Mercancías / Goods	Graneles líquidos / Liquids Bulks			Graneles sólidos / Dry bulks			Mercancía general en contenedores / General cargo in containers		
		Embarcadas / Embarked	Desembarcadas / Disembarked	Total / Total	Embarcadas / Embarked	Desembarcadas / Disembarked	Total / Total	Embarcadas / Embarked	Desembarcadas / Disembarked	Total / Total
35	Gas natural / Natural gas			0			0			0
51	Biocombustibles / Biofuels	93.150	93.148	186.298			0	1.382	1.372	2.754
<b>2. SIDEROMETALÚRGICO / IRON AND STEEL</b>										
8	Mineral de hierro / Iron ore			0			0			0
10	Otros minerales y residuos metálicos / Other minerals and metallic residus			0			0	7.278	7.255	14.533
11	Chatarra de hierro / Cheap o shoddy goods of iron			0			0	770	770	1.540
13	Productos siderúrgicos / Iron and steel products			0			0	6.474	6.420	12.894
36	Otros productos metalúrgicos / Other metallurgical products			0			0	4.443	3.314	7.757
<b>3. MINERALES NO METÁLICOS / NON-METALLIC MINERALS</b>										
25	Sal común/ Salt			0			0	4.139	4.134	8.273
52	Otros minerales no metálicos / Other minerals no metallic			0			0	6.803	6.803	13.606
<b>4. ABONOS / FERTILIZERS</b>										
14	Fosfatos / Phosphate			0			0			0
15	Potasas / Potashses			0			0	2.586	2.586	5.172
16	Abonos naturales y artificiales / Natural and man-made fertilizers			0			0	4.813	4.647	9.460
<b>5. PRODUCTOS QUÍMICOS / CHEMICAL PRODUCTS</b>										
17	Productos químicos / Quimic products	176.575	196.726	373.300			0	32.197	30.559	62.756
<b>6. MATERIALES DE CONSTRUCCIÓN / BUILDING MATERIAL</b>										
5	Asfalto / Asphalt			0			0			0
18	Cemento y clínker / Cement and clinker			0			0	4		4
20	Materiales de construcción elaborados / Elaborate building materials			0			0	29.660	29.378	59.039
<b>7. AGROGANADERO Y ALIMENTARIO / AGRICULTURE, STOCKBREEDING AND FOOD</b>										
21	Cereales y sus harinas / Cereals and cereals flour			0	5.067	0	5.067	4.006	3.958	7.965
22	Habas de soja / Soya broad been			0			0	547	506	1.053
23	Frutas, hortalizas, legumbres,... / Fruits, vegetables, legumes...			0			0	7.465	7.074	14.539
24	Vinos, bebidas, alcoholes y derivados / Wine, drinks, alcohols amb derivatives			0			0	4.163	4.211	8.374
27	Conservas / Tins of food			0			0	15.655	15.301	30.956
28	Tabaco, cacao, café, especias,... / Tobacco, coffee, cocoa, species...			0			0	20.201	19.908	40.110
29	Aceites y grasas / Oils and saturated falts			0			0	3.557	3.738	7.296

## 4

ESTADÍSTICAS DE TRÁFICO /  
TRAFFIC STATISTIC

## 4.3.7.4.A CLASIFICACIÓN MERCANCÍAS EN TRÁNSITO SEGÚN SU NATURALEZA Y PRESENTACIÓN (CONTINUACIÓN) / CLASSIFICATION OF GOODS IN TRANSIT BY TYPE AND PACKAGING (CONTINUED)

Cod.	Mercancías / Goods	Graneles líquidos / Liquids Bulks			Graneles sólidos / Dry bulks			Mercancía general en contenedores / General cargo in containers		
		Embarcadas / Embarked	Desembarcadas / Disembarked	Total / Total	Embarcadas / Embarked	Desembarcadas / Disembarked	Total / Total	Embarcadas / Embarked	Desembarcadas / Disembarked	Total / Total
30	Otros productos alimenticios / Other foods			0			0	29.798	29.312	59.110
33	Pescados congelados y refrigerados / Frozen fishes and refrigerates			0			0	1.692	1.692	3.383
37	Pienso y forrajes / Fodder			0	2.399	2.399	4.798	15.719	15.732	31.452
<b>8. OTRAS MERCANCÍAS / OTHER GOODS</b>										
19	Maderas y corcho / Woods and cork			0			0	11.324	11.312	22.637
26	Papel y pasta / Paper and wood pulp			0			0	47.802	46.854	94.656
31	Maquin. herram. Repuestos / Machinery, reposs...			0			0	19.311	18.678	37.989
34	Resto de mercancías / Rest of goods			0			0	49.849	45.682	95.531
<b>9. VEHÍCULOS Y ELEMENTOS DE TRANSPORTE / VEHICLES AND TRANSPORT ELEMENTS</b>										
32	Automóviles y sus piezas / Motor and their pieces			0			0	2.822	2.157	4.980
38	Tara equipamiento (Ro-Ro) / Tare equipment (Ro-ro)			0			0			0
39	Tara contenedores / Tare containers			0			0	64.403	61.889	126.292

## 4.3.7.4.B CLASIFICACIÓN MERCANCÍAS EN TRÁNSITO SEGÚN SU NATURALEZA Y PRESENTACIÓN / CLASSIFICATION OF GOODS IN TRANSIT BY TYPE AND PACKAGING

Cod.	Mercancías / Goods	Mercancía general convencional / Other general cargo			Total mercancía general / Total general cargo			Total tránsito / Total goods in transit		
		Embarcadas / Embarked	Desembarcadas / Disembarked	Total / Total	Embarcadas / Embarked	Desembarcadas / Disembarked	Total / Total	Embarcadas / Embarked	Desembarcadas / Disembarked	Total / Total
<b>1. ENERGÉTICO / ENERGY-PRODUCING</b>										
1	Petróleo crudo / Crude oil			0	1.476	1.319	2.795	1.476	1.319	2.795
2	Fueloil / Fueloil			0	307	382	688	307	382	688
3	Gasoil / Gasoil			0	0	0	0	133.163	201.435	334.598
4	Gasolina / Petrol			0	0	0	0	0	0	0
6	Otros productos petrolíferos / Other oil products			0	756	775	1.531	756	1.315	2.070
7	Gases energéticos de petróleo / Energetic gases of oil			0	23	23	46	23	23	46
12	Carbón y coque de petróleo / Coal and coke of oil			0	1.586	1.612	3.198	1.462.083	1.466.388	2.928.471
35	Gas natural / Natural gas			0	0	0	0	0	0	0
51	Biocombustibles / Biofuels			0	1.382	1.372	2.754	94.532	94.520	189.052
<b>2. SIDEROMETALÚRGICO / IRON AND STEEL</b>										
8	Mineral de hierro / Iron ore			0	0	0	0	0	0	0
10	Otros minerales y residuos metálicos / Other minerals and metallic residus			0	7.278	7.255	14.533	7.278	7.255	14.533

## 4

ESTADÍSTICAS DE TRÁFICO /  
TRAFFIC STATISTIC4.3.7.4.B CLASIFICACIÓN MERCANCÍAS EN TRÁNSITO SEGÚN SU NATURALEZA Y PRESENTACIÓN (CONTINUACIÓN) /  
CLASSIFICATION OF GOODS IN TRANSIT BY TYPE AND PACKAGING (CONTINUED)

Cod.	Mercancías / Goods	Mercancía general convencional / Other general cargo			Total mercancía general / Total general cargo			Total tránsito / Total goods in transit		
		Embarcadas / Embarked	Desembarcadas / Disembarked	Total / Total	Embarcadas / Embarked	Desembarcadas / Disembarked	Total / Total	Embarcadas / Embarked	Desembarcadas / Disembarked	Total / Total
11	Chatarra de hierro / cheap o shoddy goods of iron	1.524	1.524	3.048	2.293	2.293	4.587	2.293	2.293	4.587
13	Productos siderúrgicos / Iron and steel products			0	6.474	6.420	12.894	6.474	6.420	12.894
36	Otros productos metalúrgicos / Other metallurgical products			0	4.443	3.314	7.757	4.443	3.314	7.757
<b>3. MINERALES NO METÁLICOS / NON-METALLIC MINERALS</b>										
25	Sal común/ Salt			0	4.139	4.134	8.273	4.139	4.134	8.273
52	Otros minerales no metálicos / Other minerals no metallic			0	6.803	6.803	13.606	6.803	6.803	13.606
<b>4. ABONOS / FERTILIZERS</b>										
14	Fosfatos / Phosphate			0	0	0	0	0	0	0
15	Potasas / Potashes			0	2.586	2.586	5.172	2.586	2.586	5.172
16	Abonos naturales y artificiales / Natural and man-made fertilizers			0	4.813	4.647	9.460	4.813	4.647	9.460
<b>5. PRODUCTOS QUÍMICOS / CHEMICAL PRODUCTS</b>										
17	Productos químicos / Quimic products			0	32.197	30.559	62.756	208.772	227.285	436.057
<b>6. MATERIALES DE CONSTRUCCIÓN / BUILDING MATERIAL</b>										
5	Asfalto / Asphalt			0	0	0	0	0	0	0
18	Cemento y clínker / Cement and clinker			0	4	0	4	4	0	4
20	Materiales de construcción elaborados / Elaborate building materials			0	29.660	29.378	59.039	29.660	29.378	59.039
<b>7. AGROGANADERO Y ALIMENTARIO / AGRICULTURE, STOCKBREEDING AND FOOD</b>										
21	Cereales y sus harinas / Cereals and cereals flour			0	4.006	3.958	7.965	9.073	3.958	13.031
22	Habas de soja / Soya broad been			0	547	506	1.053	547	506	1.053
23	Frutas, hortalizas, legumbres,... / Fruits, vegetables, legumes...			0	7.465	7.074	14.539	7.465	7.074	14.539
24	Vinos, bebidas, alcoholes y derivados / Wine, drinks, alcohols amb derivatives			0	4.163	4.211	8.374	4.163	4.211	8.374
27	Conservas / Tins of food			0	15.655	15.301	30.956	15.655	15.301	30.956
28	Tabaco, cacao, café, especias,... / Tobacco, coffee, cocoa, species...			0	20.201	19.908	40.110	20.201	19.908	40.110
29	Aceites y grasas / Oils and saturated falts			0	3.557	3.738	7.296	3.557	3.738	7.296
30	Otros productos alimenticios / Other foods			0	29.798	29.312	59.110	29.798	29.312	59.110
33	Pescados congelados y refrigerados / Frozen fishes and refrigerates			0	1.692	1.692	3.383	1.692	1.692	3.383
37	Pienso y forrajes / Fodder			0	15.719	15.732	31.452	18.118	18.132	36.250
<b>8. OTRAS MERCANCÍAS / OTHER GOODS</b>										
19	Maderas y corcho / Woods and cork			0	11.324	11.312	22.637	11.324	11.312	22.637



## 4

ESTADÍSTICAS DE TRÁFICO /  
TRAFFIC STATISTIC4.3.7.4.B CLASIFICACIÓN MERCANCÍAS EN TRÁNSITO SEGÚN SU NATURALEZA Y PRESENTACIÓN (CONTINUACIÓN) /  
CLASSIFICATION OF GOODS IN TRANSIT BY TYPE AND PACKAGING (CONTINUED)

Cod.	Mercancías / Goods	Mercancía general convencional / Other general cargo			Total mercancía general / Total general cargo			Total tránsito / Total goods in transit		
		Embarcadas / Embarked	Desembarcadas / Disembarked	Total / Total	Embarcadas / Embarked	Desembarcadas / Disembarked	Total / Total	Embarcadas / Embarked	Desembarcadas / Disembarked	Total / Total
26	Papel y pasta / Paper and wood pulp	10.150	16.750	26.900	57.952	63.604	121.556	57.952	63.604	121.556
31	Maquin. herram. Repuestos / Machinery, reposts...	148	197	345	19.458	18.875	38.333	19.458	18.875	38.333
34	Resto de mercancías / Rest of goods			0	49.849	45.682	95.531	49.849	45.682	95.531
<b>9. VEHÍCULOS Y ELEMENTOS DE TRANSPORTE / VEHICLES AND TRANSPORT ELEMENTS</b>										
32	Automóviles y sus piezas / Motor and their pieces	196	196	392	3.018	2.353	5.372	3.018	2.353	5.372
38	Tara equipamiento (Ro-Ro) / Tare equipment (Ro-ro)			0	0	0	0	0	0	0
39	Tara contenedores / Tare containers			0	64.403	61.889	126.291	64.403	61.889	126.291

## 4.4 TRÁFICO INTERIOR / LOCAL TRAFFIC

Mercancías / Goods	Cargadas / Loaded	Descargadas / Unloaded	Total / Total
6 Otros productos petrolíferos / Other oil products	22.000	21.974	43.974

## 4.5 AVITUALLAMIENTOS / SUPPLIES

Mercancías / Goods	Toneladas / Tons
Combustibles líquidos / Liquid fuels	37.045
Agua / Water	22.048
Hielo / Ice	-
Provisiones / Supplies	185
Varios / Others	1.475
<b>Total / Total</b>	<b>60.753</b>

## 4.6 PESCA CAPTURADA / FISH CAPTURES

Clase de pesca / Types of fish	Peso (Kg) / Weight (Kg)	Valor en 1ª venta (Euros) / Value in 1st sale (Euros)
Moluscos / Shellfish	2.863	15.754
Crustáceos / Crustaceans	144.264	3.376.263
Peces / Fish	4.740.220	10.986.165
<b>Total pesca fresca / Total fresh fish</b>	<b>4.887.348</b>	<b>14.378.182</b>
Bacalao verde / Codfish		
<b>Total pesca capturada / Total fish catch</b>	<b>4.887.348</b>	<b>14.378.182</b>

## 4

ESTADÍSTICAS DE TRÁFICO /  
TRAFFIC STATISTIC

## 4.7 TRÁFICO DE CONTENEDORES / CONTAINER TRAFFIC

## 4.7.1 CONTENEDORES DE 20 PIES / 20 FOOT CONTAINERS

Mercancías / Goods	Cabotaje / Domestic		Exterior / Foreign		Total / Total	
	Número / Number	Toneladas / Tons	Número / Number	Toneladas / Tons	Número / Number	Toneladas / Tons
<b>EMBARCADOS / SHIPPED</b>						
Con carga / Loaded	2.574	50.987	14.489	307.455	17.063	358.442
Vacios / Empty	1.810	4.065	156	476	1.966	4.541
<b>DESEMBARCADOS / RECEIVED</b>						
Con carga / Loaded	1.408	30.815	9.320	191.621	10.728	222.436
Vacios / Empty	917	2.196	8.408	17.914	9.325	20.110
<b>TOTAL / TOTAL</b>						
Con carga / Loaded	3.982	81.802	23.809	499.076	27.791	580.878
Vacios / Empty	2.727	6.261	8.564	18.390	11.291	24.651

## 4.7.2 CONTENEDORES MAYORES DE 20 PIES / CONTAINERS OVER 20 FEET

Mercancías / Goods	Cabotaje / Domestic		Exterior / Foreign		Total / Total	
	Número / Number	Toneladas / Tons	Número / Number	Toneladas / Tons	Número / Number	Toneladas / Tons
<b>EMBARCADOS / SHIPPED</b>						
Con carga / Loaded	3.494	78.062	19.345	405.309	22.839	483.371
Vacios / Empty	1.173	4.629	3.614	16.226	4.787	20.855
<b>DESEMBARCADOS / RECEIVED</b>						
Con carga / Loaded	1.744	32.629	18.749	435.453	20.493	468.082
Vacios / Empty	1.301	9.825	5.357	22.552	6.658	32.378
<b>TOTAL / TOTAL</b>						
Con carga / Loaded	5.238	110.690	38.094	840.762	43.332	951.452
Vacios / Empty	2.474	14.454	8.971	38.778	11.445	53.232

## 4

ESTADÍSTICAS DE TRÁFICO /  
TRAFFIC STATISTIC

## 4.7.3 TOTAL CONTENEDORES DE 20 PIES O MAYORES / TOTAL CONTAINERS OF 20 FEET AND OVER

Mercancías / Goods	Cabotaje / Domestic		Exterior / Foreign		Total / Total	
	Número / Number	Toneladas / Tons	Número / Number	Toneladas / Tons	Número / Number	Toneladas / Tons
<b>EMBARCADOS / SHIPPED</b>						
Con carga / Loaded	6.068	129.049	33.834	712.764	39.902	841.813
Vacios / Empty	2.983	8.694	3.770	16.702	6.753	25.396
<b>DESEMBARCADOS / RECEIVED</b>						
Con carga / Loaded	3.152	63.443	28.069	627.074	31.221	690.518
Vacios / Empty	2.218	12.021	13.765	40.466	15.983	52.487
<b>TOTAL / TOTAL</b>						
Con carga / Loaded	9.220	192.492	61.903	1.339.838	71.123	1.532.330
Vacios / Empty	5.201	20.715	17.535	57.168	22.736	77.883

## 4.7.4 CONTENEDORES DE 20 PIES O MAYORES EN TRÁNSITO / CONTAINERS OF 20 FEET OR MORE IN TRANSIT

Mercancías / Goods	Cabotaje / Domestic		Exterior / Foreign		Total / Total	
	Número / Number	Toneladas / Tons	Número / Number	Toneladas / Tons	Número / Number	Toneladas / Tons
<b>EMBARCADOS / SHIPPED</b>						
Con carga / Loaded	4.436	100.854	14.380	301.206	18.816	402.060
Vacios / Empty	163	600	93	352	256	952
<b>DESEMBARCADOS / RECEIVED</b>						
Con carga / Loaded	2.818	58.294	15.222	329.847	18.040	388.141
Vacios / Empty	186	680	143	535	329	1.215
<b>TOTAL / TOTAL</b>						
Con carga / Loaded	7.254	159.148	29.602	631.053	36.856	790.201
Vacios / Empty	349	1.280	236	886	585	2.167

## 4

ESTADÍSTICAS DE TRÁFICO /  
TRAFFIC STATISTIC

## 4.7.5 TOTAL CONTENEDORES EQUIVALENTES A 20 PIES (TEUS) / TOTAL EQUIVALENT 20 FOOT CONTAINERS (TEUS)

Mercancías / Goods	Cabotaje / Domestic		Exterior / Foreign		Total / Total	
	Número / Number	Toneladas / Tons	Número / Number	Toneladas / Tons	Número / Number	Toneladas / Tons
<b>EMBARCADOS / SHIPPED</b>						
Con carga / Loaded	9.562	129.049	53.179	712.764	62.741	841.813
Vacios / Empty	4.156	8.694	7.384	16.702	11.540	25.396
<b>DESEMBARCADOS / RECEIVED</b>						
Con carga / Loaded	4.896	63.443	46.818	627.074	51.714	690.518
Vacios / Empty	3.519	12.021	19.122	40.466	22.641	52.487
<b>TOTAL / TOTAL</b>						
Con carga / Loaded	14.458	192.492	99.997	1.339.838	114.455	1.532.330
Vacios / Empty	7.675	20.715	26.506	57.168	34.181	77.883

## 4.7.6 CONTENEDORES EQUIVALENTES A 20 PIES (TEUS) EN TRÁNSITO / EQUIVALENT 20 FOOT CONTAINERS (TEUS) IN TRANSIT

Mercancías / Goods	Cabotaje / Domestic		Exterior / Foreign		Total / Total	
	Número / Number	Toneladas / Tons	Número / Number	Toneladas / Tons	Número / Number	Toneladas / Tons
<b>EMBARCADOS / SHIPPED</b>						
Con carga / Loaded	7.088	100.854	24.093	301.206	31.181	402.060
Vacios / Empty	268	600	138	352	406	952
<b>DESEMBARCADOS / RECEIVED</b>						
Con carga / Loaded	4.286	58.294	25.488	329.847	29.774	388.141
Vacios / Empty	306	680	217	535	523	1.215
<b>TOTAL / TOTAL</b>						
Con carga / Loaded	11.374	159.148	49.581	631.053	60.955	790.201
Vacios / Empty	574	1.280	355	886	929	2.167

## 4

ESTADÍSTICAS DE TRÁFICO /  
TRAFFIC STATISTIC4.7.7 MERCANCIAS TRANSPORTADAS EN CONTENEDORES CLASIFICADAS SEGÚN SU NATURALEZA, TONELADAS /  
GOODS TRANSPORTED IN CONTAINERS CLASSIFIED BY TONS

Cod.	Mercancías / Goods	Cabotaje / Domestic			Exterior / Foreign			Total / Total		
		Embarcadas / Embarked	Desembarcadas / Landed	Total / Total	Embarcadas / Embarked	Desembarcadas / Landed	Total / Total	Embarcadas / Embarked	Desembarcadas / Landed	Total / Total
<b>1. ENERGÉTICO / ENERGY-PRODUCING</b>										
1	Petróleo crudo / Crude oil			0	1.477	1.319	2.796	1.477	1.319	2.796
2	Fuel oil / Fuel oil	29	302	331	421	116	537	450	418	868
3	Gasoil / Gasoil			0			0	0	0	0
4	Gasolina / Petrol			0			0	0	0	0
6	Otros productos petrolíferos / Other oil products	3.760	161	3.922	1.058	1.257	2.315	4.818	1.418	6.236
7	Gases energéticos de petróleo / Energy-producing petroleum gases	11		11	12	23	35	23	23	46
12	Carbón y coque de petróleo / Coal and petroleum coke	352		352	1.256	1.770	3.026	1.608	1.770	3.378
35	Gas natural / Natural gas			0			0	0	0	0
51	Biocombustibles / Biofuels	1.174	123	1.297	2.154	1.402	3.556	3.328	1.526	4.854
<b>2. SIDEROMETALÚRGICO / IRON AND STEEL</b>										
8	Mineral de hierro / Iron ore			0	48	488	536	48	488	536
10	Otros minerales y residuos metálicos / Other minerals and metal residues	6.951	23	6.974	2.446	8.588	11.034	9.397	8.611	18.008
11	Chatarra de hierro / Scrap iron	770	22	792	5	973	978	775	995	1.770
13	Productos siderúrgicos / Iron and steel products	551	3.418	3.969	8.608	42.443	51.051	9.159	45.862	55.020
36	Otros productos metalúrgicos / Other metallurgical products	975	107	1.082	4.097	3.879	7.975	5.072	3.986	9.058
<b>3. MINERALES NO METÁLICOS / NON-METALLIC MINERALS</b>										
25	Sal común / Salt	375	74	450	5.210	4.073	9.283	5.585	4.147	9.733
52	Otros minerales no metálicos / Other non-metallic minerals	4.690	493	5.183	7.056	16.499	23.555	11.746	16.991	28.738
<b>4. ABONOS / FERTILIZERS</b>										
14	Fosfatos / Phosphates			0			0	0	0	0
15	Potasas / Potashes			0	2.587	2.606	5.193	2.587	2.606	5.193
16	Abonos naturales y artificiales / Natural and man-made fertilizers	3.454	414	3.868	2.687	4.708	7.396	6.141	5.122	11.263
<b>5. PRODUCTOS QUÍMICOS / CHEMICAL PRODUCTS</b>										
17	Productos químicos / Chemical products	12.791	3.856	16.647	102.055	58.728	160.783	114.846	62.584	177.430
<b>6. MATERIALES DE CONSTRUCCIÓN / BUILDING MATERIAL</b>										
5	Asfalto / Asphalt			0	2.100		2.100	2.100	0	2.100
18	Cemento y clínker / Cement and clinker			0	373	20	392	373	20	392
20	Materiales de construcción elaborados / Manufactured building materials	2.815	19.099	21.915	95.736	13.718	109.454	98.551	32.817	131.369

## 4

ESTADÍSTICAS DE TRÁFICO /  
TRAFFIC STATISTIC4.7.7 MERCANCIAS TRANSPORTADAS EN CONTENEDORES CLASIFICADAS SEGÚN SU NATURALEZA, TONELADAS -  
(CONTINUACIÓN) / GOODS TRANSPORTED IN CONTAINERS CLASSIFIED BY TONS - (CONTINUED)

Cod.	Mercancías / Goods	Cabotaje / Domestic			Exterior / Foreign			Total / Total		
		Embarcadas / Embarked	Desembarcadas / Landed	Total / Total	Embarcadas / Embarked	Desembarcadas / Landed	Total / Total	Embarcadas / Embarked	Desembarcadas / Landed	Total / Total
<b>7. AGROGANADERO Y ALIMENTARIO / AGRICULTURE, STOCKBREEDING AND FOOD</b>										
21	Cereales y sus harinas / <i>Cereals and cereal flours</i>	630	830	1.460	5.386	3.724	9.110	6.016	4.554	10.570
22	Habas de soja / <i>Soya beans</i>	449		449	98	506	604	547	506	1.053
23	Frutas, hortalizas, legumbres,... / <i>Fruit, vegetables, legumes, ...</i>	2.748	2.058	4.806	18.972	99.632	118.604	21.720	101.690	123.411
24	Vinos, bebidas, alcoholes y derivados / <i>Wine, drinks, alcohols and derivatives</i>	2.440	1.703	4.143	79.624	2.584	82.208	82.064	4.286	86.351
27	Conservas / <i>Tinned food</i>	482	7.072	7.554	16.400	9.159	25.558	16.882	16.231	33.113
28	Tabaco, cacao, café, especias,... / <i>Tobacco, cocoa, coffee, spices,...</i>	6.206	772	6.979	21.479	25.562	47.041	27.686	26.335	54.020
29	Aceites y grasas / <i>Oils and saturated fats</i>	170	893	1.062	13.746	2.846	16.592	13.916	3.738	17.654
30	Otros productos alimenticios / <i>Other foods</i>	2.695	1.040	3.736	40.914	47.313	88.227	43.609	48.353	91.962
33	Pescados congelados y refrigerados / <i>Frozen and refrigerated fish</i>	218	68	287	2.157	2.908	5.064	2.375	2.976	5.351
37	Pienso y forrajes / <i>Fodder</i>	9.164	529	9.694	20.349	15.835	36.185	29.513	16.365	45.878
<b>8. OTRAS MERCANCIAS / OTHER GOODS</b>										
19	Maderas y corcho / <i>Wood and cork</i>	3.602	1.003	4.605	7.916	10.490	18.406	11.518	11.493	23.011
26	Papel y pasta / <i>Paper and wood pulp</i>	25.793	1.586	27.380	33.665	69.751	103.415	59.458	71.337	130.795
31	Maquin. herram. Repuestos / <i>Machinery, tools, spare parts, ...</i>	9.439	2.526	11.964	26.567	20.321	46.888	36.006	22.846	58.852
34	Resto de mercancías / <i>Other goods</i>	6.260	4.917	11.177	73.484	54.794	128.278	79.744	59.711	139.455
<b>9. VEHÍCULOS Y ELEMENTOS DE TRANSPORTE / VEHICLES AND TRANSPORT ELEMENTS</b>										
32	Automóviles y sus piezas / <i>Automobiles and parts</i>	231	130	361	4.018	2.141	6.159	4.249	2.271	6.520
38	Tara equipamiento (Ro-Ro) / <i>Tare equipment (Ro-ro)</i>			0			0	0	0	0
39	Tara contenedores / <i>Tare containers</i>	28.515	22.245	50.759	125.305	137.366	262.671	153.820	159.610	313.430

## 4.8 RESUMEN GENERAL DEL TRÁFICO MARÍTIMO / GENERAL SUMMARY OF MARITIME TRAFFIC

## 4.8.1 CUADRO GENERAL NÚMERO 1 / GENERAL CHART NUMBER 1

Conceptos / Concepts	Toneladas / Tons	
	Parcial / Partial	Total / Total
GRANELES LÍQUIDOS / <i>LIQUID BULKS</i>		19.387.114
Productos petrolíferos / <i>Petroleum products</i>	17.156.958	
Otros líquidos / <i>Other liquids</i>	2.230.156	
GRANELES SÓLIDOS / <i>SOLID BULKS</i>		9.708.015
MERCANCÍA GENERAL / <i>GENERAL CARGO</i>		2.676.831

## 4

ESTADÍSTICAS DE TRÁFICO /  
TRAFFIC STATISTIC

## 4.8.1 CUADRO GENERAL NÚMERO 1 (CONTINUACIÓN) / GENERAL CHART NUMBER 1 (CONTINUED)

Conceptos / Concepts	Toneladas / Tons	
	Parcial / Partial	Total / Total
TRÁFICO INTERIOR / LOCAL TRAFFIC		43.974
AVITUALLAMIENTO / SUPPLIES		60.753
Productos petrolíferos / Petroleum products	37.045	
Resto / Rest	23.708	
PESCA / FISHING		4.887
<b>TOTAL / TOTAL</b>		<b>31.881.574</b>

## 4.8.2 CUADRO GENERAL NÚMERO 2 / GENERAL CHART NUMBER 2

Conceptos / Concepts	Toneladas / Tons
Mercancías embarcadas / Cargo loaded	8.016.601
Mercancías desembarcadas / Cargo unloaded	23.864.973
Mercancías transbordadas / Cargo transhipped	
<b>TOTAL / TOTAL</b>	<b>31.881.574</b>

## 4.8.3 CUADRO GENERAL NÚMERO 3 / GENERAL CHART NUMBER 3

Conceptos / Concepts	Toneladas / Tons	
	Parcial / Partial	Total / Total
<b>COMERCIO EXTERIOR / FOREIGN</b>		
Importadas / Imported		19.589.933
Graneles líquidos / bulk liquids	12.405.428	
Graneles sólidos / Solid commodities in bulk	6.278.687	
Mercancía general / General cargo	905.818	
Exportadas / Exported		4.002.011
Graneles líquidos / bulk liquids	2.972.739	
Graneles sólidos / Solid commodities in bulk	360.989	
Mercancía general / General cargo	668.283	
<b>COMERCIO NACIONAL / HOME TRADE</b>		3.339.952
<b>MERCANCÍAS EN TRÁNSITO / GOODS IN TRANSIT</b>		4.526.634
<b>MERCANCÍAS TRANSBORDADAS / GOODS TRANSHIPPED</b>		
<b>TARAS DE EQUIPAMIENTOS / TARES OF EQUIPMENT</b>		313.430
<b>PESCA FRESCA, AVITUALLAMIENTO Y TRÁFICO INTERIOR / FISHING, SUPPLIES AND LOCAL TRAFFIC</b>		109.615
<b>TOTAL / TOTAL</b>		<b>31.881.574</b>

## 4

ESTADÍSTICAS DE TRÁFICO /  
TRAFFIC STATISTIC

## 4.9 TRÁFICO TERRESTRE / HINTERLAND TRAFFIC

Medio de transporte utilizado para entrada o salida de la zona de servicio del Puerto / Transport system used for Hinterland connections from or to Port area	Toneladas / Tons		Total / Total
	Cargadas en barco / Loaded on vessel	Descargadas de barco / Unloaded from vessel	
Ferrocarril (FE) / Railway	163.359	1.270.334	1.433.693
Carretera (CA) / Road	1.028.369	6.183.655	7.212.024
Tubería (TU) / Pipe	4.456.263	14.017.054	18.473.317
Otros medios (OT) / Other			
Sin transporte terrestre (ST) / Without land transport	2.285.879	2.367.046	4.652.925
<b>TOTAL MERCANCÍA SEGÚN TRANSPORTE / TOTAL MERCHANDISE ACCORDING TO TRANSPORT</b>	<b>7.933.870</b>	<b>23.838.089</b>	<b>31.771.960</b>
PESCA, AVITUALLAMIENTO Y TRÁFICO INTERIOR O LOCAL / FISHING, PROVISIONING AND INTERIOR OR LOCAL TRAFFIC	82.731	26.884	109.615
<b>TOTAL / TOTAL</b>	<b>8.016.601</b>	<b>23.864.973</b>	<b>31.881.574</b>

## 4.9.1 TRÁFICO FERROVIARIO / RAILWAY TRAFFIC

Concepto / Concept	Entrados / Entering	salidos / Departing	Total / Total
Vagones cargados / Wagons loaded	6.317	24.930	31.247
Vagones vacíos / Empty wagons	23.748	5.086	28.834
<b>Total vagones / Wagons total</b>	<b>30.065</b>	<b>30.016</b>	<b>60.081</b>
<b>Total toneladas / Total tonnes</b>	<b>163.359</b>	<b>1.270.334</b>	<b>1.433.693</b>
<b>Total TEUS / Total TEUS</b>			

## 4.9.2 TRÁFICO TIR Y TERRESTRE GENERAL / TIR AND TERRESTRAL TRAFFIC IN GENERAL

Conceptos / Concepts	Número de camiones / Number of trucks	Toneladas / Tons
Importación / Import		
Exportación / Export		72.012
<b>TOTAL / TOTAL</b>		<b>72.012</b>

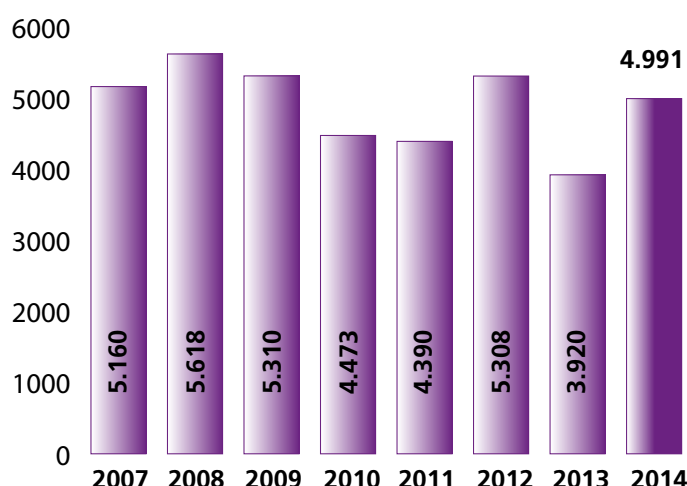
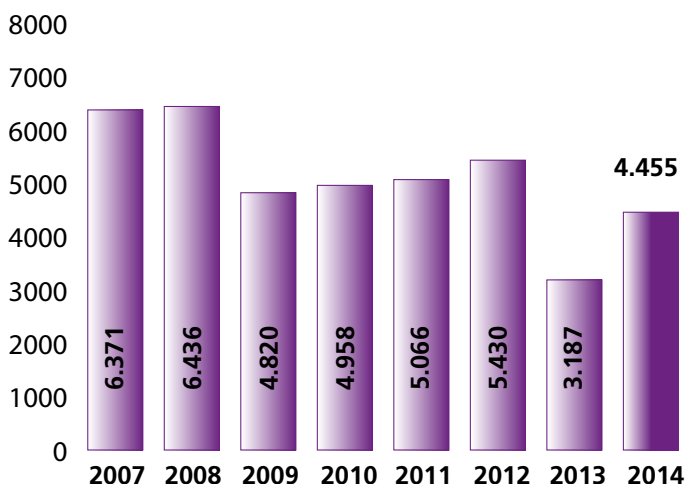


# 4

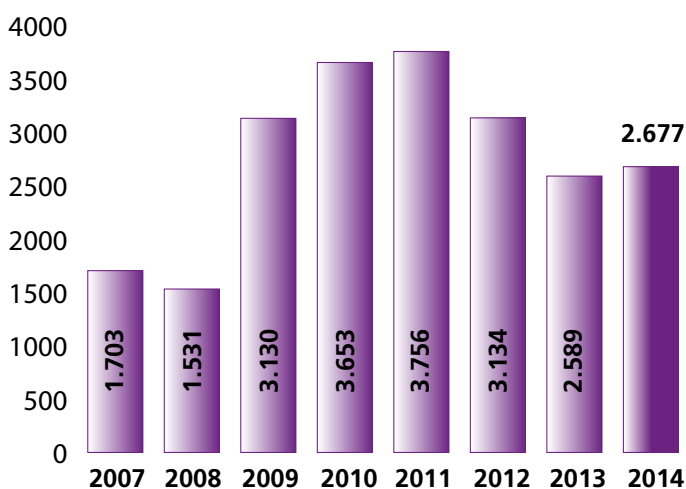
## ESTADÍSTICAS DE TRÁFICO / TRAFFIC STATISTIC



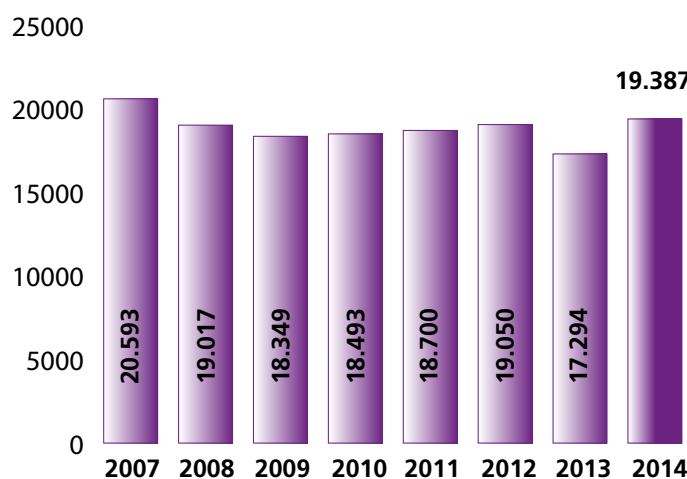
### 4.10 GRÁFICOS Y SERIES HISTÓRICAS / DIAGRAMS AND HISTORICAL SERIES



### CARBÓN / COAL



### PRODUCTOS AGROALIMENTARIOS / FOOD AND AGRICULTURE PRODUCTS



### MERCANCÍA GENERAL / GENERAL CARGO

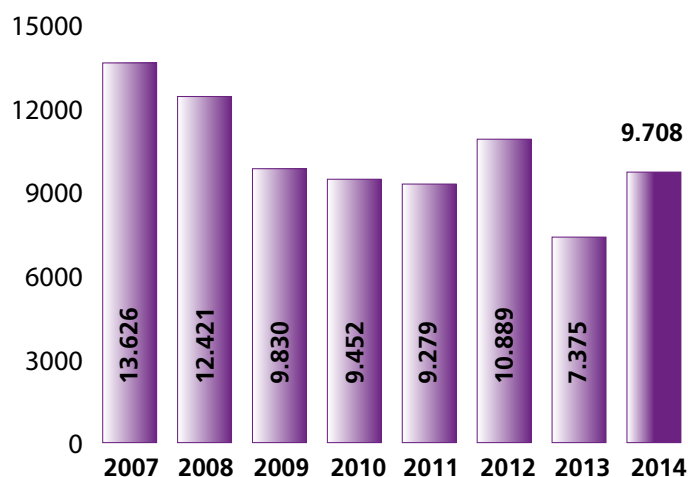
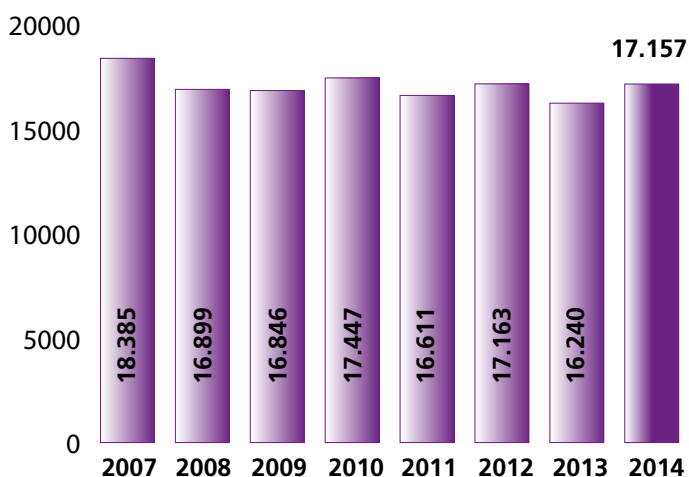
### GRANELES LÍQUIDOS / LIQUID BULKS

# 4

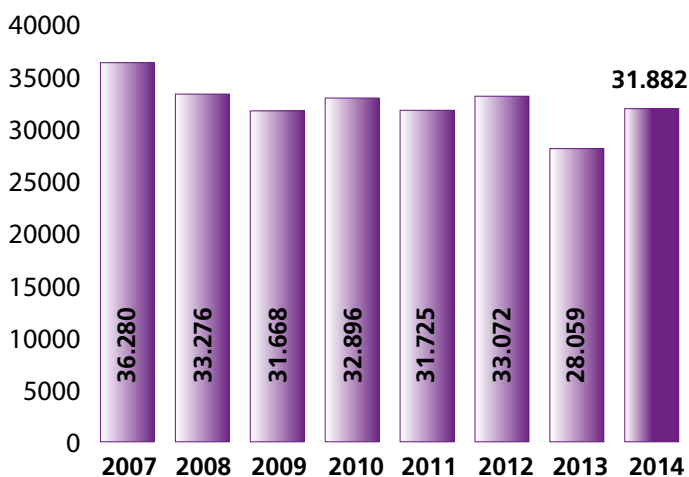
## ESTADÍSTICAS DE TRÁFICO / TRAFFIC STATISTIC



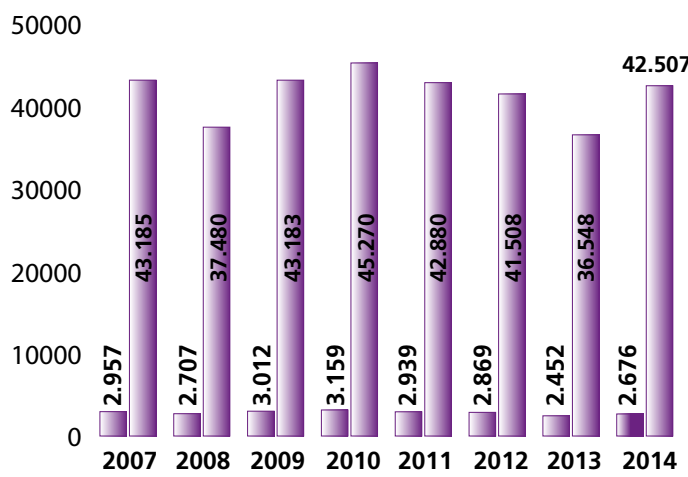
### 4.10 GRÁFICOS Y SERIES HISTÓRICAS (CONTINUACIÓN) / DIAGRAMS AND HISTORICAL SERIES (CONTINUED)



### PETRÓLEOS / PETROLEUM



### GRANELES SÓLIDOS / SOLID BULKS



### TRÁFICO TOTAL / TOTAL TRAFFIC

### BUQUES Y GT / VESSELS AND GT