

# ANNUAL STATISTICAL REPORT

OF THE STATE-OWNED PORT SYSTEM

# 2019



**1**

**INTRODUCTION  
AND ANALYSIS**

**2**

**CHARACTERISTICS  
OF THE PORTS**

**3**

**PORT  
TRAFFIC**

**4**

**PORT TRAFFIC  
DEVELOPMENT**

**5**

**INVESTMENTS**

**ANNEX**

**AUTONOMOUS REGIONAL  
GOVERNMENT REGIONAL  
PORTS**



GLOSSARY



INDEX

# ANNUAL STATISTICAL REPORT OF THE STATE-OWNED PORT SYSTEM

# 2019

Puertos del Estado

## Index

### 1. INTRODUCCIÓN Y ANÁLISIS / INTRODUCTION AND ANALYSIS

#### 1.1. Análisis del tráfico / *Traffic analysis*

1.1.1. Datos más significativos / *Most significant data*

1.1.2. Análisis de tráfico import-export / *Import-export traffic analysis*

1.1.3. Análisis por forma de presentación / *Analysis by type of cargo*

1.1.4. Datos más significativos por Autoridades Portuarias / *Most significant data by Port Authorities*

1.1.5. Análisis por Autoridades Portuarias / *Analysis by Port Authorities*

#### 1.2. Análisis de las inversiones / *Investments analysis*

### 2. CARACTERÍSTICAS DE LOS PUERTOS / CHARACTERISTICS OF THE PORTS

2.1. Determinantes geográficos y condiciones generales / *Geographical and general conditions*

2.2. Superficies de flotación (hectáreas) / *Water areas (hectares)*

2.3. Instalaciones al servicio del comercio marítimo / *Geographical and general conditions*

2.3.1. Muelles (metros lineales) / *Quays (meters)*

2.3.1.1. Clasificación por calados / *Distribution by depth*

2.3.1.2. Clasificación por su empleo / *Distribution by use*

2.3.2. Superficie terrestre y áreas de depósito (metros cuadrados) / *Land areas and stocking areas (sq. meters)*

2.3.3. Almacenes frigoríficos e instalaciones pesqueras / *Cold storage and fishing facilities*

2.4. Reparación y construcción de barcos / *Ship's yards*

2.5. Grúas (número) / *Cranes (number)*

2.6. Remolcadores (número) / *Tugs (number)*

2.7. Ayudas a la navegación / *Aids to navigation*

2.7.1. Relación de ayudas a la navegación / *Aids to navigation list*

2.7.1.1. Servicio prestado por las Autoridades Portuarias / *Service provided by the Port Authorities*

2.7.1.2. Servicio prestado por otros organismos. Inspección a cargo de las Autoridades Portuarias / *Service provided by other organizations. Inspection performed by the Port Authorities*

### 3. TRÁFICO PORTUARIO / PORT TRAFFIC

#### 3.1. Tráfico de mercancías / *Goods traffic*

3.1.1. Resumen general del tráfico del Sistema Portuario / *State-Owned Port System traffic general summary*

3.1.2. Tráfico portuario total (toneladas) / *Total port traffic (tonnes)*

3.1.3. Otros datos de tráfico (número) / *Other data of traffic (number)*

3.1.4. Tráfico total por tipo de operación y navegación (toneladas) / *Total traffic by type of operation and navigation (tonnes)*

- 3.1.5. Tráfico total por tipo de operación (toneladas) / *Total traffic by type of operation (tonnes)*
  - 3.1.5.1. Mercancías en tránsito / *Goods in transit*
  - 3.1.5.2. Mercancías en tránsito según presentación / *Goods in transit by type of cargo*
  - 3.1.5.3. Tráfico ro-ro / *Ro-ro traffic*
  - 3.1.5.4. Unidades de transporte intermodal (UTI) ro-ro / *Intermodal transport units (ITU) ro-ro*
  - 3.1.5.5. Unidades de automóviles en régimen de mercancía / *Trade vehicles units*
- 3.1.6. Tráfico total por tipo de navegación (toneladas) / *Total traffic by type of navigation (tonnes)*
- 3.1.7. Mercancías en cabotaje (toneladas) / *Cabotage traffic goods (tonnes)*
  - 3.1.7.1. Graneles líquidos / *Liquid bulk*
  - 3.1.7.2. Graneles sólidos / *Solid bulk*
    - 3.1.7.2.1. Graneles sólidos sin instalación especial / *Solid bulk handled without special facilities*
    - 3.1.7.2.2. Graneles sólidos por instalación especial / *Solid bulk handled by special facilities*
  - 3.1.7.3. Mercancía general / *General cargo*
  - 3.1.7.4. Total mercancías en cabotaje / *Total cabotage traffic goods*
- 3.1.8. Mercancías en exterior (toneladas) / *Foreign traffic goods (tonnes)*
  - 3.1.8.1. Graneles líquidos / *Liquid bulk*
  - 3.1.8.2. Graneles sólidos / *Solid bulk*
    - 3.1.8.2.1. Graneles sólidos sin instalación especial / *Solid bulk handled without special facilities*
    - 3.1.8.2.2. Graneles sólidos por instalación especial / *Solid bulk handled by special facilities*
  - 3.1.8.3. Mercancía general / *General cargo*
  - 3.1.8.4. Total mercancías en exterior / *Total foreign traffic goods*
- 3.1.9. Mercancías en cabotaje y exterior (toneladas) / *Cabotage and foreign traffic goods (tonnes)*
  - 3.1.9.1. Graneles líquidos / *Liquid bulk*
  - 3.1.9.2. Graneles sólidos / *Solid bulk*
    - 3.1.9.2.1. Graneles sólidos sin instalación especial / *Solid bulk handled without special facilities*
    - 3.1.9.2.2. Graneles sólidos por instalación especial / *Solid bulk handled by special facilities*
  - 3.1.9.3. Mercancía general / *General cargo*
  - 3.1.9.4. Total mercancías en cabotaje y exterior / *Total cabotage and foreign goods*
  - 3.1.9.5. Mercancía general convencional por tipo de navegación / *Break bulk by type of navigation*
  - 3.1.9.6. Mercancía general en contenedores por tipo de navegación / *General cargo in containers by type of navigation*
    - 3.1.9.6.1. Toneladas en contenedores con carga y vacíos / *Tonnes in containers filled and empty*
- 3.1.10. Pesca capturada. Toneladas y valor en primera venta / *Fish captures. Tonnes and value*
- 3.1.11. Avituallamientos y tráfico interior (toneladas) / *Supplies and local traffic (tonnes)*
- 3.1.12. Áreas mundiales de origen y destino de las mercancías (toneladas) / *World areas of origin and destination of goods (tonnes)*
  - 3.1.12.1. Unión Europea / *European Union*
  - 3.1.12.2. Resto Europa Occidental / *Remaining western european countries*
  - 3.1.12.3. Europa Oriental / *Eastern Europe*
  - 3.1.12.4. Oriente Medio / *Middle East*
  - 3.1.12.5. Resto de Asia / *Remaining Asia*
  - 3.1.12.6. Norte de África / *North Africa*
  - 3.1.12.7. Sur de África / *South Africa*
  - 3.1.12.8. América del Norte / *North America*
  - 3.1.12.9. América Central / *Central America*

3.1.12.10. América del Sur / *South America*

3.1.12.11. Oceanía / *West Pacific*

3.1.13. Países de origen y destino de las mercancías (toneladas) / *Goods by country (tonnes)*

3.1.13.1. Países con tráfico superior a 10.000 toneladas / *Countries with traffic over 10,000 tonnes*

3.1.13.2. Países con tráfico superior a 1.000.000 toneladas / *Countries with traffic over 1,000,000 tonnes*

3.1.14. Clasificación por su naturaleza (toneladas) / *Categories of goods classification (tonnes)*

Grupo energético / *Energetic group*

3.1.14.1. Petróleo crudo / *Crude oil*

3.1.14.2. Fueloil / *Fueloil*

3.1.14.3. Gasoil / *Gasoil*

3.1.14.4. Gasolina / *Petrol*

3.1.14.6. Otros productos petrolíferos / *Other petroleum products*

3.1.14.7. Gases energéticos de petróleo / *Energetic petroleum gases*

3.1.14.12. Carbón y coque de petróleo / *Steam coal and petroleum coke*

3.1.14.35. Gas natural / *Natural Gas*

3.1.14.51. Biocombustibles / *Biofuel*

Grupo siderometalúrgico / *Iron, steel and metallurgical goods group*

3.1.14.8. Mineral de hierro / *Iron ore*

3.1.14.10. Otros minerales y residuos metálicos / *Other mineral ores*

3.1.14.11. Chatarra de hierro / *Scrap iron*

3.1.14.13. Productos siderúrgicos / *Siderurgical products*

3.1.14.36. Otros productos metalúrgicos / *Other metallurgic products*

Grupo Minerales no metálicos / *Non-metallic minerals group*

3.1.14.25. Sal común / *Salt*

3.1.14.52. Otros minerales no metálicos / *Non-metallic minerals group*

Grupo abonos / *Fertilizers group*

3.1.14.14. Fosfatos / *Phosphates*

3.1.14.15. Potasas / *Potash*

3.1.14.16. Abonos naturales y artificiales / *Natural and artificial fertilizers*

Grupo productos químicos / *Chemical products group*

3.1.14.17. Productos químicos / *Chemical products*

Grupo materiales de construcción / *Building materials group*

3.1.14.5. Asfalto / *Asphalt*

3.1.14.18. Cemento y clinker / *Cement and clinker*

3.1.14.20. Materiales de construcción elaborados / *Manufactured building materials*

Grupo agroganadero y alimentario / *Agricultural and food products group*

3.1.14.21. Cereales y sus harinas / *Cereals and their flours*

3.1.14.22. Habas de soja / *Soybeans*

3.1.14.23. Frutas, hortalizas y legumbres / *Fruits and vegetables*

3.1.14.24. Vinos, bebidas, alcoholes y derivados / *Wines, drinks and spirits*

3.1.14.27. Conservas / *Tinned foods*

3.1.14.28. Tabaco, cacao, café y especias / *Tobacco, cacao, coffee and spices*

3.1.14.29. Aceites y grasas / *Oils and greases*

3.1.14.30. Otros productos alimenticios / *Other foods*

3.1.14.33. Pescado congelado y refrigerado / *Chilled and frozen fish*

3.1.14.37. Piensos y forrajes / *Animal feed and fodder*

Grupo otras mercancías / *Other goods group*

3.1.14.19. Maderas y corcho / *Woods and cork*

3.1.14.26. Papel y pasta / *Paper and pulp*

3.1.14.31. Maquinaria, aparatos, herramientas y repuestos / *Machinery, tools and spares*

3.1.14.34. Resto mercancías / *Other goods*

Grupo Vehículos y elementos de transporte / *Vehicles and transport items group*

3.1.14.32. Vehículos y sus piezas / *Vehicles and parts*

3.1.14.38. Tara de equipamiento ro-ro / *Ro-ro traffic tare weights*

3.1.14.39. Tara de contenedores / *Containers tare weights*

3.1.15. Mercancías transbordadas (toneladas) / *Transhipped goods (tonnes)*

3.1.16. Clasificación de las mercancías por el medio de transporte de entrada o salida del puerto (toneladas) / *Classification of goods by transport facilities used when entering or leaving the port (tonnes)*

3.1.17. Comercio exterior y nacional (toneladas) / *Foreign and cabotage trade (tonnes)*

3.2. Tráfico de contenedores / *Containers traffic*

3.2.1. Contenedores de 20 pies o mayores (número) / *Containers of 20' or more (number)*

3.2.1.1. Cabotaje / *Cabotage traffic*

3.2.1.2. Exterior / *Foreign traffic*

3.2.1.3. Cabotaje más exterior / *Cabotage and foreign traffic*

3.2.2. Número de contenedores equivalentes a 20 pies (TEUS) / *T.E.U. containers*

3.2.2.1. Cabotaje / *Cabotage traffic*

3.2.2.2. Exterior / *Foreign traffic*

3.2.2.3. Cabotaje más exterior / *Cabotage and foreign traffic*

3.2.3. Contenedores de 20 pies o mayores en tránsito (número) / *Containers of 20' or more in transit (number)*

3.2.3.1. Cabotaje / *Cabotage traffic*

3.2.3.2. Exterior / *Foreign traffic*

3.2.3.3. Cabotaje más exterior / *Cabotage and foreign traffic*

3.2.4. Número de contenedores equivalentes a 20 pies en tránsito (TEUS) / *T.E.U. containers in transit (number)*

3.2.4.1. Cabotaje / *Cabotage traffic*

3.2.4.2. Exterior / *Foreign traffic*

3.2.4.3. Cabotaje más exterior / *Cabotage and foreign traffic*

3.3. Tráfico de buques / *Ships traffic*

3.3.1. Total buques mercantes entrados en el año (número y G.T.) / *Total merchant ships entered in the year (number and GT's)*

3.3.2. Clasificación por el tipo de barco (número y G.T.) / *Classification by type of ships (number and GT's)*

3.3.2.1. Tanques / *Tankers*

3.3.2.2. Graneleros / *Bulk carriers*

3.3.2.3. Carga general / *General cargo ships*

3.3.2.4. Ro-ro / *Ro-ro ships*

3.3.2.5. Sólo de pasaje / *Passenger ships*

3.3.2.5.1. Cruceros / *Cruise ships*

3.3.2.6. Portacontenedores / *Container ships*

3.3.2.7. Otros buques / *Other ships*

3.3.3. Clasificación por banderas (número y G.T.) / *Classification by flags (number and GT's)*

3.3.3.1. Total mayores de 100.000 G.T / *Over 100,000 G.T.*

3.3.3.2. Total por Autoridades Portuarias / *Total ships traffic by Port Authority*

3.4. Tráfico de pasaje / *Sea passengers and automobiles in transport regime*

3.4.1. Pasajeros (número) / *Sea passengers (number)*

3.4.1.1. Pasajeros en régimen de transporte / *Non-cruise passengers*

3.4.1.2. Pasajeros en régimen de crucero turístico y total pasajeros / *Cruise passengers and total non-cruise passengers*

3.4.2. Automóviles en régimen de pasaje (número) / *Automobiles in transport regime (number)*

3.5. Desglose estadístico de las Autoridades Portuarias / *Statistic breakdown of Ports Authorities*

3.5.1. Autoridad Portuaria de Almería / *Port Authority of Almería*

3.5.2. Autoridad Portuaria de Bahía de Algeciras / *Port Authority of Bahía de Algeciras*

3.5.3. Autoridad Portuaria de Bahía de Cádiz / *Port Authority of Bahía de Cádiz*

3.5.4. Autoridad Portuaria de Baleares / *Port Authority of Baleares*

3.5.5. Autoridad Portuaria de Ferrol-San Cibrao / *Port Authority of Ferrol-San Cibrao*

3.5.6. Autoridad Portuaria de Las Palmas / *Port Authority of Las Palmas*

3.5.7. Autoridad Portuaria de Santa Cruz de Tenerife / *Port Authority of Santa Cruz de Tenerife*

3.5.8. Autoridad Portuaria de Valencia / *Port Authority of Valencia*

## 4. EVOLUCIÓN DEL TRÁFICO PORTUARIO / *PORT TRAFFIC DEVELOPMENT*

4.1. Evolución histórica del tráfico portuario / *Port traffic development*

4.2. Distribución regional del tráfico portuario (porcentajes) / *Port traffic distribution by littoral zones (as a percentage of the total)*

4.3. Variaciones del tráfico portuario (millones de toneladas) / *Variations in port traffic (million tonnes)*

4.3.1. Tráfico portuario total (millones de toneladas) / *Total port traffic (million tonnes)*

4.3.2. Graneles líquidos (millones de toneladas) / *Liquid bulk (million tonnes)*

4.3.2.1. Productos petrolíferos / *Refined petroleum products*

4.3.3. Graneles sólidos (millones de toneladas) / *Solid bulk (million tonnes)*

4.3.4. Mercancía general (millones de toneladas) / *General cargo (million tonnes)*

4.3.4.1. Mercancía general en contenedores (miles de toneladas) / *General cargo in containers (thousand tonnes)*

4.3.5. Pesca capturada (miles de toneladas) / *Fish captures (thousand tonnes)*

4.3.6. Avituallamiento (miles de toneladas) / *Supplies (thousand tonnes)*

4.3.7. Tráfico interior (miles de toneladas) / *Local traffic (thousand tonnes)*

4.3.8. Contenedores (miles de TEUS) / *Containers (thousand TEUS)*

4.3.9. Buques (número y GT) / *Ships (number and GT)*

4.3.9.1. Buques de crucero / *Cruise ships*

4.3.10. Pasajeros totales (miles de pasajeros) / *Total sea passengers (thousand passengers)*

4.3.10.1. Pasajeros de crucero / *Cruise passengers*

4.4. Series históricas / *Historical series*

4.4.1. Tráfico portuario total (miles de toneladas) / *Total port traffic (thousand tonnes)*

4.4.2. Graneles líquidos (miles de toneladas) / *Liquid bulk (thousand tonnes)*

4.4.2.1. Productos petrolíferos / *Petrol products*

4.4.3. Graneles sólidos (miles de toneladas) / *Solid bulk (thousand tonnes)*

4.4.4. Mercancía general (miles de toneladas) / *General cargo (thousand tonnes)*

4.4.4.1. Mercancía general en contenedores / *General cargo in containers*

4.4.5. Pesca capturada (miles de toneladas) / *Fish captures (thousand tonnes)*

4.4.6. Avituallamiento (miles de toneladas) / *Supplies (thousand tonnes)*

4.4.7. Tráfico interior (miles de toneladas) / *Local traffic (thousand tonnes)*

4.4.8. Contenedores (miles de TEUS) / *Containers (thousand TEUS)*

4.4.9. Buques. Número (unidades) y G.T. (en miles) / *Ships. Number (units) and G.T. (thousand)*

4.4.9.1. Cruceros / *Cruiser ships*

4.4.10. Pasajeros totales (miles de unidades) / *Total passengers (thousand units)*

4.4.10.1. Pasajeros de crucero / *Cruise passengers*

4.5. Evolución de principales mercancías según naturaleza / *Main goods development by types*

4.5.1. Serie histórica de principales mercancías según naturaleza (miles de toneladas) / *Historical series main goods by types (thousand tonnes)*

4.5.2. Principales mercancías según naturaleza por Autoridad Portuaria (miles de toneladas) / *Main goods by types and Port Authority (thousand tonnes)*

4.5.2.A. Primera mercancía / *First product*

4.5.2.B. Segunda mercancía / *Second product*

4.5.2.C. Tercera mercancía / *Third product*

4.6. Números índices (Año 1992. Índice 100) / *Index number (Year 1992. Index 100)*

4.7. Gráficos / *Graphics*

4.7.1. Gráficos de evolución histórica / *Port traffic development graphics*

4.7.2. Otros gráficos / *Other graphics*

## 5. INVERSIONES / *INVESTMENTS*

5.1. Inversiones 2019 / *Investments 2019*

5.1.1. Inversiones por Autoridades Portuarias / *Investments by Port Authorities*

5.1.2. Inversiones por objetivos / *Investments by objectives*

5.1.3. Relación de obras en curso, con presupuesto superior a 6 millones de euros / *List of constructions in course with a budget over 6 million euros*

5.1.4. Características de las obras en curso con presupuesto superior a 4 millones de euros y de otras obras singulares / *Main features of current constructions with an investment higher than 4 million euros and other special constructions*

5.2. Evolución de las inversiones en devengos (millones de euros) / *Investments development (million euros)*

5.2.1. Euros corrientes / *Current euros*

## ANEJO. PUERTOS DE COMPETENCIA AUTONÓMICA / *AUTONOMOUS REGIONAL GOVERNMENT DEPENDING PORTS*

1. Tráfico total (toneladas) / *Total traffic (tonnes)*

2. Tráfico total por tipo de operación (toneladas) / *Total traffic by type of operation (tonnes)*

3. Tráfico total por tipo de navegación (toneladas) / *Total traffic by type of navigation (tonnes)*

4. Clasificación de mercancías según su naturaleza (toneladas) / *Classification of goods by types (tonnes)*

5. Pesca capturada. Toneladas y valor en primera venta / *Fish captures. Tonnes and value*

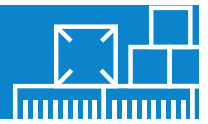
6. Total buques mercantes entrados en el año (número y G.T.) / *Total merchant ships entered in the year (number and GT's)*

7. Pasajeros (número) / *Sea passengers (number)*

8. Automóviles en régimen de pasaje (número) / *Automobiles in transport regime (number)*







### INTRODUCTION AND ANALYSIS

#### 1. Introduction and analysis

##### 1.1. Traffic analysis

##### 1.2. Investments analysis

## 1. Introducción y análisis

### Introduction and analysis



En el Anuario Estadístico del Sistema Portuario de Titularidad Estatal se recogen, principalmente, los datos del tráfico portuario de mercancías, de contenedores, de buques y de pasajeros de los diferentes puertos españoles, tanto de la Administración del Estado como los de las Comunidades Autónomas. Así mismo se reflejan las características técnicas de los puertos y las inversiones realizadas.

El Anuario se divide en cinco capítulos con el siguiente desglose:

#### Capítulo 1: Introducción y análisis.

- Análisis del tráfico.
- Análisis de las inversiones.

#### Capítulo 2: Características de los puertos.

- Determinantes geográficos y condiciones generales.
- Superficies de flotación.
- Instalaciones al servicio del comercio marítimo.
- Reparación y construcción de barcos.
- Grúas.

*The Annual Statistical Report of the State-Owned Port System mainly offers goods traffic data, containers, ships and passengers of the different Spanish ports, including State-owned ports and Autonomous Communities ports. It also includes the technical characteristics of the ports and the investments executed.*

*The Annual Report is divided into five chapters with the following breakdown:*

#### *Chapter 1: Introduction and analysis.*

- *Traffic analysis.*
- *Investments analysis.*

#### *Chapter 2: Characteristics of the ports.*

- *Geographical and general conditions.*
- *Water areas.*
- *Commercial and shipping facilities.*
- *Ship's yards.*
- *Cranes.*

- Ayudas a la navegación.

### **Capítulo 3:** Tráfico portuario.

- Tráfico de mercancías.
- Tráfico de contenedores.
- Tráfico de buques.
- Tráfico de pasaje.
- Desglose estadístico de las Autoridades Portuarias.

### **Capítulo 4:** Evolución histórica del tráfico portuario.

- Evolución histórica del tráfico portuario.
- Distribución regional del tráfico portuario.
- Variaciones del tráfico.
- Series históricas.
- Evolución de principales mercancías según naturaleza.
- Número índice (Año 1992. Índice 100).
- Gráficos.

### **Capítulo 5:** Inversiones.

- Inversiones.
- Evolución de las inversiones.

### **Anejo:** Puertos de competencia autonómica.

- Tráficos más importantes de los puertos gestionados por las Comunidades Autónomas.

- *Aids to navigation.*

### **Chapter 3:** *Port traffic.*

- *Goods traffic.*
- *Containers traffic.*
- *Ships traffic.*
- *Passenger and cars traffic.*
- *Statistic breakdown of Port Authorities.*

### **Chapter 4:** *Port traffic development.*

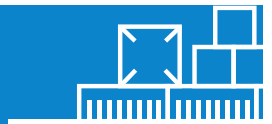
- *Port traffic development.*
- *Port traffic distribution by littoral zones.*
- *Variations in port traffic.*
- *Historical series.*
- *Main goods development by types.*
- *Index number (1992. Index 100).*
- *Graphics.*

### **Chapter 5:** *Investments.*

- *Investments.*
- *Investments development.*

### **Appendix:** *Autonomous Regional Government depending ports.*

- *Most important traffic grouped by Autonomous Communities.*



INTRODUCTION AND ANALYSIS > Traffic analysis > Most significant data

### 1. Introduction and analysis

#### 1.1. Traffic analysis

##### 1.1.1. Most significant data

1.1.2. Import-export traffic analysis

1.1.3. Analysis by type of cargo

1.1.4. Most significant data by Port Authorities

1.1.5. Analysis by Port Authorities

#### 1.2. Investments analysis

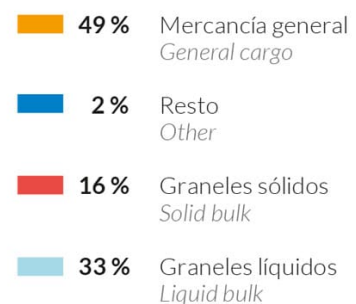
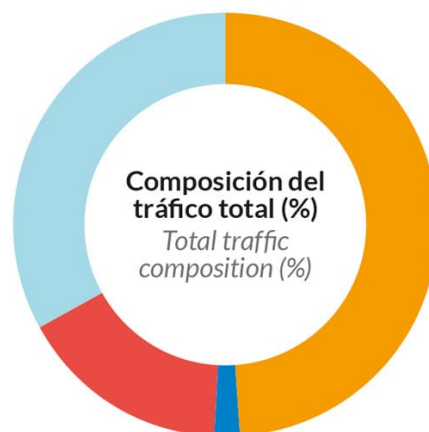
### 1.1.1. Datos más significativos

#### Most significant data

El Sistema Portuario de Titularidad Estatal movió en 2019 un total de **564,5 millones de toneladas** de mercancías, con una mínima variación del 0,2 % respecto al ejercicio 2018, en el que se movieron 563,6 millones de toneladas. La evolución y composición ha sido la siguiente:

*The State-owned Port System handled 564.5 million tonnes of goods in 2019, with a minimum variation of 0.2 % compared to the year 2018, when a total of 563.6 million tonnes were handled. The evolution and traffic composition have been as follows:*

| Variación del tráfico en el último año (en millones de toneladas)<br>Traffic variation in the last year (million tonnes) |              |              |            |
|--|--------------|--------------|------------|
|  | 2018         | 2019         | % Var.     |
| Graneles líquidos<br><i>Liquid bulk</i>  | 180,7        | 187,1        | 3,5        |
| Graneles sólidos<br><i>Solid bulk</i>  | 102,4        | 90,8         | -11,3      |
| Mercancía general<br><i>General cargo</i>  | 267,4        | 274,0        | 2,5        |
| Pesca capturada<br><i>Fish captures</i>  | 0,2          | 0,2          | -8,3       |
| Avituallamiento<br><i>Supplies</i>   | 10,3         | 10,0         | -2,4       |
| Tráfico interior<br><i>Local traffic</i>   | 2,6          | 2,3          | -10,6      |
| <b>TOTAL</b>   | <b>563,6</b> | <b>564,5</b> | <b>0,2</b> |



Se ha vuelto a conseguir un máximo histórico por quinto año consecutivo, después de los 483,1 millones de toneladas registradas en 2007 y tras 10 años de evolución positiva, salvo en 2013.

Este récord se puede entender como el resultado de una estrategia general en busca de una mayor competitividad de nuestros puertos, mejorando la calidad de los servicios y la eficiencia de las operaciones portuarias dentro de las cadenas logísticas de las que forman parte y eso se ha traducido en la captación de nuevos servicios marítimos regulares en tráficos estratégicos y

*This is the fifth consecutive year that an historical record has been reached, after the 483.1 million tonnes recorded in 2007 and after 10 years of positive developments, except in 2013.*

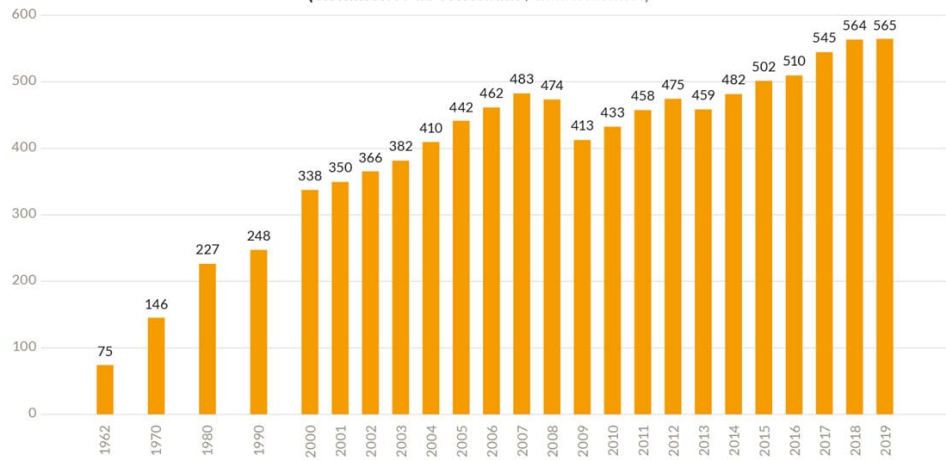
*This record can be understood as the result of a general strategy in search of a greater competitiveness of our ports, by improving the quality of services and the efficiency of port operations within the logistics chains of which they form part. This has resulted in the attraction of new regular maritime services in strategic traffics and the diversification of operators whilst at the same time working to strengthen the already consolidated traffics.*

diversificación de operadores al mismo tiempo que se ha trabajado en afianzar los tráficos ya consolidados.

Además, en varias Autoridades Portuarias se han logrado también los mejores resultados históricos: Bahía de Algeciras, Baleares, Huelva, Valencia y Vilagarcía.

Furthermore, several Port Authorities have also achieved the best historical results: Bahía de Algeciras, Baleares, Huelva, Valencia and Vilagarcía.

### Evolución histórica del tráfico portuario / Port traffic evolution (en millones de toneladas / million tonnes)



Otros datos importantes de este ejercicio han sido los siguientes:

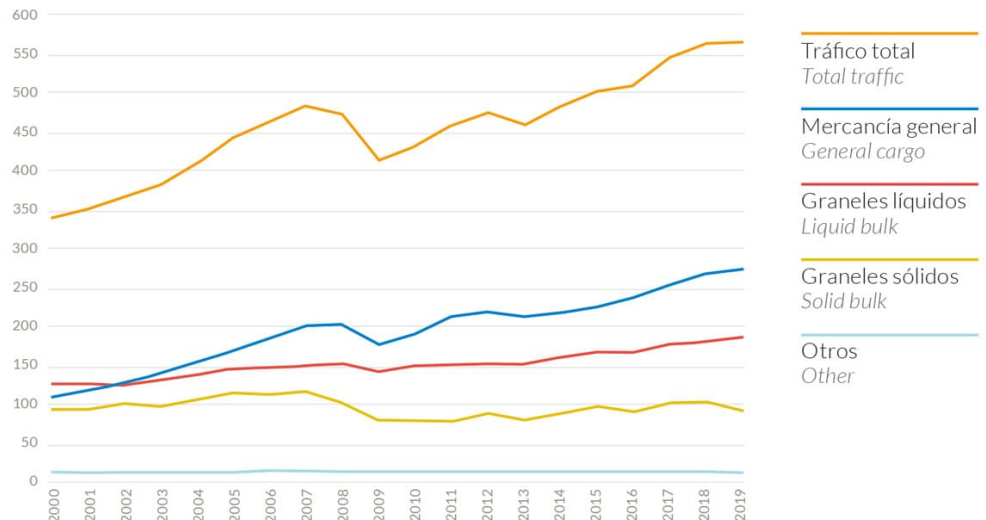
Other important data of this year were the following:

| Otros datos de tráfico / Other traffic data                   |           |           |        |
|---|-----------|-----------|--------|
|   | 2019      | 2018      | % Var. |
| Contenedores (miles de TEU)<br>TEUs (thousands)               | 17.203    | 17.510    | 1,8    |
| Buques (número)<br>Ships (number)                             | 167.119   | 170.994   | 2,3    |
| Buques (miles de GT)<br>Ships (thousands GTs)                 | 2.303.282 | 2.391.607 | 3,8    |
| Pasajeros (miles)<br>Passengers (thousands)                   | 36.101    | 37.607    | 4,2    |
| Pasajeros de crucero (miles)<br>Cruise passengers (thousands) | 10.170    | 10.665    | 4,9    |

Por tipos de tráficos cabe destacar que la mercancía general, en su mayoría mercancía en contenedores (71 %), así como los graneles líquidos, baten los anteriores registros.

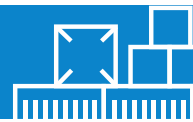
By types of cargo is worth highlighting general cargo, most of it in containers (71 %), as well as liquid bulk, broke all the previous registers.

### Evolución del tráfico por tipo de presentación / Traffic evolution by type of cargo (en millones de toneladas / million tonnes)



El transporte marítimo de mercancías en 2019 en nuestro país ha seguido avanzando frente a otros modos de transporte, ya sea por el crecimiento de la economía mundial (2,9 %), que a su vez incrementó el comercio marítimo mundial un 0,6 %, o por el crecimiento de la economía nacional (el 2,0 %), pero también por sus ventajas frente a otros modos. Estas cualidades son el menor coste para el transporte de larga distancia, la facilidad para mover grandes volúmenes de mercancías, la seguridad ante las pérdidas y la menor contaminación y en este sentido cabe destacar el buen papel que desempeñan nuestras Autoridades Portuarias en las cadenas logísticas.

*Maritime freight transport in 2019 in our country continues to advance in comparison with other modes of transport, due to the growth of the world economy (2.9 %), which in turn increased world maritime trade by 0.6 %, and the growth of the national economy (2.0 %), but also because of its advantages over other modes, such as the lower cost for long-distance transport, the ease of moving large volumes of goods, security against losses and least pollution, and in this sense is worth remark the good work of our Port Authorities into the logistic chains.*



### 1. Introduction and analysis

#### 1.1. Traffic analysis

##### 1.1.1. Most significant data

##### 1.1.2. Import-export traffic analysis

##### 1.1.3. Analysis by type of cargo

##### 1.1.4. Most significant data by Port Authorities

##### 1.1.5. Analysis by Port Authorities

### 1.2. Investments analysis

## 1.1.2. Análisis de tráfico import-export

### *Import-export traffic analysis*

La parte más importante de tráfico portuario es la que se dedica a la **importación/exportación**, además del tráfico de **cabotaje** y en régimen de **tránsito** internacional. Del total de las mercancías que se importan o exportan en España, aproximadamente el 75 % y el 56 % respectivamente, lo hacen por vía marítima. La consideración de import/export se aplica a aquellos casos en los que el puerto es el punto de origen o destino de una ruta marítima, continuando la mercancía su viaje por carretera o ferrocarril completando la cadena de transporte, y el concepto de tránsito se refiere a aquel en el que el puerto es un punto intermedio de esa ruta marítima. Al tráfico import/export le afecta en mayor medida la coyuntura económica nacional, lo que viene a ser utilizado como un termómetro de la salud económica del país, mientras el tráfico en tránsito sin embargo está condicionado por la actividad económica a nivel mundial y la posición de nuestras terminales portuarias en relación con las grandes rutas internacionales (la ruta Este-Oeste-Este o "round the world" que circunvala el planeta a través de los estrechos de Malaca, Suez, Gibraltar y Panamá y la ruta Norte-Sur entre Europa y África y Europa América del Sur), y por tanto es un tráfico sujeto a decisiones a escala global.

Que el tráfico portuario se mantuviera en 2019 se explica en gran medida por el incremento en este ejercicio de las **mercancías en tránsito** (+4,4 %) que han compensado las bajadas de las **importaciones** (-2,3 %) y las **exportaciones** (-1,1 %), en su mayor parte graneles sólidos, como consecuencia de las políticas de descarbonización. Todo esto hizo que, en términos globales, y según datos del PIB publicados por el INE, la economía española se expandiera menos que en 2018, un 2,0 % en 2019.

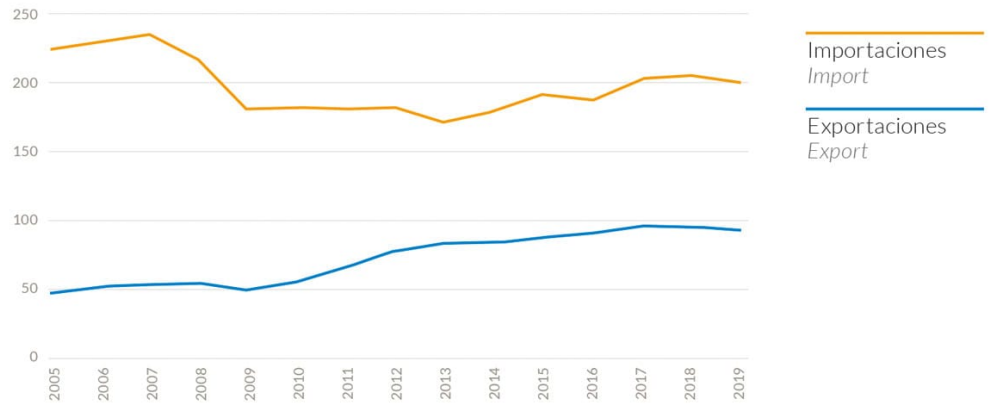
Por su parte, el PIB mundial ha crecido un 2,9 %, según el FMI, debido a que las economías emergentes crecieron menos de lo esperado, las inestables relaciones comerciales EE.UU.-China, las negociaciones del Brexit y la desaceleración de Alemania y la zona euro. De hecho, la zona euro ha crecido solo un 1,3 %. Como consecuencia de todo ello, el comercio marítimo mundial ha aumentado un 0,6 %, aunque ha registrado un récord de toneladas movidas (11.887 millones de toneladas).

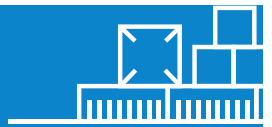
*The most important part of port traffic is the import/export part, in addition to cabotage and international transit traffic. Of the total number of goods imported or exported in Spain, almost 75 % and 56 % respectively do it by sea. Import/export consideration applies to those cases where the port is the point of origin or destination of a sea route, the goods continue their journey by road or rail transport completing the transport chain, and the concept of transit refers to that where the port is an intermediate point of that sea route. Import/export traffic is affected by the national economic situation, which can be used as a thermometer of the country's economic health, while transit traffic, however, is conditioned by the worldwide economic activity and the position of our port terminals in relation to the major international routes (the East-West-East route or "round the world" that circumvents the planet through the straits of Malacca, Suez, Gibraltar, and Panama and the North-South route between Europe and Africa and between Europe and South America) and therefore is a traffic subject to global decisions.*

*The fact that port traffic was maintained in 2019 is largely explained by the increase in goods in transit this year (+4.4 %) which has been balanced by the fall in imports (-2.3 %) and exports (-1.1 %), mostly in solid bulk, as a result of decarbonisation policies. All this meant that, in overall terms, and according to GDP data published by the INE, the Spanish economy expanded less than in 2018, by 2.0 % in 2019.*

*For its part, world GDP has grown by 2.9 %, according to the IMF, due to less than expected growth in emerging economies, unstable US-China trade relations, the Brexit negotiations and the slowdown in Germany and the euro zone. In fact, the euro zone has grown by only 1.3 %. As a result, world seaborne trade has increased by 0.6 %, although it has recorded a record number of tons moved (11,887 million tonnes).*

Tráfico portuario Import-Export / Import-Export port traffic  
(en millones de toneladas / million tonnes)





INTRODUCTION AND ANALYSIS > Traffic analysis > Analysis by type of cargo

1. Introduction and analysis

1.1. Traffic analysis

1.1.1. Most significant data

1.1.2. Import-export traffic analysis

1.1.3. Analysis by type of cargo

1.1.4. Most significant data by Port Authorities

1.1.5. Analysis by Port Authorities

1.2. Investments analysis

### 1.1.3. Análisis por forma de presentación

*Analysis by type of cargo*

En los siguientes apartados se detallan las variaciones del tráfico portuario por forma de presentación y otras informaciones complementarias, justificando, de forma agregada, el comportamiento del tráfico portuario en 2019.

**Graneles líquidos**  
**(187,1 millones de toneladas / +3,5 %)**

Este tráfico se basa fundamentalmente en el **crudo de petróleo** y sus productos derivados en estado líquido (**fueloil, gasoil, gasolina y otros**), así como en el **gas natural licuado** y los **productos químicos**.

En 2019 se ha reducido ligeramente el tráfico de **productos petrolíferos**, el 0,3 % respecto a 2018, con una disminución de la cotización del barril de petróleo Brent (64 \$/barril de media frente a los 71 \$/barril en 2018) por la menor demanda, las interrupciones de suministro de Venezuela e Irán y el descenso de la actividad en las refinerías para adaptarse a la producción de los nuevos combustibles. La Organización Marítima Internacional obliga a los barcos a partir del 1 de enero de 2020 a emplear fueloil con un contenido máximo de azufre del 0,5% masa/masa frente al actual 3,5% para reducir las emisiones de óxido de azufre, una sustancia que contribuye a la contaminación ambiental y a la destrucción de la capa de ozono. Es la conocida norma IMO2020.

En general, las **importaciones de graneles líquidos** (**crudo de petróleo** en su mayor parte), han ascendido un 4,7 %, pero las **exportaciones** (**hidrocarburos y productos químicos** principalmente e incluyendo otros graneles como **aceites y grasas y biocombustibles**), se han reducido un 3,1 %.

En cambio, los tráficos de **tránsito** de graneles líquidos, en su mayor parte de **productos petrolíferos y productos químicos**, han aumentado un 12,3 %. En el caso de los productos petrolíferos debido a las estrategias de almacenamiento y distribución a escala mundial, así como por el incremento del negocio del "bunkering".

Por su parte, el tráfico de **gas natural** ha crecido un notable 38,8 % como consecuencia de su mayor utilización por parte de los buques. Es un hecho relevante que el suministro a buques de GNL esté garantizado en todos los puertos de interés general, al menos mediante el uso de camiones cisterna. Cabe destacar también el gran aumento de los **biocombustibles** (biodiesel, bioetanol) con un 22,1 %.

*In the following sections are shown the port traffic variations by type of cargo and other additional information, justifying, in aggregate, the behaviour of port traffic in 2019.*

**Liquid bulk**  
**(187.1 million tonnes / +3.5 %)**

*This traffic is mainly based on crude oil and other petroleum products in liquid form (fuel oil, diesel, gasoline and others) as well as liquefied natural gas and chemicals.*

*In 2019, oil product traffic fell slightly, by 0.3 % compared with 2018, with a fall in the price of a barrel of Brent oil (\$64/barrel on average compared with \$71/barrel in 2018) due to lower demand, the supply disruptions in Venezuela and Iran and the decline in refinery activity to adapt to the production of the new fuels. The International Maritime Organisation obliges ships from 1 January 2020 to use fuel oil with a maximum sulphur content of 0.5 % mass/mass compared with the current 3.5 % to reduce emissions of sulphur oxide, a substance which contributes to environmental pollution and the destruction of the ozone layer. This is the well-known IMO2020 standard.*

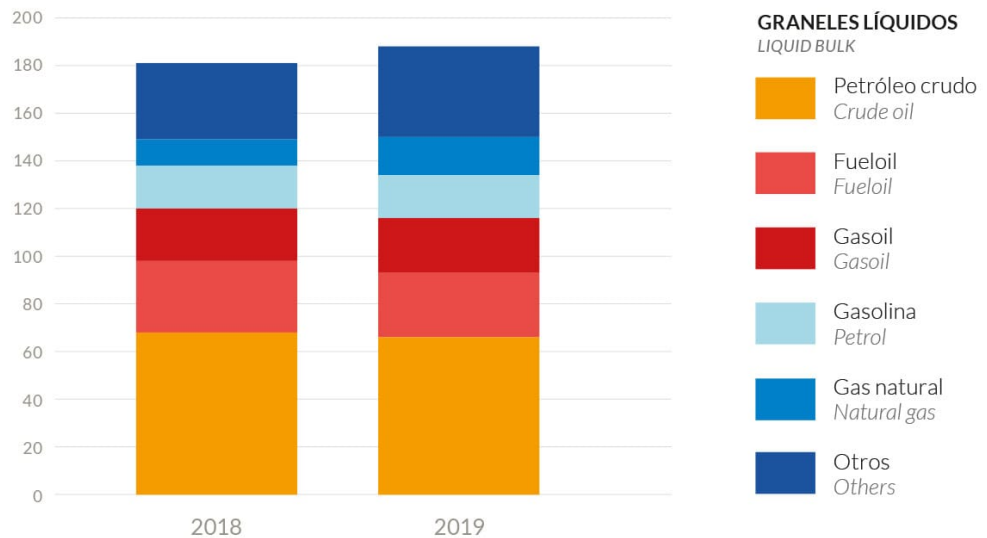
*Overall, imports of liquid bulks (mostly crude oil), have increased by 4.7 %, but exports (mainly hydrocarbons and chemicals and including other bulks such as oils and fats and biofuels), have decreased by 3.1 %.*

*Transit traffic in liquid bulk, most of which is in the form of petroleum products and chemicals, has also been increased by 12.3 %. In the case of petroleum products, this is due to worldwide storage and distribution strategies and increased competition in bunkering.*

*Natural gas traffic has grown by a remarkable 38.8 % as a result of its increased use by ships. It is a relevant fact that the supply to LNG ships is guaranteed in all ports of general interest, at least through the use of truck tankers. It is also worth noting the large increase in biofuels (biodiesel, bioethanol) with 22.1 %.*



Principales mercancías, según su naturaleza, de los graneles líquidos /  
Main liquid bulk goods  
(en millones de toneladas / million tonnes)



**Graneles sólidos**  
(90,8 millones de toneladas / -11,3 %)

Los graneles sólidos son mercancías que se transportan sin envasar o embalar, en general materias primas, que son demandadas principalmente por las áreas mundiales productoras.

Este año destacan los descensos de las **importaciones y exportaciones de graneles sólidos**, un 13,9 % las primeras, y un 4,5 % las segundas con motivo de las nuevas políticas de descarbonización. La Comisión Europea aboga por una Europa climáticamente neutra de aquí a 2050 y eso implica la reducción de las emisiones contaminantes de las centrales térmicas o incluso su cese si el propietario no puede afrontar las costosas inversiones y es por ello que, de las 14 centrales térmicas del país, 11 han anunciado su cierre inminente y por consiguiente se ha reducido muy significativamente el tráfico de carbón.

Aun así, el tráfico de **carbón y coque de petróleo** sigue siendo el responsable de más de una quinta parte de las toneladas de granel sólido movidas por nuestros puertos, pero disminuyó un considerable 33,1 %.

Por parte de los graneles agroalimentarios, los **cereales y sus harinas** mantuvieron los tráficos respecto de 2018 (+0,3 %) en gran medida para la fabricación de piensos para cubrir la demanda interna, y **otros minerales no metálicos** también alcanzaron los niveles del ejercicio anterior (+0,9 %).

El tráfico de **cemento y clínker** en forma de granel ha descendido (-8,7 %) debido a cierta pérdida de competitividad de este sector por la puesta en marcha de varias fábricas en los países antes importadores, a pesar de la recuperación del consumo nacional.

**Solid bulk**  
(90.8 million tonnes / -11.3 %)

*Solid bulk are goods transported without packing or wrapping, usually raw materials, which are mainly demanded by the producing world areas.*

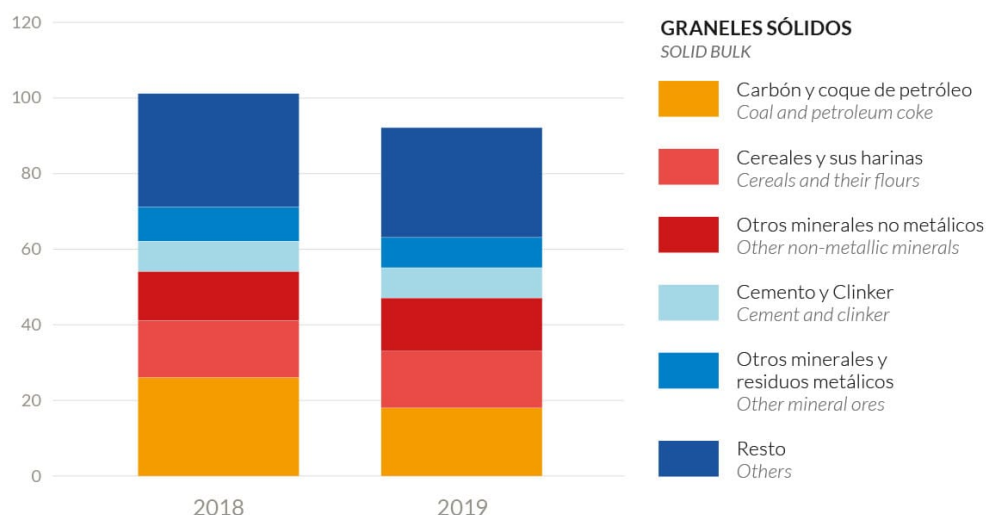
*This year, imports and exports of solid bulks have fallen by 13.9 % and 4.5 %, respectively, as a result of the new decarbonisation policies. The European Commission advocates a climate-neutral Europe by 2050 and this implies a reduction in pollutant emissions from thermal power plants or even their cessation if the owner cannot afford the costly investments. This is why, of the 14 thermal power plants in the country, 11 have announced their imminent closure and consequently coal traffic has been reduced very significantly.*

*Even so, coal and coke traffic is still responsible for more than a fifth of the tonnes of solid bulk moved through our ports, but it decreased by a considerable 33.1 %.*

*On the bulk agri-foodstuffs side, cereals and their flours maintained the traffic compared to 2018 (+0.3 %) largely for the manufacture of animal feed to cover domestic demand, and other non-metallic minerals also reached the levels of the previous year (+0.9 %).*

*Bulk cement and clinker traffic has fallen (-8.7 %) due to a certain loss of competitiveness in this sector as a result of the start-up of several factories in the formerly importing countries, despite the recovery of domestic consumption.*

Principales mercancías, según su naturaleza, de los graneles sólidos /  
Main solid bulk goods  
(en millones de toneladas / million tonnes)



**Mercancía general**  
(274,0 millones de toneladas / +2,5 %)

A diferencia de los graneles, la denominada mercancía general es aquella que se presenta envasada o empaquetada y se consolida principalmente en contenedores (alrededor del 71 %). Normalmente este tráfico es de productos manufacturados y se establece de las zonas productoras a los mercados de las zonas mundiales consumidoras.

En su conjunto, la mercancía general movida a través de nuestros puertos ha aumentado un 2,5 % respecto a 2018, principal factor de aumento del tráfico en 2018 en valor absoluto (más de 6,6 millones de toneladas), destacando los tráficos de **productos químicos, otros productos alimenticios, materiales de construcción, productos siderúrgicos, maquinaria, aparatos, herramientas y repuestos, frutas, hortalizas y legumbres y papel y pasta** y supone el 49 % del total del tráfico portuario.

En este tipo de tráficos cabe distinguir, aparte de la mercancía general de import-export, la mercancía general en tránsito. Además, en menor medida se produce un tráfico a nivel nacional (**cabotaje**) de este tipo de productos.

Como se ha comentado, el volumen de mercancías que se importan o exportan está afectado por la actividad económica española. Con la demanda interna sostenida desde 2018 de productos químicos y siderúrgicos, han aumentado ligeramente (+0,1 %) las **importaciones de mercancía general**. Por otra parte, gracias a la competitividad de nuestra economía y a los valores positivos del producto mundial bruto, se han incrementado las **exportaciones de mercancía general** (1,5%).

Respecto al tráfico de la mercancía general en tránsito, que como se ha explicado depende más de la actividad económica internacional, se mueve por terminales que trabajan compitiendo ya sea en el entorno nacional o con los países ribereños del Mediterráneo, y su competitividad es función de sus capacidades y la relación calidad/coste de los servicios que ofrecen. Al tratarse de un tráfico de alta volatilidad se encuentra muy bonificado y depende de las decisiones que toman los agentes económicos en función de sus costes y la calidad de los servicios recibidos. Así, en 2019 las **mercancías en tránsito** han aumentado un 4,4 %,

**General cargo**  
(274.0 million tonnes / +2.5 %)

*Unlike bulk goods, so-called general cargo is that which is wrapped or packaged and is mainly consolidated in containers (around 71 %). This traffic is usually manufactured products and occurs between producing areas and markets in the world's consumer areas.*

*Overall, general cargo moved through our ports has increased by 2.5 % with respect to 2018, the main driver of traffic growth in 2018 in absolute terms (more than 6.6 million tonnes), highlighting traffic in **chemicals, other foodstuffs, construction materials, steel products, machinery, equipment, tools and spare parts, fruits, vegetables and legumes and paper and pulp**, accounting for 49 % of total port traffic.*

*But in this type of traffic, besides general import and export cargo, it is possible to distinguish general cargo in transit. In addition, to a lesser extent, there is a national traffic (**cabotage**) of this type of products.*

*As mentioned before, the volume of goods imported or exported is affected by Spanish economic activity. With domestic demand for chemical and steel products sustained since 2018, **imports of general cargo** have increased slightly (+0.1 %). On the other hand, thanks to the competitiveness of our economy and the positive values of the gross world product, **exports of general cargo** have increased (1.5 %).*

*And with regard to the traffic of general cargo in transit, which, as has been explained, depends more on international economic activity, it moves through terminals that work in competition either in the national environment or with the countries bordering the Mediterranean sea, and their competitiveness is a function of their capabilities and the quality/cost ratio of the services they offer. Therefore, it is a highly volatile traffic and is highly subsidized and depends on the decisions made by economic agents based on their costs and the quality of the services received. That said, in 2019 **goods in transit** increased by 4.4 %, representing*

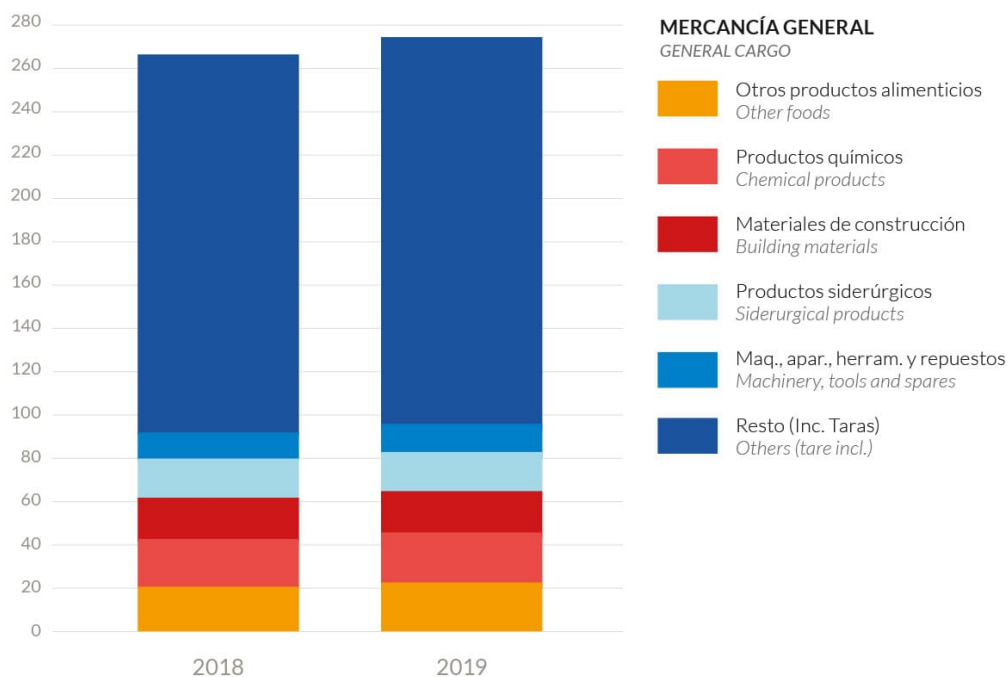
representando ya el 27 % del tráfico total, siendo la mercancía general la base de este tipo de operación.

*27 % of total traffic, the general cargo being the basis of this traffic.*

Una última clasificación es aquella que distingue la mercancía cargada o descargada del buque por medios rodados (ro-ro) o por grúas (lo-lo). La primera creció un 5,0 % gracias al continuo desarrollo económico del norte de África, transportando **productos hortofrutícolas, textiles y ganado** a través del Estrecho de Gibraltar y las nuevas líneas con Canarias y la exportación de **vehículos nuevos**, lo que ha contribuido al aumento del tráfico de mercancía general.

*A final classification is that which distinguishes the goods loaded or unloaded from the ship by ro-ro or cranes (lo-lo), the first one having increased by 5.0 % thanks to the continuous economic development of North Africa, transporting **fruit and vegetable products, textiles and livestock** through Gibraltar Strait and new lines with Canary islands and the export of **new vehicles**, which has contributed to the increase in general cargo traffic.*

### Principales mercancías, según su naturaleza, de la mercancía general / Main general cargo goods (en millones de toneladas / million tonnes)



**Otras mercancías**  
(12,6 millones de toneladas / -4,1 %)

**Other goods**  
(12.6 million tonnes / -4.1 %)

El **tráfico interior**, aquel que transcurre dentro del ámbito de un puerto, aunque con poca incidencia sobre el tráfico total, ha disminuido un 10,6 % respecto a 2018.

*Local traffic, which is within a port area, although with little impact on total traffic, has decreased by 10.6 % compared to 2018.*

Por su parte, el **avitallamiento** a buques también se ha reducido un 2,4 % porque así lo ha hecho el tráfico de avituallamiento de combustibles líquidos, un 2,0 %. Otros productos de avituallamiento (hielo, agua, provisiones, etc.), también han descendido un 3,9 %.

*The number of ship supplies has also fallen by 2.4 % because of a 2.0 % reduction in liquid fuel supplies. Other supplies (ice, water, provisions, etc.) also fell by 3.9 %.*

Respecto a la **pesca fresca capturada**, que no incluye la pesca congelada o refrigerada en alta mar (considerada como mercancía general), vuelve a bajar en 2019, un 8,3 %, entre otros motivos por la problemática del sector. También ha descendido el valor en primera venta en lonja.

*With regard to the fresh fish captures, which does not include deep sea frozen or chilled fish (considered to be general cargo), will fall again in 2019, by 8.3 %, among other reasons because of the sector's problems. In general, the value at first sale also falls.*

**Contenedores**  
(17.510 miles de TEU / +1,8 %)

**Containers**  
(17,510 thousand TEUs / +1.8 %)

Como se ha mencionado, la mercancía general se transporta principalmente en contenedores (más de un 71 % de toda la mercancía general que se mueve por nuestros puertos) ya que facilita su acarreo sin manipulación en toda la cadena de transporte pero que requiere un alto grado de especialización de las terminales (con tendencia a la automatización).

*As mentioned, general cargo is mainly transported in containers (more than 71 % of all general cargo moved through our ports) as it facilitates their transport without handling throughout the transport chain but requires a high degree of specialisation of the terminals (with a tendency towards automation).*

De igual forma que se divide la mercancía general, los contenedores (medidos en TEU) se pueden diferenciar

*In the same way that general cargo is divided, containers (measured in TEUs) can be differentiated between those*

entre los que se destinan para **import-export**, los cuales han disminuido un 0,9 %, y los contenedores en **tránsito**, que han aumentado un 1,5 % en 2019, gracias, entre otras causas, a la captación de nuevos servicios marítimos regulares en varias Autoridades Portuarias.

#### **Buques**

(170,9 miles de unidades / +2,3 %)  
(2.391.607 miles de GT / +3,8 %)

Acorde con el aumento del tráfico de mercancías en 2019, se ha registrado un aumento del número de **escalas de buques entrados** en nuestros puertos (2,3 %), con un mayor incremento en el número de **GT** (3,8 %) lo que implica un mayor tamaño de los buques. Además, ya es habitual que los megabuques (de unos 400 m de eslora y con capacidad para unos 18.000 TEU) hagan escala en algunos de nuestros puertos. También se han incrementado los movimientos de ferris gracias a las nuevas líneas.

#### **Pasajeros**

(37.607 miles en total / +4,2 %)  
(10.665 miles de cruceristas / +4,9 %)

En 2019 han transitado por nuestros puertos un 4,2 % más de pasajeros, ya sean en **régimen de transporte** (de línea regular) o **de crucero**, representando estos últimos casi 11 millones, cifras superiores a las de 2018 (un 4,9 % más), y por tanto se consolida el interés turístico de nuestro país accediendo por vía marítima. En cifras totales los pasajeros han aumentado gracias a las bonificaciones de los puertos no peninsulares y la Operación Paso del Estrecho.

#### **Ferrocarril**

(12,8 millones de toneladas / -12,6 %)

Los datos del tráfico que entra o sale de la zona de servicio del puerto **vía ferrocarril** muestran que en los últimos años se está reduciendo la captación de parte del tráfico por carretera hacia este modo, al menos en el movimiento de mercancías de o hacia zonas alejadas del hinterland portuario, siendo este modo más económico y menos contaminante pero que requiere de unas infraestructuras especializadas con conexiones dedicadas en los puertos y por tanto un compromiso de todos los actores implicados (ADIF, operadores, cargadores, Autoridades Portuarias, etc.) para apostar decididamente por él.

En este sentido se están llevando a cabo iniciativas impulsadas por el Ministerio de Transportes, Movilidad y Agenda Urbana para el desarrollo de convenios de conexión y dotaciones presupuestarias específicas. Cabe reseñar la articulación del **Fondo de Accesibilidad Terrestre Portuaria**, creado por el Real Decreto Ley 8/2014, que ha permitido programar inversiones, en su mayor parte ferroviarias, con las cuales está previsto resolver importantes cuellos de botella en la red de infraestructuras que afectan a itinerarios con origen-destino en los puertos.

Destacar por otra parte que el transporte ferroviario de mercancías en los puertos representa aproximadamente el 60 % de todo el tráfico ferroviario de mercancías en España.

*destined for **import-export**, which have decreased by 0.9 %, and containers in **transit**, which have increased by 1.5 % in 2019, thanks, among other causes, to the attraction of new regular maritime services in several Port Authorities.*

#### **Vessels**

*(170.9 thousand units / +2.3 %)  
(2,391,607 thousand GTs / +3.8 %)*

*In line with the increase in freight traffic in 2019, there has been an increase in the number of **calls for ships** entering our ports (2.3 %), with an increase in the number of **GTs** (3.8 %), implying a larger size of vessels. It is common to see mega-vessels (about 400 m in length and with a capacity of about 18,000 TEUs) calling at some of our ports. Ferry movements have also increased thanks to the new lines.*

#### **Passengers**

*(37,607 thousand units / +4.2 %)  
(10,665 thousands of cruise passengers / +4.9 %)*

*In 2019, 4.2 % more passengers have travelled through our ports, whether by **regular line** or **cruise ship**, with the latter representing almost 11 million passengers, higher figures to those of 2018 (4.9 % more), and therefore consolidating the tourist interest of our country access by sea. Total passenger numbers have increased thanks to reduction in taxes of the non-peninsular ports and Strait of Gibraltar Operation Crossing.*

#### **Railway**

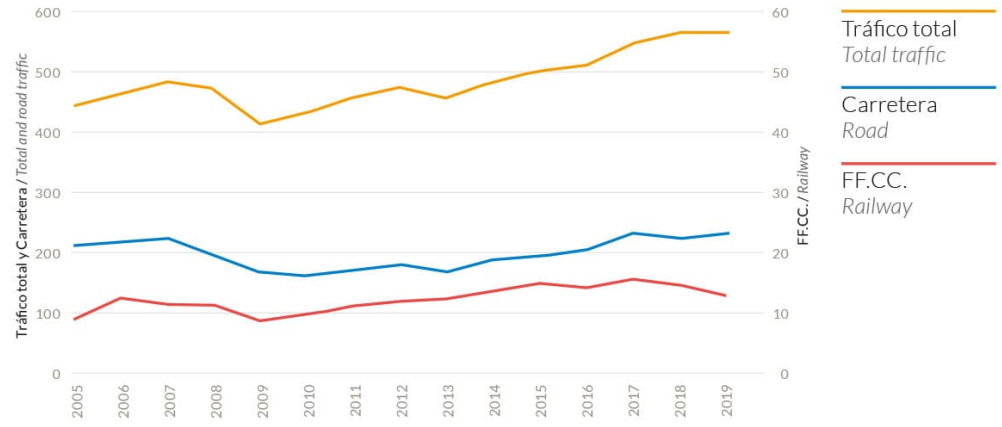
*(12.8 million tonnes / -12.6 %)*

*Data on traffic entering or leaving the service area of the port **via railways** show that progress is being made in capturing part of the road traffic towards this mode, at least in the movement of goods from or to areas far from the port hinterland, being this mode more economical and less polluting but which requires specialised infrastructures with dedicated connections in the ports and therefore a commitment of all the actors involved (ADIF, operators, shippers, Port Authorities, etc.) to make a firm bet on it.*

*In this regard, initiatives are being carried out by the Ministry of Transport, Mobility and Urban Agenda to develop connection agreements and specific budget allocations. It is worth mentioning the articulation of the **Ports Land Accessibility Fund**, created by Royal Decree-Law 8/2014, which has made it possible to program investments, mostly in railways, with which it is planned to resolve important bottlenecks in the infrastructure network that affect routes with origin-destination in ports.*

*It should also be noted that rail freight transport in ports accounts for more than 60 % of all rail freight traffic in Spain.*

**Tráfico terrestre de entrada o salida del puerto / Land traffic entering or leaving the port**  
(en millones de toneladas / million tonnes)





### 1. Introduction and analysis

#### 1.1. Traffic analysis

##### 1.1.1. Most significant data

##### 1.1.2. Import-export traffic analysis

##### 1.1.3. Analysis by type of cargo

#### 1.1.4. Most significant data by Port Authorities

##### 1.1.5. Analysis by Port Authorities

#### 1.2. Investments analysis

### 1.1.4. Datos más significativos por Autoridades Portuarias

#### *Most significant data by Port Authorities*

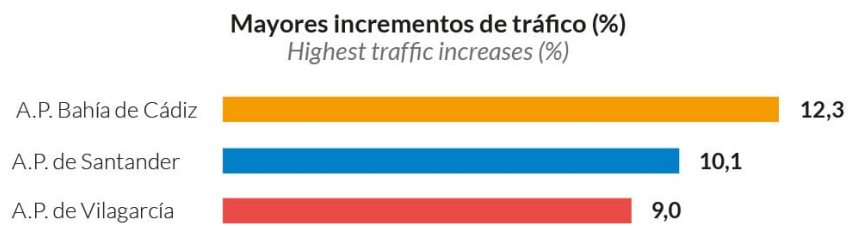
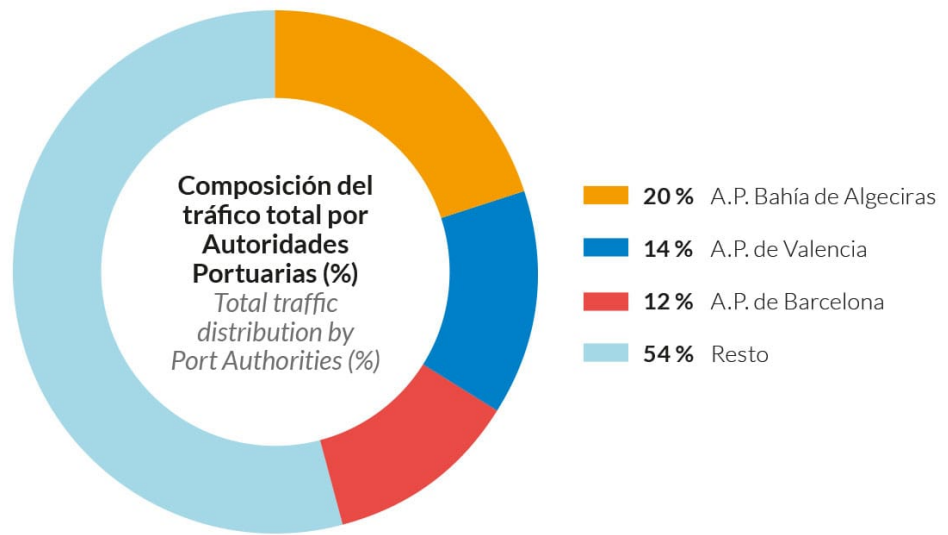
Por Autoridades Portuarias, el dato de tráfico total se desglosa de la siguiente forma:

*By Port Authorities, the total traffic data is broken down as follows:*

| Autoridades Portuarias<br><i>Port Authorities</i> | 2018               | 2019               | % Var.     |
|---|--------------------|--------------------|------------|
| A coruña  | 15.703.803         | 13.696.828         | -12,8      |
| Alicante  | 3.191.163          | 2.919.012          | -8,5       |
| Almería   | 7.060.555          | 5.639.604          | -20,1      |
| Avilés  | 5.024.863          | 5.146.026          | 2,4        |
| Bahía de Algericas                                | 107.361.029        | 109.415.052        | 1,9        |
| Bahía de Cádiz                                    | 3.955.515          | 4.443.392          | 12,3       |
| Baleares  | 16.453.613         | 16.812.167         | 2,2        |
| Barcelona   | 67.756.258         | 67.693.385         | -0,1       |
| Bilbao  | 35.695.401         | 35.561.022         | -0,4       |
| Cartagena   | 33.941.690         | 34.282.141         | 1,0        |
| Castellón   | 21.137.627         | 20.720.852         | -2,0       |
| Ceuta   | 2.448.438          | 2.501.972          | 2,2        |
| Ferrol-San Cibrao                                 | 13.707.823         | 11.183.384         | -18,4      |
| Gijón   | 19.699.445         | 17.392.019         | -11,7      |
| Huelva  | 32.966.864         | 33.813.726         | 2,6        |
| Las Palmas  | 26.974.184         | 26.690.343         | -1,1       |
| Málaga  | 3.320.198          | 3.589.995          | 8,1        |
| Marín y Ría de Pontevedra                         | 2.541.733          | 2.471.707          | -2,8       |
| Melilla   | 873.528            | 863.501            | -1,1       |
| Motril  | 2.852.896          | 2.775.518          | -2,7       |
| Pasaia  | 3.138.321          | 3.244.922          | 3,4        |
| Santa Cruz de Tenerife                            | 13.051.755         | 13.094.034         | 0,3        |
| Santander   | 5.984.392          | 6.586.233          | 10,1       |
| Sevilla   | 4.436.320          | 4.393.664          | -1,0       |
| Tarragona   | 32.084.325         | 32.802.075         | 2,2        |
| Valencia  | 76.621.101         | 81.063.555         | 5,8        |
| Vigo  | 4.362.465          | 4.387.209          | 0,6        |
| Vilagarcía  | 1.211.306          | 1.320.702          | 9,0        |
| <b>TOTAL</b>                                      | <b>563.556.611</b> | <b>565.504.040</b> | <b>0,2</b> |

En términos absolutos podemos resaltar que la Autoridad Portuaria con mayor movimiento de mercancías en 2019 ha sido una vez más la de la Bahía de Algeciras, superando otra vez el hito de los 100 millones de toneladas (109,4 en concreto), seguida de la Autoridad Portuaria de Valencia, con 81,1 millones y la de Barcelona, con 67,7 millones, totalizando entre las tres 258,2 millones de toneladas, lo cual supone un 46 % del total del tráfico.

*In absolute terms we can highlight that the Port Authority with the highest movement of goods in 2019 has been again Bahía de Algeciras, exceeding the milestone of 100 million tonnes (109.4 in particular), followed by the Port Authority of Valencia, with 81.1 million and Barcelona, with 67.7 million, totalling 258.2 million tonnes and representing 46 % of total traffic.*



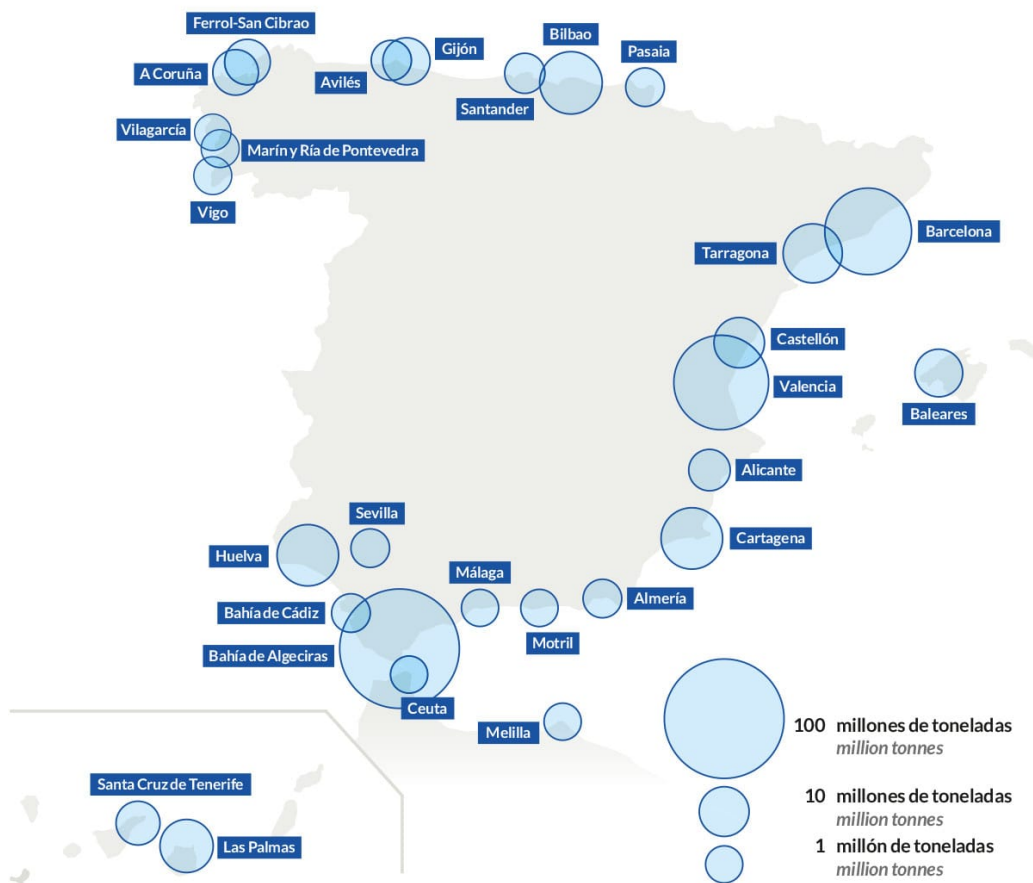
**En términos relativos** hay que significar el importante incremento del tráfico de la Autoridad Portuaria de Bahía de Cádiz, un 12,3 % más que el año anterior, mientras que las de Santander y Vilagarcía han aumentado un 10,1 y 9,0 % respectivamente.

*In relative terms* note the significant increase in traffic from the Port Authority of Bahía de Cádiz, a 12.3 % more than the previous year; while as Santander and Vilagarcía have increased by 10.1 and 9.0 % respectively.

**Geográficamente**, la distribución del tráfico se representa de la siguiente forma:

*Geographically*, the traffic distribution is represented as follows:

**Tráfico total por Autoridades Portuarias en el último año**  
*Total traffic by Port Authorities during last year*

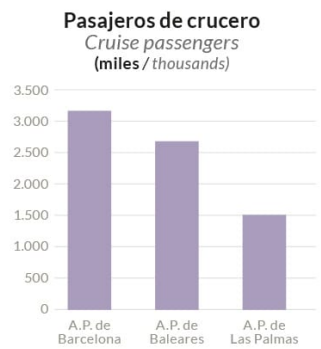
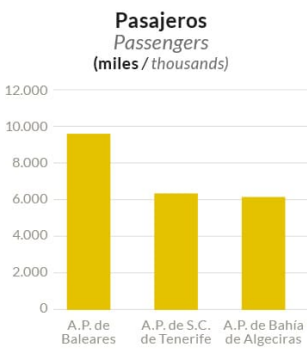
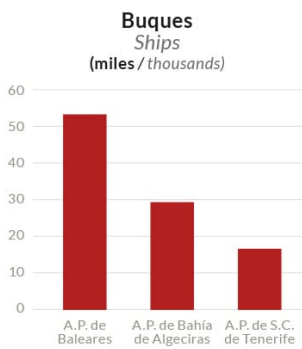
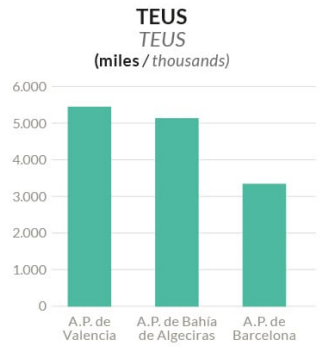
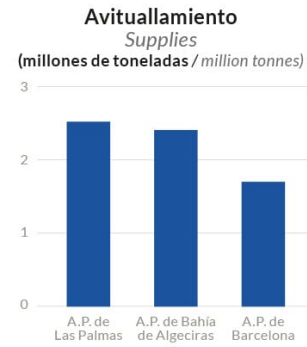
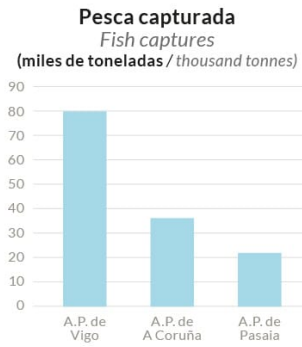
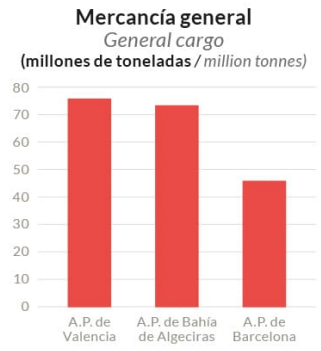
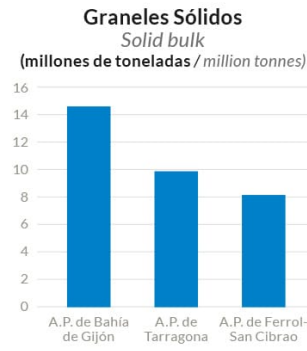
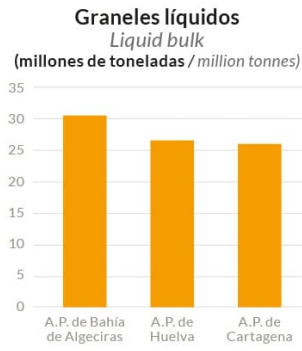


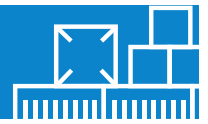
Por tipo de tráfico y otros datos, las Autoridades Portuarias con más movimiento en cada uno de ellos son:

*Below are shown, by the type of cargo and other data, the busiest Port Authorities in each of them.*



## Autoridades Portuarias con más movimiento por tipo de tráfico y otros datos Port Authorities with highest traffic by type and other data





1. Introduction and analysis

1.1. Traffic analysis

1.1.1. Most significant data

1.1.2. Import-export traffic analysis

1.1.3. Analysis by type of cargo

1.1.4. Most significant data by Port Authorities

1.1.5. Analysis by Port Authorities

1.2. Investments analysis

### 1.1.5. Análisis por Autoridades Portuarias *Analysis by Port Authorities*

En el siguiente apartado se describen los tráficos más relevantes **por Autoridad Portuaria**. Se puede ampliar esta información en cada una de las Memorias publicadas por las propias Autoridades Portuarias.

**A Coruña:** el puerto ha movido este ejercicio casi 14 millones de toneladas de mercancías. Importante descenso de los graneles sólidos (-28 %), principalmente por la paralización de Alcoa y la central térmica de Meirama. La mercancía general también ha disminuido (por el menor movimiento de cajones y granito en bloque) así como los graneles líquidos (reducción del tráfico de productos petrolíferos refinados).

**Alicante:** con cifras totales inferiores a las del año anterior (alrededor de los 3 millones de toneladas), la mercancía general ro-ro disminuye de forma notable mientras que la mercancía en contenedor se incrementa, siendo las mercancías más importantes el cemento, el mármol y el papel. El tráfico de graneles líquidos disminuye considerablemente debido a que desaparece el tráfico de betunes y asfaltos naturales mientras que los graneles sólidos descienden por la reducción de los que no utilizan instalación especial.

**Almería:** el tráfico total de mercancías movidas en los puertos gestionados por esta Autoridad Portuaria ha experimentado un descenso del 20 % (menos de 6 Mt). Destacan el cemento y clínker, que duplican su movimiento, y el importante descenso del carbón por la nueva normativa de descarbonización en el apartado de graneles sólidos. Crecen los productos siderúrgicos, abonos, productos alimentarios y materiales de construcción en la mercancía general. Los pasajeros con Melilla, Marruecos y Argelia aumentan pero disminuyen los cruceros.

**Avilés:** el tráfico volvió a superar los 5 millones de toneladas. En graneles líquidos aumentaron las operaciones de ácido sulfúrico y alquitranes que compensan las disminuciones de amoníaco y aceite de antraceno. Disminuyeron los graneles sólidos por el coque y el concentrado de zinc. La mercancía general creció principalmente por los productos siderúrgicos. Las escalas disminuyeron así como las GT de los barcos.

**Bahía de Algeciras:** ha cerrado el ejercicio de nuevo por encima de los 100 millones de toneladas (109 millones). Destaca el crecimiento de la mercancía general, aunque descendieron los graneles sólidos por el menor tráfico de carbón y materias primas. Se produjo récord en movimiento de contenedores y pasajeros, que siguen evolucionando positivamente en las conexiones del Estrecho (Algeciras-Tánger Med y Algeciras-Ceuta). En esas líneas se apreció además un incremento en el tráfico ro-ro por el progresivo y continuo desarrollo económico del norte de Marruecos y la efectividad en la ordenación de las operaciones. El bunkering continúa descendiendo. Las escalas también superan su mayor dato. Y el tráfico ferro-portuario también aumentó.

*The following section highlights the most relevant traffic by Port Authority. This information may be expanded in each of the Reports published by the Port Authorities themselves.*

*A Coruña: the port has moved almost 14 million tonnes of goods this year. Significant fall in solid bulks (-28 %), mainly due to the shutdown of Alcoa and the Meirama thermal power station. General cargo has also decreased (due to less movement of crates and block granite) as well as liquid bulk (reduction in traffic of refined oil products).*

*Alicante: with total figures lower than those of the previous year (around 3 million tonnes), general ro-ro cargo decreases significantly while containerised cargo increases, being the most important goods cement, marble and paper. The traffic of liquid bulks decreases considerably due to the disappearance of the traffic of bitumen and natural asphalts while solid bulks decrease due to the reduction of those not using special installations.*

*Almería: the total traffic of goods handled in the ports managed by this Port Authority has experienced a drop of 20 % (less than 6 Mt). Of particular note are cement and clinker, which have doubled their movement, and the important decrease in coal due to the new decarbonisation regulations in the section of solid bulks. Steel products, fertilisers, food products and construction materials in general cargo are on the increase. Passengers with Melilla, Morocco and Algeria increase but cruise ships decrease.*

*Avilés: traffic again exceeded 5 million tonnes. In liquid bulks, sulphuric acid and tar operations increased to compensate for decreases in ammonia and anthracene oil. Solid bulks for coke and zinc concentrate decreased. General cargo grew mainly due to steel products. Scales decreased as well as the GTs of the ships.*

*Bahía de Algeciras: closed the year again at over 100 million tonnes (109 million). The growth in general cargo is noteworthy, although solid bulks fell due to lower traffic of coal and raw materials. There was a record number of container and passenger movements, which continue to evolve positively on the Strait connections (Algeciras-Tangiers Med and Algeciras-Ceuta). An increase in ro-ro traffic was also recorded on these lines owing to the progressive and continuous economic development of northern Morocco and the effectiveness of the organisation of operations. Bunker traffic continues to decline. The stopovers also exceed its highest figure. And rail-port traffic also increased.*

**Bahía de Cádiz:** el tráfico total ha crecido considerablemente, hasta alcanzar prácticamente los 4,5 millones de toneladas (+12 %). Se han compensado los aumentos de graneles líquidos (productos bituminosos y biocombustibles) y sólidos (azúcar y cereales) con el descenso en mercancía general (por la supresión de un servicio semanal, aunque se prevé la entrada en servicio de una nueva línea de contenedores con Canarias). El tráfico ro-ro con Canarias descendió. Los pasajeros de crucero han crecido por el mayor tamaño de los buques, aunque los de cabotaje con Canarias han descendido ligeramente. La pesca ha descendido pero su valor en lonja ha aumentado.

**Baleares:** entre todos los puertos de las Islas Baleares casi se han alcanzado los 17 millones de toneladas lo que supone un nuevo récord histórico. Esto ha sido gracias al incremento de la mercancía general (bienes de consumo). Los graneles líquidos (combustibles para la automoción y centrales térmicas) y los graneles sólidos (carbón, cereales y materiales de construcción) han disminuido. Los pasajeros de línea regular han crecido, destacando el aumento del puerto de Maó. En cruceros se ha alcanzado un nuevo récord debido a la mayor capacidad de este tipo de buques.

**Barcelona:** se han registrado más de 67 millones de toneladas, prácticamente igual a la cifra récord conseguida en 2018. La mercancía general sufrió un descenso por la caída de las importaciones, aunque se incrementó el tráfico marítimo de corta distancia. Destacan los productos químicos, productos alimenticios, papel y pasta, automóviles y sus piezas, maquinaria y recambios. Los graneles líquidos registraron récords de actividad, tanto por los tránsitos como por las importaciones de gasóleo y biocombustibles. Los sólidos descendieron por las exportaciones de cemento e importaciones de habas de soja. El tráfico de pasajeros marcó otro récord histórico, tanto el de línea regular como el de cruceros.

**Bilbao:** el tráfico se ha mantenido alrededor de los 36 millones de toneladas. Se han reducido los graneles líquidos por la parada de la refinería pero se han duplicado las importaciones de gas natural. Se han consolidado las autopistas del mar para el transporte de mercancías hacia Bélgica y Reino Unido. De hecho, el tráfico con Reino Unido hace que este sea el puerto español con más tráfico con este país. La mercancía general convencional se ve afectada por la menor actividad del sector siderúrgico del País Vasco. Pero en los sólidos han sufrido menos la caída que en el resto de puertos. La cifra de pasajeros se ha reducido debido a la disminución de los servicios del ferry por la revisión de la flota y los temporales y a un menor número de escalas de cruceros. El tráfico de mercancías por ferrocarril ascendió otro año más gracias a las mejoras en la intermodalidad.

**Cartagena:** durante 2019 el puerto consolida su cifra de mercancías y se sitúa por encima de los 34 millones de toneladas, el segundo mejor registro de su historia. En graneles sólidos han subido especialmente las mercancías agroalimentarias y alimentarias por la mayor competitividad en precios y calidad de servicios; en graneles líquidos han aumentado el petróleo, gasoil y fueloil y crece considerablemente el GNL; la mercancía general se mantiene similar a la del año pasado, siendo el principal puerto importador. Respecto a cruceros cerró el año con un número mayor al previsto.

**Castellón:** se ha consolidado el tráfico alrededor de los 21 millones de toneladas, debido fundamentalmente al récord experimentado por los graneles líquidos (crudo de petróleo, biodiesel y ácido sulfúrico). Los sólidos han descendido, compensando las subidas de arcillas, cereales y fosfatos con los descensos de feldespato,

*Bahía de Cádiz: total traffic has grown considerably, reaching almost 4.5 million tonnes (+12 %). The increases in liquid bulk (bituminous products and biofuels) and solid bulk (sugar and cereals) have been compensated by the decrease in general cargo (due to the abolition of a weekly service, although a new container line with the Canary Islands is expected to enter into service). Ro-Ro traffic with the Canary Islands fell. Cruise passengers have increased due to the larger size of vessels, although cabotage with the Canary Islands has decreased slightly. Fishing has decreased but its market value has increased.*

*Baleares: all the ports of the Balearic Islands almost reached 17 million tonnes, which is a new historical record. This has been thanks to the increase in general cargo (consumer goods). Liquid bulks (fuels for automobiles and thermal power stations) and solid bulks (coal, cereals and construction materials) have decreased. Regular line passengers have grown, with the increase in the port of Maó being particularly noteworthy. A new record has been reached in cruise ships due to the higher capacity of this type of vessels.*

*Barcelona: more than 67 million tonnes have been recorded, almost equal to the record figure achieved in 2018. General cargo declined due to falling imports, although short sea shipping increased. Highlights include chemicals, food products, paper and pulp, cars and their parts, machinery and spare parts. Liquid bulks recorded records of activity, both in terms of transit and imports of diesel and biofuels. Solids declined due to cement exports and soybean imports. Passenger traffic set another historical record, both for regular lines and cruise ships.*

*Bilbao: traffic has remained at around 36 million tonnes. Liquid bulks have been reduced due to the refinery shutdown but natural gas imports have doubled. The motorways of the sea for the transport of goods to Belgium and the United Kingdom have been consolidated. In fact, traffic with the United Kingdom makes this the Spanish port with the most traffic with this country. Conventional general cargo is affected by the reduced activity of the steel sector in the Basque Country. But in the solid ones they have suffered less of a fall than in the rest of the ports. The number of passengers has been reduced due to the decrease in ferry services due to the review of the fleet and the storms and to a lower number of cruise calls. Rail freight traffic rose for another year thanks to improvements in intermodality.*

*Cartagena: during 2019, the port will consolidate its figure of goods and will be above 34 million tonnes, the second best record in its history. In solid bulks, the agricultural and food goods have increased especially due to the greater competitiveness in prices and quality of services; in liquid bulks, the oil, gasoil and fuel oil have increased and the LNG has grown considerably; the general cargo remains similar to last year, being the main importing port. With respect to cruise ships, it closed the year with a higher number than expected.*

*Castellón: traffic was consolidated at around 21 million tonnes, mainly due to the record experienced by liquid bulks (crude oil, biodiesel and sulphuric acid). Solids decreased, compensating for the increases in clays, cereals and phosphates with decreases in feldspar, kaolin and coke. General cargo has decreased (citrus fruits and*

caolín y coque. La mercancía general ha disminuido (cítricos y tableros, a pesar del aumento en fritas, esmaltes y carbonatos). Los TEU han disminuido aunque han crecido los contenedores en tránsito. El tráfico ro-ro ha descendido como consecuencia del aumento del porcentaje de graneles en el tráfico total.

**Ceuta:** el tráfico sigue alrededor de los 2,5 millones de toneladas, influenciado por la coyuntura del tránsito fronterizo. Los graneles líquidos (principalmente productos petrolíferos de abastecimiento a Ceuta y combustibles para el avituallamiento a buques) reflejaron un aumento gracias a las descargas del exterior. En graneles sólidos se redujo el tráfico significativamente al estar vinculado a la importación de cemento y áridos para la construcción. En cuanto a mercancía general, hubo una menor actividad por las obras de reforma del acceso a la frontera. El avituallamiento aumentó de forma importante gracias al bunkering y suministro de agua. El tonelaje promedio de los buques sigue creciendo y los pasajeros aumentaron gracias a las mejoras de las bonificaciones a los residentes y los programas de fidelización turística para no residentes.

**Ferrol-San Cibrao:** el tráfico total superó los 11 millones de toneladas pero supuso un descenso del 18 %. La bajada del tráfico de carbón para la central térmica de As Pontes y del tráfico de bauxita para Alcora en San Cibrao han sido los principales detonantes. En contraposición, destaca la evolución positiva del movimiento de gas natural, aceites y el tráfico de madera. Además, el tráfico de aerogeneradores también experimentó un descenso. En referencia a los buques, señalar la bajada tanto en número de escalas como en GT debido también a los graneles sólidos.

**Gijón:** el año se cierra con más de 17 millones de toneladas movidas, pero implica una pérdida del 12 % debido al descenso de los tráficos de importación de carbón térmico para las centrales térmicas de Asturias y el norte de León y la menor producción de arrabio. La mercancía general crece por el tráfico de productos siderúrgicos y los contenedores.

**Huelva:** el puerto ha cerrado el ejercicio con un tráfico total récord de casi 34 millones de toneladas gracias a la adaptación de su gestión a la nueva evolución de los mercados y potenciado las exportaciones. Aumentan los graneles líquidos (sobre todo en gas natural y crudo de petróleo) y la mercancía general (apostando por la multimodalidad y la apertura de nuevas líneas con Canarias, norte de Europa y norte de África) mientras disminuyen los graneles sólidos (debido a una minoración sustancial del tráfico sin instalación especial y las obras en algunos muelles). El tráfico ro-ro y los pasajeros de crucero aumentaron de forma considerable.

**Las Palmas:** con casi 27 millones de toneladas movidas, se aproxima al mayor tráfico de la historia de la Autoridad Portuaria registrado en el año 2017 aunque desciende con respecto a 2018, siendo el tránsito internacional de contenedores el motor principal de la actividad portuaria. Las caídas de los graneles sólidos y la mercancía general han provocado el descenso del tráfico y, en menor medida, el avituallamiento, por algunos contratiempos con los operadores. Continúan al alza el tráfico de productos petrolíferos, y la mercancía general convencional, los pasajeros, los de cruceros y los de línea regular, entre otros factores, por las bonificaciones.

**Málaga:** con un tráfico superior al del año pasado (3,5 millones de toneladas, un 8 % más), gracias a la mercancía general como consecuencia del aumento de las mercancías en contenedor y a los vehículos de import/export (consecuencia de la incorporación de un nuevo servicio marítimo). Los graneles líquidos han aumentado por el incremento de melazas y aceites

*boards, despite the increase in frits, glazes and carbonates). TEUs has decreased although the number of containers in transit has increased. Ro-ro traffic has decreased as a consequence of the increase in the percentage of bulk in the total traffic.*

*Ceuta: traffic continues to be around 2.5 million tonnes, influenced by the situation of border traffic. Liquid bulks (mainly oil products for supply to Ceuta and fuel for ships) increased thanks to discharges from abroad. Solid bulk traffic was significantly reduced as it was linked to the import of cement and aggregates for construction. In terms of general cargo, there was less activity due to border access reform works. Supplies increased significantly due to bunkering and water supply. The average tonnage of ships continues to grow and passengers increased thanks to improvements in resident allowances and tourist loyalty programmes for non-residents.*

*Ferrol-San Cibrao: total traffic exceeded 11 million tonnes but was down 18 %. The drop in coal traffic for the As Pontes power station and in bauxite traffic for Alcora in San Cibrao were the main triggers. In contrast, the positive evolution of the movement of natural gas, oils and wood traffic stands out. In addition, the traffic of wind turbines also experienced a decrease. In reference to ships, it is worth noting the decrease in both the number of calls and in GT due to solid bulks.*

*Gijón: the year closes with more than 17 million tonnes moved, but implies a loss of 12 % due to the drop in thermal coal import traffic for thermal power stations in Asturias and the north of León and the lower production of pig iron. General cargo is growing due to the traffic of steel products and containers*

*Huelva: the port closed the year with a record total traffic of almost 34 million tonnes thanks to the adaptation of its management to the new evolution of the markets and the strengthening of exports. Liquid bulks (above all in natural gas and crude oil) and general cargo increased (betting on multimodality and the opening of new lines with the Canary Islands, Northern Europe and Northern Africa) while solid bulks decreased (due to a substantial reduction in traffic without special installations and works on some docks). Ro-Ro traffic and cruise passengers increased considerably.*

*Las Palmas: with almost 27 million tons moved, it is close to the highest traffic in the history of the Port Authority recorded in 2017 although it drops with respect to 2018, with international container traffic being the main driver of port activity. The fall in solid bulk and general cargo has led to a drop in traffic and, to a lesser extent, in supplies, due to some setbacks with the operators. Oil product traffic continues to rise, as well as conventional general cargo, passengers, cruise ships and regular lines, among other factors, due to subsidies.*

*Málaga: with traffic higher than last year (3.5 million tonnes, up 8 %), thanks to general cargo as a result of the increase in containerised goods and import/export vehicles (as a result of the incorporation of a new maritime service). Liquid bulks have increased due to the increase in molasses and vegetable oils, while fuel and diesel oil have decreased. With regard to solid bulks, it is*

vegetales, mientras que fuel y gasoil disminuyeron. En cuanto a graneles sólidos, hay que destacar el descenso de cemento y clínker por la recuperación del sector de la construcción en España, lo que hace que se destinen al consumo nacional y haya menos exportaciones. Los pasajeros de línea regular con Melilla han aumentado por un nuevo servicio marítimo regular, así como los buques y el tamaño medio de los mismos.

**Marín y Ría de Pontevedra:** no se han alcanzado los 2,5 millones de toneladas debido a los graneles sólidos por la menor demanda interna y los cereales, que son tan importantes en esa Autoridad Portuaria. La mercancía general se ha consolidado, fundamentalmente por el tráfico de contenedores y la pasta de papel, productos siderúrgicos y eólicos. La pesca fresca se ha reducido.

**Melilla:** ligera caída del tráfico (864 mil toneladas) influenciado aún por la coyuntura del tránsito fronterizo con Marruecos. La mercancía general alcanzó una cifra cercana a la del 2018; los graneles líquidos, fundamentalmente petrolíferos y sus derivados se mantienen por el consumo local; los graneles sólidos (principalmente cemento para la construcción) han crecido fuertemente debido a la importación desde la península y las complicaciones fronterizas. Los pasajeros y vehículos no se han visto afectados negativamente, gracias a la mejora de las bonificaciones del precio del billete a los residentes y a la incorporación de buques mejores y de mayor capacidad.

**Motril:** estabilización del tráfico alrededor de los 2,8 millones de toneladas. Ha sido un año de reorganización y asentamiento de tráficos, algunos nuevos, con buques de mayor porte consecuencia directa de la mejora de las infraestructuras. La tendencia al alza de los graneles sólidos se consolida por las biomásas y minerales. Los líquidos sufren un ligero descenso y dentro de la mercancía general, el tráfico ro-ro se consolida con las conexiones con Tánger Med, Melilla, Nador y Alhucemas y aumentan las exportaciones de aerogeneradores. Los pasajeros en líneas regulares se ajustan a la baja por el refuerzo en las conexiones en otros puertos con el norte de África.

**Pasaia:** finalizó el año con más de 3 millones de toneladas (+3 %). El puerto presenta una marcada especialización en productos siderúrgicos (equilibrando las cifras de importación y exportación), automóviles (principalmente para la exportación) y abonos, piensos y cereales. A su vez, la pesca fresca se sitúa en las primeras posiciones de los puertos del sistema gracias a los trabajos de regeneración de la lonja, tras varios años de paralización.

**Santa Cruz de Tenerife:** estabilización del tráfico en los 13 millones de toneladas. Aumento de los graneles líquidos, principalmente gasoil, fueloil, productos químicos y asfaltos. Los graneles sólidos redujeron los movimientos, destacando en ese sentido el cemento y el clínker por la falta de exportaciones y el descenso de los piensos y forrajes. Por parte de la mercancía general, que descendió, crecieron los productos químicos, cemento y pinturas y descendieron frutas, hortalizas y legumbres y productos siderúrgicos.

**Santander:** incremento significativo del tráfico hasta alcanzar los 6,5 millones de toneladas (+10 %) lo que supone volver a los niveles de actividad anteriores a la crisis. En graneles líquidos hubo un fuerte crecimiento de otros productos petrolíferos, y en graneles sólidos destacan los movimientos de cemento, abonos y chatarra. En mercancía general destaca el tráfico ro-ro por el transporte intermodal, sin embargo, el tráfico de automóviles se ha reducido por la menor importación. El uso del ferrocarril se reduce de nuevo, siendo el cemento, automóviles, bioetanol, cereales y carbón las mercancías que más lo utilizan.

*worth noting the decrease in cement and clinker due to the recovery of the construction sector in Spain, which means that they are destined for domestic consumption and there are fewer exports. Regular line passengers with Melilla have increased due to a new regular maritime service, as well as ships and their average size.*

*Marín and Ría de Pontevedra: 2.5 million tonnes have not been reached due to solid bulks due to lower internal demand and cereals, which are so important in this Port Authority. General cargo has been consolidated, mainly due to container traffic and pulp, steel and wind products. Fresh fish has been reduced.*

*Melilla: a slight drop in traffic (864,000 tonnes), still influenced by the situation of border traffic with Morocco. General cargo reached a figure close to that of 2018; liquid bulks, mainly oil and its derivatives, are maintained by local consumption; solid bulks (mainly cement for construction) have grown strongly due to imports from the peninsula and border complications. Passengers and vehicles have not been negatively affected, thanks to improved ticket price subsidies for residents and the incorporation of better and larger capacity vessels.*

*Motril: stabilisation of traffic around 2.8 million tonnes. It has been a year of reorganization and settlement of traffic, some new, with larger ships as a direct result of the improvement of infrastructure. The upward trend in solid bulks is consolidated by biomasses and minerals. Liquids suffered a slight decrease and within general cargo, ro-ro traffic was consolidated with the connections with Tangier Med, Melilla, Nador and Al Hoceima and wind turbine exports increased. Passengers on regular lines adjust to the decline by strengthening the connections in other ports with North Africa.*

*Pasaia: ended the year with more than 3 million tonnes (+3 %). The port is highly specialised in steel products (balancing import and export figures), cars (mainly for export) and fertilisers, animal feed and cereals. In turn, fresh fish is at the top of the list of ports in the system thanks to the regeneration work of the fish market, after several years of stagnation.*

*Santa Cruz de Tenerife: stabilisation of traffic at 13 million tonnes. Increase in liquid bulk, mainly diesel, fuel oil, chemicals and asphalt. Solid bulks reduced movements, with cement and clinker standing out due to the lack of exports and the decrease in feed and fodder. On the part of general cargo, which fell, chemical products, cement and paints grew and fruit, vegetables and vegetables and steel products fell.*

*Santander: significant increase in traffic to 6.5 million tonnes (+10%), which means a return to pre-crisis levels of activity. In liquid bulks there was strong growth in other oil products, and in solid bulks the movements of cement, fertilisers and scrap stand out. In general cargo, ro-ro traffic due to intermodal transport stands out; however, car traffic has been reduced due to lower imports. The use of railways is again reduced, with cement, cars, bioethanol, cereals and coal being the goods which use it most.*

**Sevilla:** leve descenso del tráfico total respecto a 2018 (4,4 millones de toneladas, -1 %). En el capítulo de los graneles líquidos el año 2019 ha sido de recuperación de tráfico, fundamentalmente los aceites y grasas y abonos, aunque se redujeron los productos químicos. En sólidos se ha registrado un importante incremento en cereales y sus harinas, piensos y forrajes y mineral de hierro. En cuanto a la mercancía general, su descenso está motivado por la menor mercancía convencional (productos siderúrgicos) y la disminución de los TEU. Respecto a los pasajeros, se han recuperado las cifras en el número de cruceros así como en el de pasajeros en régimen de transporte.

**Tarragona:** incremento del tráfico hasta casi alcanzar 33 millones de toneladas. En los graneles líquidos encontramos el mayor crecimiento, siendo el petróleo crudo la mercancía con mayor volumen de movimiento, seguido del fueloil y la gasolina. En graneles sólidos el carbón ha descendido notablemente por las políticas de descarbonización y ahora lideran esta forma de presentación los cereales y sus harinas. En cuanto a la mercancía general se han reducido el papel y la pasta y los productos siderúrgicos, a pesar del aumento en automóviles y sus piezas.

**Valencia:** cifra histórica con más de 81 millones de toneladas gracias a los contenedores. Los graneles líquidos aumentaron principalmente por el gas natural, aunque tienen poca participación en el tráfico total. Los graneles sólidos disminuyeron por los cereales y sus harinas a pesar del buen comportamiento de los abonos. La mercancía general en contenedor ascendió por los materiales de construcción elaborados, otros productos alimenticios, productos siderúrgicos y frutas, hortalizas y legumbres y la convencional también gracias a la maquinaria, herramientas y repuestos. Los pasajeros de línea regular a Baleares crecieron mientras que los de Argelia decrecieron. Los pasajeros de crucero crecieron. El número de buques y su capacidad aumentaron.

**Vigo:** el tráfico de mercancías obtuvo la mejor cifra del decenio (4,4 millones de toneladas), destacando el movimiento de vehículos, consolidando al puerto como "hub" de distribución de la automoción. También es una referencia en cuanto a la mercancía general (metales, maderas y piezas de automóviles), aunque disminuyeron el pescado congelado, las conservas, la maquinaria y los materiales de construcción. Los graneles líquidos se redujeron (debido a la retirada de depósitos de gasoil) y los sólidos crecieron (cemento, sobre todo). El puerto sigue liderando la pesca fresca, aunque ha disminuido ligeramente el valor de venta.

**Vilagarcía:** el puerto cerró el año estableciendo un nuevo récord por tercer ejercicio consecutivo con más de 1,3 millones de toneladas (+ 9 %). El mayor incremento correspondió a la mercancía general (tableros y aluminio) y con excelentes resultados en la terminal de contenedores. En graneles sólidos es muy reseñable el incremento de cereales y sus harinas y piensos y forrajes, además de cuarzo y urea. En graneles líquidos, el aceite cerró el ejercicio con un nuevo máximo anual, seguido del metanol y la parafina.

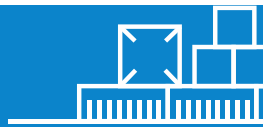
*Sevilla: slight decrease in total traffic compared to 2018 (4.4 million tonnes, -1 %). In the area of liquid bulks, 2019 was a year of recovery of traffic, mainly oils and fats and fertilisers, although chemical products were reduced. In solids, there has been a significant increase in cereals and their flours, feed and fodder and iron ore. With regard to general cargo, its decrease is due to the lower conventional cargo (steel products) and the decrease in TEUs. With regard to passengers, the figures for cruise ships and passengers on transport have recovered.*

*Tarragona: increase in traffic to almost 33 million tonnes. In liquid bulks we find the greatest growth, with crude oil being the commodity with the highest volume of movement, followed by fuel oil and petrol. In solid bulks, coal has decreased notably due to decarbonisation policies and now cereals and their flours lead this form of presentation. As far as general cargo is concerned, paper and pulp and steel products have been reduced, despite the increase in cars and their parts.*

*Valencia: historical figure with more than 81 million tons thanks to the containers. Liquid bulk increased mainly because of natural gas, although it has little share in the total traffic. Solid bulks decreased because of cereals and their flours despite the good performance of fertilizers. General containerised cargo increased due to processed construction materials, other foodstuffs, steel products and fruit, vegetables and pulses, and conventional cargo also thanks to machinery, tools and spare parts. Regular line passengers to the Balearic Islands increased while those to Algeria decreased. Cruise passengers increased. The number of ships and their capacity increased.*

*Vigo: freight traffic obtained the best figure of the decade (4.4 million tonnes), with vehicle movement standing out, consolidating the port as a "hub" for automotive distribution. It is also a benchmark for general cargo (metals, wood and car parts), although frozen fish, canned goods, machinery and construction materials all declined. Liquid bulks decreased (due to the withdrawal of diesel tanks) and solid bulks increased (mainly cement). The port continues to lead in fresh fish, although the sales value has decreased slightly.*

*Vilagarcía: the port closed the year by setting a new record for the third consecutive year with over 1.3 million tonnes (+ 9 %). The biggest increase was in general cargo (boards and aluminium) and with excellent results in the container terminal. In solid bulks, the increase in cereals and their flours and feeds and fodder, as well as quartz and urea, is very noteworthy. In liquid bulks, oil closed the year with a new annual maximum, followed by methanol and paraffin.*



INTRODUCTION AND ANALYSIS > Investments analysis

1. Introduction and analysis

1.1. Traffic analysis

1.2. Investments analysis

### 1.2. Análisis de las inversiones

*Investments analysis*

El Sistema Portuario de Titularidad Estatal ha alcanzado en 2019 un volumen de inversión de **352,101** millones de euros (en devengos), centrándose fundamentalmente en actuaciones en actividades logísticas, equipamiento e instalaciones, seguidas de actuaciones para la modernización de infraestructuras y aumento de la capacidad portuaria.

Del total de adquisiciones de inmovilizado en el ejercicio 2019, corresponden **297,756** millones de euros a inmovilizado material, **9,406** millones de euros a inmovilizado intangible y **44,94** millones de euros a inmovilizado financiero.

La cifra global invertida se clasifica por su finalidad como:

*The State-owned port system has reached in 2019 a volume of investment of 352.101 million euros (in accrual basis), mainly focused in investment in logistic activities, equipment and facilities, followed by modernisation of infrastructure and port capacity building.*

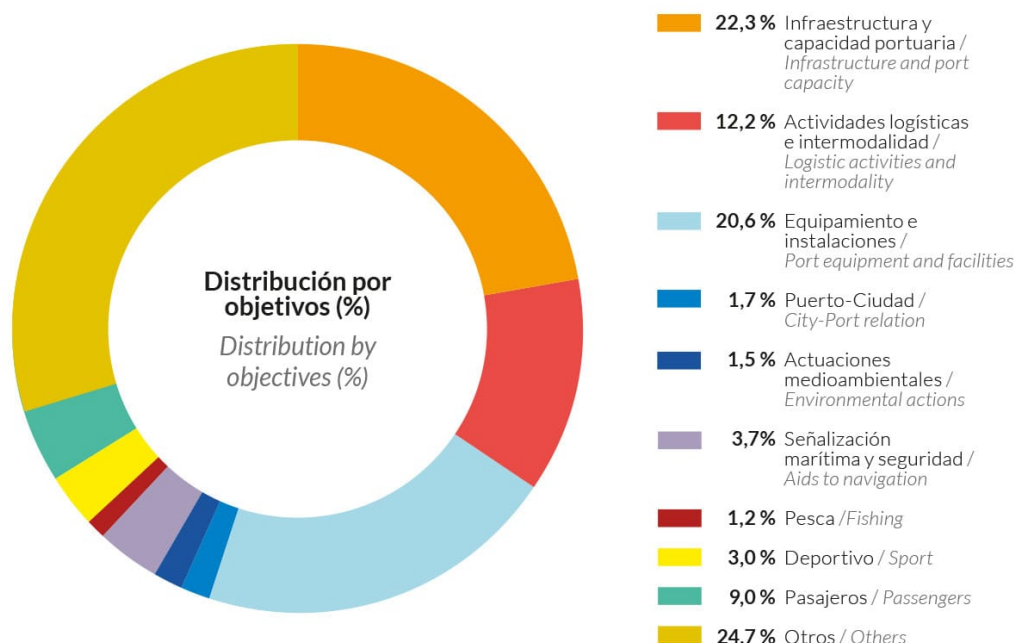
*Of the total acquisition of fixed assets in exercise 2019, 297.756 million euros correspond to tangible assets, 9.406 million euros to intangible assets and 44.94 million euros to financial assets.*

*The invested overall figure is classified by its purpose as follows:*

|   |                |
|---|----------------|
| Infraestructuras y capacidad portuaria<br><i>Infrastructure and port capacity</i>                             | 22,3 %         |
| Actividades logísticas, equipamiento e instalaciones<br><i>Logistics activities, equipment and facilities</i> | 32,8 %         |
| Puerto ciudad y medio ambiente<br><i>Port-City and environment</i>  | 3,2 %          |
| Instalaciones de pesca<br><i>Fishery facilities</i>   | 1,2 %          |
| Pasajeros<br><i>Passengers</i>  | 9,0 %          |
| Otros<br><i>Other assets</i>  | 31,5 %         |
| <b>TOTAL</b>  | <b>100,0 %</b> |

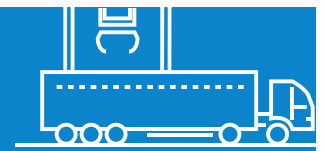
Dentro del apartado "Otros" se engloba la inversión financiera, suponiendo un 12,8 % del total.

*The financial investment is included under the item 'Other assets', amounting for 12.8 % of the total.*









CHARACTERISTICS OF THE PORTS > Geographical and general conditions

2. Characteristics of the ports

2.1. Geographical and general conditions

2.2. Water areas (hectares)

2.3. Geographical and general conditions

2.4. Ship's yards

2.5. Cranes (number)

2.6. Tugs (number)

2.7. Aids to navigation

**2.1. Determinantes geográficos y condiciones generales**  
*Geographical and general conditions*

| Autoridades portuarias<br>Port authorities | SITUACIÓN<br>SITUATION |                     | VIENTOS<br>WINDS      |                       | Máxima altura de la ola (m)<br>Maximum wave height (m) | Máxima carrera de marea (m)<br>Maximum Tide range (m) | LIMITACIONES DE ENTRADA<br>ENTRANCE CONDITIONS |                        |                       |                        | Corriente controlada (nudos)<br>Recorded current (knots) |
|--|------------------------|---------------------|-----------------------|-----------------------|--|---|--|------------------------|-----------------------|------------------------|--|
|  | Longitud<br>Longitude  | Latitud<br>Latitude | Reinante<br>Prevalent | Dominante<br>Dominant |  |   | CANAL<br>CHANNEL                               |                        | BOCA<br>MOUTH         |                        |  |
|  |                        |                     |                       |                       |  |   | Ancho (m)<br>Width(m)                          | Calado (m)<br>Depth(m) | Ancho (m)<br>Width(m) | Calado (m)<br>Depth(m) |  |
| A Coruña                                   | 8°23'O                 | 43°21'N             | S                     | SSO                   | 10,47  | 4,50  | 600 <sup>(1)</sup>                             | 23,5 <sup>(1)</sup>    | 800                   | 21,0                   | -  |
| A Coruña (Puerto Exterior Langosteira)     | 8°31'O                 | 43°21'N             | NE                    | SO                    | 12,54  | 4,50  | 400,00   | 22,50                  | 520                   | 22,5                   | 0,43   |
| Alicante                                   | 0°29,26'O              | 38°20,17'N          | E7°S                  | E7°S                  | 6,82   | -   | 500,00   | 15,00                  | 330                   | 14,5                   | -  |
| Almería                                    | 2°28'O                 | 36°50'N             | SO                    | SO                    | 4,75   | 0,63  | 200,00   | 13,00                  | 300                   | 13,0                   | -  |
| Carboneras Holcim (España) S.A.            | 1°53'O                 | 36°58'N             | SO                    | SO                    | 7,10   | 0,39  | -  | -                      | 320                   | 17,0                   | -  |
| Carboneras Endesa Generación S.A.          | 1°54'O                 | 36°59'N             | O/SO                  | EN                    | 7,10   | 0,39  | -  | -                      | 490                   | 19,0                   | -  |
| Avilés                                     | 5°56'O                 | 43°35'N             | NO                    | NO                    | 9,03   | 4,99  | 103,00   | 12,75                  | 223-103               | 12,8                   | 2,25   |
| Bahía de Algeciras                         | 5°26'O                 | 36°08'N             | NO                    | SE                    | 5,80   | 1,23  | -  | -                      | 665                   | 16 <sup>(9)</sup>      | 3,00   |
| Tarifa                                     | 5°36'O                 | 36°07'N             | NO y E                | NO y E                | 4,00   | 1,60  | 185,00   | 10,00                  | 100                   | 7,0                    | -  |
| Cádiz                                      | 6°17'O                 | 36°32'N             | E/SE                  | E/SE                  | 5,50   | 3,67  | 250,00   | 13,00                  | 300                   | 11,5                   | 2,00   |
| Zona Franca                                | 6°15'O                 | 36°30'N             | E/SE                  | E/SE                  | 5,50   | 3,67  | 150,00   | 9,00                   | 160                   | 8,5                    | 2,00   |
| Cabezuela - Puerto Real                    | 6°15'O                 | 36°31'N             | E/SE                  | E/SE                  | 5,50   | 3,67  | 250,00   | 13,00                  | -                     | -                      | -  |
| El Puerto de Sta. María                    | 6°14'O                 | 36°35'N             | OSO y ONO             | E/SE                  | 5,00   | 3,67  | 80,00  | 3,00                   | 100                   | 3,0                    | 2,00   |
| Palma de Mallorca                          | 2°38,4'E               | 39°33,7'N           | S y SO                | S y SO                | -  | 0,80  | -  | -                      | 790                   | 16,0                   | -  |
| Alcudia                                    | 3°08,2'E               | 39°50'N             | S                     | E                     | -  | 0,80  | -  | -                      | 220                   | 7,0                    | -  |
| Mahón                                      | 4°18,8'E               | 39°52'N             | SO                    | NE                    | -  | 0,80  | 180,00   | 15,00                  | 180                   | 15,0                   | -  |
| Ibiza                                      | 1°26,5'E               | 38°54,6'N           | O                     | SE                    | -  | 0,80  | -  | -                      | 220                   | 8,5                    | -  |
| La Sabina                                  | 1°25'E                 | 38°44'N             | O                     | SE                    | -  | 0,80  | -  | -                      | 150                   | 5,0                    | -  |
| Barcelona                                  | 2°10'E                 | 41°21'N             | SO                    | NE                    | 4,50   | 1,25  | 926 <sup>(10)</sup>                            | 50 <sup>(11)</sup>     | 525 <sup>(12)</sup>   | 18,50 <sup>(13)</sup>  | -  |
| Bilbao                                     | 3°05'O                 | 43°23'N             | NO                    | SO                    | 19,00  | 4,90  | 375-500  | 14-30                  | 500                   | 30,0                   | -  |
| Cartagena                                  | 0°59'O                 | 37°35'N             | SSO                   | SSE                   | 8,00   | 0,95  | -  | -                      | 250 <sup>(2)</sup>    | 11,50 <sup>(2)</sup>   | -  |
| Castellón                                  | 0°01'E                 | 39°58'N             | N/NE                  | N/NE                  | 4,04   | 0,70  | 735-376  | 17,00                  | 346                   | 17,0                   | -  |
| Ceuta                                      | 5°18'O                 | 35°53'N             | E                     | SO                    | 3,70   | 1,60  | -  | -                      | 300                   | 18,0                   | -  |
| Ferrol (Puerto interior)                   | 8°15'O                 | 43°28'N             | NE                    | S/SO                  | 7,90   | 4,44  | 160,00   | 11,30                  | 546                   | 20,0                   | -  |
| Ferrol (Puerto exterior)                   | 8°19'O                 | 43°27'N             | NE                    | SO/SSO                | 7,90   | 4,44  | -  | -                      | 546                   | 20,0                   | -  |
| San Cibrao                                 | 7°27'O                 | 43°42'N             | E                     | O/SO                  | 5,09   | 4,32  | 546,00   | 16,70                  | 305                   | 20,0                   | -  |
| Gijón (Musel)                              | 5°42'O                 | 43°33'N             | SO/NE                 | NO                    | 9,75   | 4,96  | 490-1080                                       | >20,00                 | 840                   | 25,0                   | -  |
| Huelva                                     | 6°49'O                 | 37°8'N              | NO                    | SO                    | 4,36   | 3,65  | 200-300  | 13,00                  | 300                   | 13,0                   | 5,00   |
| Las Palmas                                 | 15°25'O                | 28°09'N             | NO                    | NE a NO               | 14,90  | 3,00  | 1.100,00                                       | 30,00                  | 500 <sup>(6)</sup>    | 23 <sup>(6)</sup>      | <1,00  |
| Arrecife                                   | 13°31,8'O              | 28°58'N             | NO                    | NE a NO               | 7,90   | 3,00  | -  | -                      | 150 <sup>(8)</sup>    | 14 <sup>(8)</sup>      | <1,00  |
| Puerto Rosario                             | 13°33'O                | 28°57'N             | NO                    | NE a NO               | 11,12  | 3,15  | -  | -                      | 400 <sup>(7)</sup>    | 25 <sup>(7)</sup>      | <1,00  |
| Salinetas                                  | 15°22'O                | 27°59'N             | NO                    | NE a NO               | -  | 3,00  | -  | -                      | -                     | 15,0                   | <1,00  |

|                            |          |           |  |  |      |                     |                         |                        |                           |                       |       |
|----------------------------|----------|-----------|--|--|------|---------------------|-------------------------|------------------------|---------------------------|-----------------------|-------|
| Arinaga                    | 25°24'O  | 27°51'N   | NO                                     | NE a NO                                | -    | 3,00                | -                       | -                      | -                         | 15,0                  | <1,00 |
| Málaga                     | 4°25'O   | 36°43'N   | SE/SO                                  | SE                                     | 4,67 | 0,80                | -                       | -                      | 345                       | 17,0                  | -     |
| Marín y Ría de Pontevedra  | 8°42'O   | 42°24'N   | S/SSO                                  | NNE                                    | 8,95 | 3,75                | -                       | -                      | 5,500                     | 60,0                  | 2,00  |
| Melilla                    | 2°56'O   | 35°17'N   | NO                                     | NE                                     | 6,50 | 0,64                | -                       | -                      | 515                       | 12,5                  | -     |
| Motril                     | 3°31'O   | 36°43'N   | O/E                                    | E                                      | 5,03 | 0,95                | 259                     | 14,00                  | 250                       | 14,0                  | -     |
| Pasaia                     | 1°56'O   | 43°20'N   | O/NO                                   | O/NO                                   | 9,00 | 5,00                | 80-120                  | 10,00                  | 180                       | 20,0                  | 0,50  |
| Santa Cruz de Tenerife     | 16°14'O  | 28°29'N   | NE                                     | SO                                     | 2,44 | -                   | 100-400 <sup>(14)</sup> | 40-120 <sup>(14)</sup> | 127-675 <sup>(14)</sup>   | 6-55 <sup>(14)</sup>  | 2,70  |
| Los Cristianos             | 16°43'O  | 28°03'N   | NO                                     | SE                                     | -    | -                   | 200                     | 20,00                  | 300                       | 10,0                  | 1,00  |
| San Sebastián de la Gomera | 17°06'O  | 28°06'N   | NE                                     | SO                                     | -    | -                   | 400                     | 30,00                  | 240                       | 18,0                  | 2,50  |
| Santa Cruz de la Palma     | 17°46'O  | 28°40'N   | NE                                     | SE                                     | 2,70 | 2,50                | 750                     | 40,00                  | 350                       | 20,0                  | 1,00  |
| La Estaca                  | 17°55'O  | 27°47'N   | NE                                     | SO                                     | -    | -                   | 150                     | 25,00                  | 150                       | 20,0                  | 1,50  |
| Granadilla                 | 16°29'O  | 28°04'N   | NE                                     | NE                                     | -    | -                   | 200                     | 24,00                  | 315                       | 26,0                  | -     |
| Santander                  | 3°48'O   | 43°27'N   | O/NO                                   | NO/S-SO                                | -    | -                   | 150-400                 | 11,5-12                | 1,700                     | 18,0                  | 0,29  |
| Sevilla                    | 6°00'O   | 37°22'N   | S/SO <sup>(3)</sup> S/O <sup>(4)</sup> | S/SO <sup>(3)</sup> S/O <sup>(4)</sup> | -    | 3,70 <sup>(3)</sup> | 100 <sup>(3)</sup>      | 7,20 <sup>(3)</sup>    | 39 <sup>(5)</sup>         | 11 <sup>(5)</sup>     | -     |
| Tarragona                  | 1°14'E   | 41°05'N   | NO                                     | NO                                     | 2,82 | -                   | -                       | 20,00-25,00            | 570                       | 20,00-25,00           | 2,00  |
| Valencia                   | 0°18,1'O | 39°26,9'N | SE                                     | NE 1/4E                                | 4,63 | 0,76                | 500                     | 18,50                  | 260                       | 18,5                  | -     |
| Sagunto                    | 0°13'O   | 39°39'N   | SE                                     | NE 1/4E                                | 3,93 | 0,36                | 180                     | 17,50                  | 350                       | 17,5                  | -     |
| Gandía                     | 0°09'O   | 38°59'N   | SE                                     | NE 1/4E                                | 5,45 | 0,49                | 75                      | 11,00                  | 130                       | 10,0                  | -     |
| Vigo                       | 8°46'O   | 42°15'N   | SO                                     | O/SO                                   | 1,75 | 4,00                | 740                     | 38-23 <sup>(15)</sup>  | 2222-2037 <sup>(15)</sup> | 38-23 <sup>(15)</sup> | 3,00  |
| Vilagarcía                 | 8°46'O   | 42°36'N   | N y SO                                 | NONO y SO                              | -    | 4,21                | 110                     | 9,00                   | 200                       | 9,0                   | 1,00  |

<sup>(1)</sup> Valores en la canal Oeste. En la canal Este: Ancho de 320,00 m. y calado de 15,00 m.

<sup>(2)</sup> En dársena de Escombreras: Ancho de 1.100 m. y calado de 25 m.

<sup>(3)</sup> En la barra.

<sup>(4)</sup> En el puerto.

<sup>(5)</sup> En la esclusa

<sup>(6)</sup> En el Puerto interior: ancho 700 m y calado 16,00 m.

<sup>(7)</sup> En el Puerto interior: ancho 300 m y calado 20,00 m.

<sup>(8)</sup> En el Puerto interior: ancho 150 m y calado 10,00 m.

<sup>(9)</sup> Variable entre 16 y 25 m.

<sup>(10)</sup> 926 m. en el acceso norte y variable desde 926 m. hasta 1.111 m. en el acceso sur.

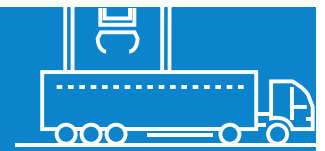
<sup>(11)</sup> 30,00 m. en el acceso norte y 50,00 m. en el acceso sur.

<sup>(12)</sup> 278 m. en la bocana norte y 525 m. en la bocana sur.

<sup>(13)</sup> 11,5 m. en la bocana norte y 18,5 m. en la bocana sur

<sup>(14)</sup> Variable según las distintas dársenas de entrada

<sup>(15)</sup> Variable según el canal de entrada (sur o norte)



CHARACTERISTICS OF THE PORTS > Water areas (hectares)

2. Characteristics of the ports

2.1. Geographical and general conditions

2.2. Water areas (hectares)

2.3. Geographical and general conditions

2.4. Ship's yards

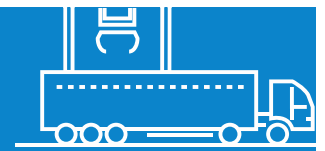
2.5. Cranes (number)

2.6. Tugs (number)

2.7. Aids to navigation

**2.2. Superficies de flotación (hectáreas)**  
*Water areas (hectares)*

| Auto-<br>ridades<br>Portuarias<br>Port<br>Authorities | ZONA I<br>ZONE I       |                                   |  |                                     |                  | ZONA II<br>ZONE II  |                     |                                       |                   | TOTAL<br>ZONA I +<br>ZONA II<br>TOTAL<br>ZONE I +<br>ZONE II |
|---|------------------------|-----------------------------------|--|-------------------------------------|------------------|---------------------|---------------------|---------------------------------------|-------------------|--|
|   | Antepuerto<br>Entrance | Dársenas<br>comerciales<br>Basins | Dársenas<br>pesqueras<br>Fishing<br>basins | Resto<br>Zona I<br>Others<br>Zone I | Total<br>Total   | Accesos<br>Entrance | Fondeadero<br>Haven | Resto<br>Zona II<br>Others<br>Zone II | Total<br>Total    |  |
| A Coruña  | 105,09                 | 380,34                            | 38,98                                      | 20,49                               | 544,90           | 1.738,48            | 1.488,75            | 4.741,91                              | 7.969,14          | 8.514,04   |
| Alicante  | -                      | 94,16                             | 13,13                                      | 25,90                               | 133,19           | -                   | 716,58              | 5.126,81                              | 5.843,39          | 5.976,58   |
| Almería   | 26,69                  | 54,29                             | 9,67                                       | 2,04                                | 92,69            | 298,26              | 325,36              | 1.283,04                              | 1.906,66          | 1.999,35   |
| Avilés  | -                      | 51,80                             | 2,83                                       | 116,69                              | 171,32           | -                   | 224,00              | 4.495,85                              | 4.719,85          | 4.891,17   |
| Bahía de Algeciras                                    | 33,73                  | 394,21                            | 12,51                                      | 584,49                              | 1.024,94         | -                   | 1.514,68            | 3.736,48                              | 5.251,16          | 6.276,10   |
| Bahía de Cádiz  | 1.095,46               | 230,79                            | 13,40                                      | 68,70                               | 1.408,35         | -                   | 11.743,93           | -                                     | 11.743,93         | 13.152,28  |
| Baleares  | 94,79                  | 203,00                            | 13,76                                      | 398,39                              | 709,94           | 690,20              | 986,00              | 690,00                                | 2.366,20          | 3.076,14   |
| Barcelona   | -                      | 331,30                            | 3,68                                       | 581,52                              | 916,50           | 492,24              | 1.604,71            | 2.444,35                              | 4.541,30          | 5.457,80   |
| Bilbao  | 1.186,60               | 554,30                            | 20,20                                      | 158,50                              | 1.919,60         | 2.803,40            | 1.379,00            | 461,60                                | 4.644,00          | 6.563,60   |
| Cartagena   | -                      | 213,48                            | 1,23                                       | 9,66                                | 224,37           | 209,30              | 4.462,60            | 311,10                                | 4.983,00          | 5.207,37   |
| Castellón   | 73,21                  | 135,59                            | 14,11                                      | -                                   | 222,91           | 4.950,00            | -                   | -                                     | 4.950,00          | 5.172,91   |
| Ceuta   | 52,10                  | 46,30                             | 1,40                                       | 4,05                                | 103,85           | 62,00               | 334,10              | 293,15                                | 689,25            | 793,10   |
| Ferrol-San Cibrao                                     | -                      | 308,05                            | -  | 1.856,45                            | 2.164,50         | 290,54              | 1.699,29            | 466,79                                | 2.456,62          | 4.621,12   |
| Gijón   | -                      | 292,35                            | 5,40                                       | 305,51                              | 603,26           | 698,73              | 1.406,00            | 1.351,45                              | 3.456,18          | 4.059,44   |
| Huelva  | 366,70                 | 619,40                            | 16,50                                      | 1.089,51                            | 2.092,11         | -                   | 113,00              | 7.296,04                              | 7.409,04          | 9.501,15   |
| Las Palmas  | -                      | 809,24                            | 25,91                                      | 67,55                               | 902,70           | -                   | 5.126,37            | -                                     | 5.126,37          | 6.029,07   |
| Málaga  | -                      | 93,15                             | 3,47                                       | 18,23                               | 114,85           | 2.616,00            | 2.137,00            | 2.131,00                              | 6.884,00          | 6.998,85   |
| Marín y Ría de Pontevedra                             | 251,00                 | 40,53                             | 8,47                                       | -                                   | 300,00           | -                   | 700,00              | 8.873,00                              | 9.573,00          | 9.873,00   |
| Melilla   | 53,95                  | 24,64                             | -  | 121,73                              | 200,32           | -                   | -                   | 219,82                                | 219,82            | 420,14   |
| Motril  | -                      | 56,00                             | 3,00                                       | 2,40                                | 61,40            | -                   | -                   | 997,00                                | 997,00            | 1.058,40   |
| Pasaia  | 92,02                  | 37,52                             | 14,10                                      | 9,79                                | 153,43           | -                   | 660,00              | 1.640,00                              | 2.300,00          | 2.453,43   |
| Santa Cruz de Tenerife                                | -                      | 282,00                            | 17,90                                      | 92,20                               | 392,10           | -                   | 14.913,40           | -                                     | 14.913,40         | 15.305,50  |
| Santander   | -                      | 100,00                            | 64,30                                      | 335,60                              | 499,90           | 496,00              | 2.873,00            | -                                     | 3.369,00          | 3.868,90   |
| Sevilla   | -                      | 188,01                            | -  | 88,78                               | 276,79           | 650,00              | 39,00               | 3.625,00                              | 4.314,00          | 4.590,79   |
| Tarragona   | -                      | 308,65                            | 2,90                                       | 15,10                               | 326,65           | 1.664,24            | 2.110,67            | 13.806,65                             | 17.581,56         | 17.908,21  |
| Valencia  | -                      | 723,44                            | 2,31                                       | 121,68                              | 847,43           | -                   | 2.229,00            | 20.789,45                             | 23.018,45         | 23.865,88  |
| Vigo  | 502,35                 | 96,57                             | 21,92                                      | 74,39                               | 695,23           | 1.438,20            | 547,95              | 11.316,39                             | 13.302,54         | 13.997,77  |
| Vilagarcía  | 549,00                 | 82,00                             | -  | -                                   | 631,00           | 224,00              | 400,00              | 7.092,00                              | 7.716,00          | 8.347,00   |
| <b>TOTAL</b>  | <b>4.482,69</b>        | <b>6.751,11</b>                   | <b>331,08</b>                              | <b>6.169,35</b>                     | <b>17.734,23</b> | <b>19.321,59</b>    | <b>59.734,39</b>    | <b>103.188,88</b>                     | <b>182.244,86</b> | <b>199.979,09</b>  |



CHARACTERISTICS OF THE PORTS > Geographical and general conditions > Quays (meters) > Distribution by depth

2. Characteristics of the ports

2.1. Geographical and general conditions

2.2. Water areas (hectares)

2.3. Geographical and general conditions

2.3.1. Quays (meters)

2.3.1.1. Distribution by depth

2.3.1.2. Distribution by use

2.3.2. Land areas and stocking areas (sq. meters)

2.3.3. Cold storage and fishing facilities

2.4. Ship's yards

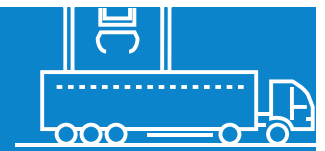
2.5. Cranes (number)

2.6. Tugs (number)

2.7. Aids to navigation

**2.3.1.1. Clasificación por calados (metros lineales)**  
*Distribution by depth (meters)*

| Autoridades Portuarias<br>Port Authorities | DEL SERVICIO<br>PORT AUTHORITY |               |               |               |               | TOTAL DEL SERVICIO<br>TOTAL |               | DE PARTICULARES<br>PRIVATE |              |              |              |               | TOTAL DE PARTICULARES<br>TOTAL |               | TOTAL GENERAL<br>GENERAL TOTAL |               |
|--|--------------------------------|---------------|---------------|---------------|---------------|-----------------------------|---------------|----------------------------|--------------|--------------|--------------|---------------|--------------------------------|---------------|--------------------------------|---------------|
|  | Calados (m)                    |               |               |               |               | Calados (m)                 |               | Calados (m)                |              |              |              |               | Calados (m)                    |               | Calados (m)                    |               |
|  | C ≥ 12                         | 12 > C ≥ 10   | 10 > C ≥ 8    | 8 > C ≥ 6     | 6 > C ≥ 4     | C ≥ 4                       | C < 4         | C ≥ 12                     | 12 > C ≥ 10  | 10 > C ≥ 8   | 8 > C ≥ 6    | 6 > C ≥ 4     | C ≥ 4                          | C < 4         | C ≥ 4                          | C < 4         |
| A Coruña                                   | 2.398                          | 1.838         | 974           | 3.042         | 826           | 9.078                       | 437           | -                          | -            | -            | 925          | 2.539         | 3.464                          | -             | 12.542                         | 437           |
| Alicante                                   | 1.486                          | 855           | 1.541         | 1.424         | 713           | 6.018                       | 950           | 1.569                      | -            | -            | -            | -             | 1.569                          | -             | 7.587                          | 950           |
| Almería                                    | 988                            | 1.681         | 669           | -             | 1.251         | 4.589                       | 501           | -                          | -            | -            | -            | -             | -                              | -             | 4.589                          | 501           |
| Avilés                                     | 1.778                          | 300           | 821           | 260           | 810           | 3.969                       | 1.029         | -                          | -            | 300          | 573          | -             | 873                            | -             | 4.842                          | 1.029         |
| Bahía de Algeciras                         | 10.290                         | 1.046         | 518           | 2.206         | 3.695         | 17.755                      | 4.272         | 3.059                      | -            | 250          | 230          | -             | 3.539                          | -             | 21.294                         | 4.272         |
| Bahía de Cádiz                             | 960                            | 3.947         | 845           | -             | -             | 5.752                       | -             | -                          | 2.370        | 1.590        | -            | -             | 3.960                          | -             | 9.712                          | -             |
| Baleares                                   | 2.113                          | 1.455         | 3.897         | 3.603         | 1.637         | 12.705                      | 9.749         | 140                        | -            | -            | 2.404        | 10.269        | 12.813                         | 15.485        | 25.517                         | 25.234        |
| Barcelona                                  | 11.505                         | 1.688         | 3.451         | 2.369         | 102           | 19.115                      | 80            | 853                        | -            | 2.458        | 309          | -             | 3.619                          | -             | 22.734                         | 80            |
| Bilbao                                     | 10.402                         | 2.924         | -             | 1.389         | 5.317         | 20.032                      | 1.015         | -                          | -            | -            | 160          | 2.318         | 2.478                          | 160           | 22.510                         | 1.175         |
| Cartagena                                  | 4.281                          | 4.225         | 894           | 813           | 350           | 10.563                      | 1.301         | 445                        | 600          | 1.088        | -            | -             | 2.133                          | -             | 12.696                         | 1.301         |
| Castellón                                  | 2.042                          | 832           | 620           | 2.047         | 2.060         | 7.601                       | -             | 1.149                      | -            | -            | -            | -             | 1.149                          | -             | 8.750                          | -             |
| Ceuta                                      | -                              | -             | 1.357         | 1.656         | 440           | 3.453                       | 1.236         | -                          | -            | -            | -            | -             | -                              | -             | 3.453                          | 1.236         |
| Ferrol-San Cibrao                          | 2.483                          | 543           | 742           | 1.105         | 1.198         | 6.071                       | 1.744         | 1.313                      | 811          | 1.317        | 1.966        | 468           | 5.875                          | 344           | 11.946                         | 2.088         |
| Gijón                                      | 6.273                          | 1.162         | 2.313         | 1.321         | 650           | 11.719                      | 1.913         | -                          | -            | -            | -            | -             | -                              | 580           | 11.719                         | 2.493         |
| Huelva                                     | 2.954                          | -             | -             | 1.600         | 430           | 4.984                       | -             | 1.550                      | 575          | 970          | 140          | 927           | 4.162                          | 28            | 9.146                          | 28            |
| Las Palmas                                 | 9.663                          | 5.409         | 2.894         | 3.996         | 1.442         | 23.404                      | 80            | -                          | -            | -            | -            | -             | -                              | -             | 23.404                         | 80            |
| Málaga                                     | 1.635                          | 1.533         | 1.208         | 841           | 852           | 6.069                       | 68            | 896                        | -            | 45           | -            | 99            | 1.040                          | -             | 7.109                          | 68            |
| Marín y Ría de Ponte-vedra                 | 1.075                          | 77            | 763           | 1.180         | 1.116         | 4.211                       | 730           | -                          | -            | -            | -            | 50            | 50                             | 278           | 4.261                          | 1.008         |
| Melilla                                    | 644                            | 367           | 927           | -             | 66            | 2.004                       | 1.301         | -                          | -            | -            | -            | -             | -                              | -             | 2.004                          | 1.301         |
| Motril                                     | 1.159                          | 560           | 260           | 690           | 458           | 3.127                       | -             | -                          | -            | -            | -            | -             | -                              | -             | 3.127                          | -             |
| Pasaia                                     | 616                            | 1.361         | 527           | 1.819         | 810           | 5.133                       | 2.850         | -                          | 250          | -            | -            | -             | 250                            | -             | 5.383                          | 2.850         |
| Santa Cruz de Tenerife                     | 7.522                          | 1.389         | 3.743         | 3.174         | 384           | 16.212                      | 1.224         | -                          | -            | -            | -            | -             | -                              | -             | 16.212                         | 1.224         |
| Santander                                  | 2.788                          | 975           | 1.870         | 185           | 1.037         | 6.855                       | 996           | 210                        | 379          | 180          | 175          | 708           | 1.652                          | 3.619         | 8.507                          | 4.615         |
| Sevilla                                    | -                              | -             | -             | 4.309         | 220           | 4.529                       | -             | -                          | -            | -            | 742          | 12            | 754                            | 60            | 5.283                          | 60            |
| Tarragona                                  | 8.322                          | 479           | 998           | 1.223         | 52            | 11.074                      | 696           | 1.568                      | 850          | 355          | 1.065        | 670           | 4.508                          | 1.662         | 15.582                         | 2.358         |
| Valencia                                   | 12.156                         | 2.171         | 5.172         | 5.115         | 1.817         | 26.432                      | 2.860         | 2.138                      | -            | -            | 100          | 240           | 2.478                          | -             | 28.909                         | 2.860         |
| Vigo                                       | 2.343                          | 879           | 1.842         | 1.574         | 2.970         | 9.608                       | 1.575         | -                          | 405          | 434          | 1.077        | 666           | 2.582                          | 926           | 12.190                         | 2.501         |
| Vilagarcía                                 | 1.343                          | 697           | -             | 625           | -             | 2.665                       | 1.639         | -                          | -            | -            | -            | -             | -                              | -             | 2.665                          | 1.639         |
| <b>TOTAL</b>                               | <b>109.219</b>                 | <b>38.393</b> | <b>38.845</b> | <b>47.566</b> | <b>30.703</b> | <b>264.726</b>              | <b>38.246</b> | <b>14.889</b>              | <b>6.240</b> | <b>8.987</b> | <b>9.865</b> | <b>18.966</b> | <b>58.947</b>                  | <b>23.142</b> | <b>323.674</b>                 | <b>61.338</b> |



## 2 CHARACTERISTICS OF THE PORTS

Puertos del Estado

CHARACTERISTICS OF THE PORTS > Geographical and general conditions > Quays (meters) > Distribution by use

### 2. Characteristics of the ports

#### 2.1. Geographical and general conditions

#### 2.2. Water areas (hectares)

#### 2.3. Geographical and general conditions

##### 2.3.1. Quays (meters)

##### 2.3.1.1. Distribution by depth

##### 2.3.1.2. Distribution by use

##### 2.3.2. Land areas and stocking areas (sq. meters)

##### 2.3.3. Cold storage and fishing facilities

#### 2.4. Ship's yards

#### 2.5. Cranes (number)

#### 2.6. Tugs (number)

#### 2.7. Aids to navigation

### 2.3.1.2 Clasificación por su empleo (metros lineales)<sup>(1)</sup> Distribution by use (meters)<sup>(1)</sup>

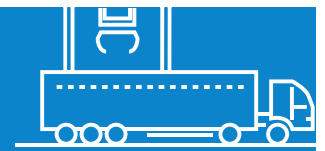
| Autoridades Portuarias<br>Port Authorities | Mercancía general<br>General cargo | Contenedores<br>Containers | Ro-ro<br>Ro-ro | Graneles sólidos sin instalación especial<br>Solid bulk handled without special facilities | Graneles sólidos por instalación especial<br>Solid bulk handled by special facilities | Graneles líquidos<br>Liquid bulk | Multitiusos <sup>(*)</sup><br>Multi-purpose | Pasajeros<br>Passengers | Pesca<br>Fish captures | Arma-<br>reparación y desguaces<br>Equipment | Otros<br>Other | Total<br>Total |
|--|------------------------------------|----------------------------|----------------|--|---|----------------------------------|---|-------------------------|------------------------|--|----------------|----------------|
| A Coruña                                   | 220                                | 316                        | 29             | 385  | -   | 860                              | 3.284                                       | 484                     | 2.912                  | -  | 4.052          | 12.542         |
| Alicante                                   | 251                                | 350                        | 773            | 616  | 148   | -                                | 1.458                                       | 940                     | 180                    | 266  | 2.604          | 7.587          |
| Almería                                    | -                                  | -                          | 1.772          | 313  | -   | -                                | 617   | 219                     | 990                    | 85   | 593            | 4.589          |
| Avilés                                     | -                                  | -                          | -              | -  | 133   | -                                | 3.639                                       | 260                     | 810                    | -  | -              | 4.842          |
| Bahía de Algeciras                         | 1.113                              | 3.894                      | 104            | 844  | -   | 2.695                            | 5.667                                       | 1.657                   | 860                    | 1.804  | 2.656          | 21.294         |
| Bahía de Cádiz                             | 1.572                              | 591                        | 1.130          | 915  | 150   | 520                              | -   | 324                     | -                      | 2.240  | 2.270          | 9.712          |
| Baleares                                   | 918                                | 320                        | 1.396          | 356  | 560   | 718                              | -   | 5.919                   | 575                    | 1.197  | 12.577         | 24.536         |
| Barcelona                                  | 2.861                              | 3.043                      | 1.531          | 198  | 1.192   | 2.655                            | -   | 5.102                   | 837                    | 2.082  | 3.312          | 22.814         |
| Bilbao                                     | 2.231                              | 1.332                      | 1.151          | 2.819  | 2.077   | 2.611                            | 2.923                                       | 1.037                   | -                      | 1.449  | 4.880          | 22.510         |
| Cartagena                                  | 405                                | 385                        | 79             | 1.869  | 456   | 3.653                            | -   | 565                     | 196                    | 332  | 4.756          | 12.696         |
| Castellón                                  | 1.061                              | 417                        | 181            | 947  | 154   | 1.475                            | -   | 350                     | 1.213                  | -  | 2.952          | 8.750          |
| Ceuta                                      | -                                  | -                          | -              | -  | -   | 791                              | 1.403                                       | 1.079                   | -                      | -  | 180            | 3.453          |
| Ferrol-San Cibrao                          | -                                  | 173                        | 445            | 414  | -   | 1.359                            | 3.561                                       | -                       | 806                    | 4.506  | 3.047          | 14.311         |
| Gijón                                      | 4.198                              | 260                        | 462            | 3.256  | 1.130   | 1.316                            | -   | -                       | 850                    | 480  | 2.260          | 14.212         |
| Huelva                                     | -                                  | -                          | -              | -  | 700   | 2.995                            | 2.894                                       | 90                      | 710                    | 337  | 1.448          | 9.174          |
| Las Palmas                                 | 401                                | 3.316                      | -              | -  | 1.036   | 1.382                            | 6.719                                       | 3.655                   | 1.841                  | 3.045  | 2.337          | 23.732         |
| Málaga                                     | -                                  | -                          | 864            | -  | -   | -                                | 1.927                                       | 1.840                   | 428                    | 85   | 1.965          | 7.109          |
| Marín y Ría de Pontevedra                  | 1.039                              | 524                        | -              | 272  | 275   | -                                | -   | -                       | 879                    | 826  | 446            | 4.261          |
| Melilla                                    | -                                  | 180                        | 210            | 73   | -   | 167                              | 431   | 642                     | -                      | -  | 301            | 2.004          |
| Motril                                     | -                                  | -                          | -              | -  | -   | 252                              | 1.834                                       | 583                     | 458                    | -  | -              | 3.127          |
| Pasaia                                     | 559                                | -                          | 441            | -  | -   | -                                | 2.393                                       | -                       | 736                    | 852  | 402            | 5.383          |
| Santa Cruz de Tenerife                     | -                                  | 1.265                      | 2.142          | 315  | -   | 1.124                            | 1.961                                       | 2.778                   | 1.866                  | -  | 5.985          | 17.436         |
| Santander                                  | 1.747                              | 200                        | 1.140          | 2.140  | 935   | 454                              | -   | 480                     | 644                    | 1.455  | 3.924          | 13.119         |
| Sevilla                                    | 898                                | 728                        | 86             | 1.466  | -   | 200                              | -   | 679                     | -                      | 706  | 520            | 5.283          |
| Tarragona                                  | 2.050                              | 1.056                      | 252            | 1.316  | 2.421   | 4.595                            | 995   | 707                     | 543                    | -  | 1.647          | 15.582         |
| Valencia                                   | -                                  | 5.410                      | 2.451          | 1.368  | -   | 418                              | 3.529                                       | 2.757                   | 845                    | 340  | 11.791         | 28.909         |
| Vigo                                       | 1.232                              | 762                        | 1.014          | -  | -   | -                                | 531   | 1.062                   | 5.250                  | 1.882  | 457            | 12.190         |
| Vilagarcía                                 | 1.319                              | 271                        | 150            | 392  | 303   | 230                              | -   | 319                     | -                      | -  | 1.320          | 4.304          |
| <b>TOTAL</b>                               | <b>24.075</b>                      | <b>24.793</b>              | <b>17.803</b>  | <b>20.275</b>  | <b>11.670</b>   | <b>30.471</b>                    | <b>45.766</b>                               | <b>33.528</b>           | <b>24.429</b>          | <b>23.969</b>                                | <b>78.683</b>  | <b>335.461</b> |

<sup>(\*)</sup> Para una información más amplia, consúltese la Memoria de la Autoridad Portuaria.

<sup>(\*)</sup> For further information, please consult the year report of each Port Authority.

<sup>(1)</sup> No incluye los muelles de calado inferior a 4 metros.

<sup>(1)</sup> Quays with a depth less than 4 m are not included.



CHARACTERISTICS OF THE PORTS > Geographical and general conditions > Land areas and stocking areas (sq. meters)

2. Characteristics of the ports

2.1. Geographical and general conditions

2.2. Water areas (hectares)

2.3. Geographical and general conditions

2.3.1. Quays (meters)

2.3.2. Land areas and stocking areas (sq. meters)

2.3.3. Cold storage and fishing facilities

2.4. Ship's yards

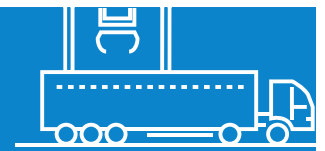
2.5. Cranes (number)

2.6. Tugs (number)

2.7. Aids to navigation

**2.3.2. Superficie terrestre y áreas de depósito (metros cuadrados)**  
*Land areas and stocking areas (sq. Meters)*

| Autoridad-des Portuarias<br><i>Port Authorities</i> | ALMACENES<br><i>STORAGES</i>    |   |                           |                       | VIALES<br><i>ROADS</i> | RESTO<br><i>REST</i> | TOTAL<br><i>GENERAL TOTAL</i> |
|---|---------------------------------|---|---------------------------|-----------------------|------------------------|----------------------|-------------------------------|
|   | Descubiertos<br><i>Open air</i> | Cubiertos y abiertos<br><i>Covered and open</i> | Cerrados<br><i>Closed</i> | Total<br><i>Total</i> |                        |                      |                               |
| A Coruña  | 229.997                         | -   | 302.542                   | 532.539               | 158.892                | 2.360.337            | 3.051.768                     |
| Alicante  | 93.382                          | 11.032  | 94.901                    | 199.315               | 332.336                | 1.093.103            | 1.624.754                     |
| Almería   | 311.919                         | 14.437  | 61.559                    | 387.915               | 277.900                | 528.471              | 1.194.286                     |
| Avilés  | 506.065                         | -   | 40.312                    | 546.377               | 27.412                 | 34.628               | 608.417                       |
| Bahía de Algeciras                                  | 2.532.794                       | 40.031  | 33.015                    | 2.605.840             | 435.938                | 1.624.015            | 4.665.793                     |
| Bahía de Cádiz                                      | 3.044.110                       | -   | 34.741                    | 3.078.851             | 370.261                | 915.971              | 4.365.083                     |
| Baleares  | 495.373                         | 11.842  | 18.282                    | 525.497               | 430.370                | 1.037.907            | 1.993.774                     |
| Barcelona   | 5.116.555                       | 164.354   | 28.916                    | 5.309.825             | 2.421.689              | 3.409.840            | 11.141.354                    |
| Bilbao  | 2.596.567                       | 15.920  | 526.989                   | 3.139.476             | 637.775                | 251.184              | 4.028.435                     |
| Cartagena   | 438.110                         | -   | 115.189                   | 553.299               | 262.534                | 1.590.608            | 2.406.441                     |
| Castellón   | 630.885                         | 19.123  | 151.116                   | 801.124               | 261.817                | 1.664.515            | 2.727.456                     |
| Ceuta   | 26.217                          | -   | 54.327                    | 80.544                | 212.342                | 428.780              | 721.666                       |
| Ferrol-San Cibrao                                   | 827.572                         | -   | 46.058                    | 873.630               | 143.769                | 2.408.227            | 3.425.626                     |
| Gijón   | 1.754.255                       | 15.288  | 64.658                    | 1.834.201             | 337.881                | 1.920.554            | 4.092.636                     |
| Huelva  | 517.777                         | -   | 194.930                   | 712.707               | 2.516.875              | 13.926.634           | 17.156.216                    |
| Las Palmas  | 2.615.450                       | -   | 523.576                   | 3.139.026             | 823.036                | 1.073.284            | 5.035.346                     |
| Málaga  | 480.611                         | 1.247   | 12.473                    | 494.331               | 313.430                | 382.962              | 1.190.723                     |
| Marín y Ría de Pontevedra                           | 150.565                         | 2.275   | 44.355                    | 197.195               | 115.939                | 391.933              | 705.067                       |
| Melilla   | -                               | -   | 11.354                    | 11.354                | 37.551                 | 225.741              | 274.646                       |
| Motril  | 741.679                         | -   | 18.106                    | 759.785               | 36.921                 | 108.103              | 904.809                       |
| Pasaia  | 423.230                         | 1.458   | 56.429                    | 481.117               | 92.004                 | 72.997               | 646.118                       |
| Santa Cruz de Tenerife                              | 758.159                         | 122.099   | 129.824                   | 1.010.082             | 355.601                | 861.869              | 2.227.552                     |
| Santander   | 794.293                         | -   | 121.615                   | 915.908               | 326.323                | 180.685              | 1.422.916                     |
| Sevilla   | 637.587                         | 56.634  | 437.682                   | 1.131.903             | 427.374                | 7.167.156            | 8.726.433                     |
| Tarragona   | 2.106.879                       | -   | 378.493                   | 2.485.372             | 514.523                | 981.190              | 3.981.085                     |
| Valencia  | 4.541.672                       | 17.632  | 320.794                   | 4.880.098             | 1.116.175              | 1.625.661            | 7.621.934                     |
| Vigo  | 619.399                         | 68.406  | 68.535                    | 756.340               | 188.369                | 47.871               | 992.580                       |
| Vilagarcía  | 177.152                         | -   | 65.409                    | 242.561               | 167.335                | 163.522              | 573.418                       |
| <b>TOTAL</b>  | <b>33.168.255</b>               | <b>561.778</b>                                  | <b>3.956.179</b>          | <b>37.686.212</b>     | <b>13.342.372</b>      | <b>46.477.748</b>    | <b>97.506.332</b>             |



CHARACTERISTICS OF THE PORTS > Geographical and general conditions > Cold storage and fishing facilities

2. Characteristics of the ports

2.1. Geographical and general conditions

2.2. Water areas (hectares)

2.3. Geographical and general conditions

2.3.1. Quays (meters)

2.3.2. Land areas and stocking areas (sq. meters)

2.3.3. Cold storage and fishing facilities

2.4. Ship's yards

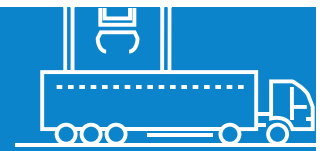
2.5. Cranes (number)

2.6. Tugs (number)

2.7. Aids to navigation

**2.3.3. Almacenes frigoríficos e instalaciones pesqueras**  
*Cold storage and fishing facilities*

| Autoridades Portuarias<br>Port Authorities | ALMACENES FRIGORÍFICOS<br>COLD STORAGE        | FÁBRICAS DE HIELO<br>ICE PRODUCING                             | INSTALACIONES PESQUERAS (m <sup>2</sup> )<br>FISHING FACILITIES (m <sup>2</sup> ) |   |   |  |
|--|---|--|---|---|---|--|
|  | m <sup>3</sup> de capacidad<br>m <sup>3</sup> | Capacidad de producción (t/día)<br>Production capacity (t/day) | Lonjas<br>Fish Markets  | Preparación y envase de pescado<br>Fish and Packing | Casetas para industria de pesca<br>Fish industry Buildings (booths) | Instalación, reparación y secadero de redes<br>Fish nets m & r |
| A Coruña                                   | 76.810  | 250,00   | 21.756  | 10.644  | 12.677  | 8.447  |
| Alicante                                   | -   | -  | 3.877   | 7.801   | -   | -  |
| Almería                                    | 2.000   | 30,00  | 2.040   | 2.349   | 13.121  | -  |
| Avilés                                     | 1.315   | 87,00  | 23.905  | 546   | 4.690   | -  |
| Bahía de Algeciras                         | 31.000  | 2,00   | 2.994   | 9.425   | -   | -  |
| Bahía de Cádiz                             | 18.355  | 157,00   | 10.680  | 20.816  | 17.465  | 3.685  |
| Baleares                                   | 861   | -  | 4.955   | -   | 1.176   | 9.859  |
| Barcelona                                  | -   | 56,00  | 1.500   | -   | 1.090   | 4.513  |
| Bilbao                                     | 23.814  | 10,00  | 4.500   | -   | -   | -  |
| Cartagena                                  | 47.700  | 20,00  | 1.425   | 220   | -   | 4.500  |
| Castellón                                  | 3.500   | 210,00   | 3.200   | 560   | 3.600   | 2.152  |
| Ceuta                                      | 1.500   | 15,00  | 732   | -   | 794   | -  |
| Ferrol-San Cibrao                          | -   | -  | 836   | -   | 281   | 321  |
| Gijón                                      | 28.550  | 82,00  | 3.150   | 3.750   | 5.451   | 18.350   |
| Huelva                                     | 92.670  | -  | 1.430   | 2.520   | 224.000   | -  |
| Las Palmas                                 | 226.378                                       | -  | 660   | 11.940  | 3.497   | 2.060  |
| Málaga                                     | 2.786   | 50,00  | 4.732   | 3.840   | -   | 5.684  |
| Marín y Ría de Pontevedra                  | 255.217                                       | -  | 5.020   | 4.460   | 10.881  | 6.970  |
| Melilla                                    | 1.925   | -  | -   | -   | -   | -  |
| Motril                                     | -   | 50,00  | 1.390   | -   | 798   | 3.200  |
| Pasaia                                     | 1.073   | -  | 13.956  | -   | -   | -  |
| Santa Cruz de Tenerife                     | 66.861  | 6.230,00   | 33.597  | -   | 924   | -  |
| Santander                                  | 19.400  | 50,00  | 3.450   | 775   | 3.668   | 220  |
| Sevilla                                    | 62.433  | -  | -   | -   | -   | -  |
| Tarragona                                  | 87.618  | -  | 1.554   | 900   | 1.919   | 735  |
| Valencia                                   | 154.000                                       | -  | 2.320   | 69  | 2.422   | 1.186  |
| Vigo                                       | 807.718                                       | 550,00   | 9.863   | 47.974  | 24.993  | 3.700  |
| Vilagarcía                                 | 216   | 221,73   | -   | 36.515  | -   | -  |
| <b>TOTAL</b>                               | <b>2.013.700</b>                              | <b>8.071,73</b>  | <b>163.522</b>  | <b>165.104</b>                                      | <b>333.447</b>  | <b>75.582</b>  |



CHARACTERISTICS OF THE PORTS > Ship's yards

2. Characteristics of the ports

2.1. Geographical and general conditions

2.2. Water areas (hectares)

2.3. Geographical and general conditions

2.4. Ship's yards

2.5. Cranes (number)

2.6. Tugs (number)

2.7. Aids to navigation

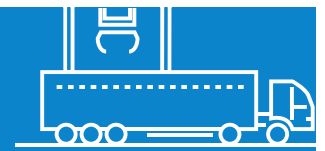
**2.4. Reparación y construcción de barcos**  
*Ship's yards*

| Autoridades Portuarias<br>Port Authorities | DIQUES SECOS<br>DRY ROCKS      |                          |                       |                               | DIQUES FLOTANTES<br>FLOATING DOCKS |                          |                       |  | VARADEROS (RAMPAS)<br>SLIP WAYS |                            |   | ASTILLEROS<br>SHIPYARDS        |                            |                          |
|--|--------------------------------|--------------------------|-----------------------|-------------------------------|------------------------------------|--------------------------|-----------------------|--|---------------------------------|----------------------------|---|--------------------------------|----------------------------|--------------------------|
|  | DATOS DEL MAYOR<br>BIGGETS ONE |                          |                       |                               | DATOS DEL MAYOR<br>BIGGETS ONE     |                          |                       |  | DATOS DEL MAYOR<br>BIGGEST ONE  |                            |   | DATOS DEL MAYOR<br>BIGGEST ONE |                            |                          |
|  | Nº N.                          | Eslora (m)<br>Length (m) | Manga (m)<br>Beam (m) | Capacidad (t)<br>Capacity (t) | Nº N.                              | Eslora (m)<br>Length (m) | Manga (m)<br>Beam (m) | Fuerzas ascensionales (t)<br>Rising Strength (t) | Nº N.                           | Longitud (m)<br>Length (m) | Max. ton. admisible (m)<br>Max. ton. admissible (t) | Nº N.                          | Longitud (m)<br>Length (m) | Anchura (m)<br>Width (m) |
| A Coruña                                   | -                              | -                        | -                     | -                             | -                                  | -                        | -                     | -  | 13                              | 251                        | 3.000   | -                              | -                          | -                        |
| Alicante                                   | -                              | -                        | -                     | -                             | -                                  | -                        | -                     | -  | -                               | Travel-lift                | 200   | 3                              | -                          | -                        |
| Almería                                    | -                              | -                        | -                     | -                             | -                                  | -                        | -                     | -  | -                               | -                          | -   | 2                              | 30                         | 14,00                    |
| Avilés                                     | -                              | -                        | -                     | -                             | -                                  | -                        | -                     | -  | 7                               | 160                        | 4.000   | 3                              | 160                        | 14,00                    |
| Bahía de Algeciras                         | 1                              | 384                      | 50                    | -                             | 1                                  | 230                      | 45,00                 | 35.000   | 5                               | 214                        | 1.000   | -                              | -                          | -                        |
| Bahía de Cádiz                             | 4                              | 525                      | 100                   | 1.000.000                     | 1                                  | 231                      | 51,20                 | 39.000   | 2                               | 55                         | 80  | 1                              | 301                        | 54,00                    |
| Baleares                                   | -                              | -                        | -                     | -                             | -                                  | -                        | -                     | -  | 31                              | 60                         | 150   | 4                              | 87                         | 12,50                    |
| Barcelona                                  | 1                              | 215                      | 35                    | 50.000                        | -                                  | -                        | -                     | -  | 1                               | Syncrolift                 | 1.600   | 4                              | -                          | -                        |
| Bilbao                                     | 2                              | 155                      | 20                    | 17.000                        | -                                  | -                        | -                     | -  | 2                               | 253                        | 300   | 5                              | 285                        | 42,80                    |
| Cartagena                                  | 1                              | 216                      | 30                    | 10.000                        | 1                                  | 120                      | 27,08                 | 5.500  | 5                               | 130 <sup>(1)</sup>         | 8.740 <sup>(1)</sup>                                | 3                              | 176                        | 19,10                    |
| Castellón                                  | -                              | -                        | -                     | -                             | -                                  | -                        | -                     | -  | -                               | -                          | -   | -                              | -                          | -                        |
| Ceuta                                      | -                              | -                        | -                     | -                             | -                                  | -                        | -                     | -  | 1                               | 32                         | 350   | -                              | -                          | -                        |
| Ferrol-San Cibrao                          | 4                              | 330                      | 51                    | 230.000                       | -                                  | -                        | -                     | -  | 1                               | 85                         | -   | 5                              | 404                        | 58,00                    |
| Gijón                                      | 3                              | 170                      | 27                    | 26.000                        | -                                  | -                        | -                     | -  | 3                               | -                          | -   | 2                              | 150                        | 20,00                    |
| Huelva                                     | -                              | -                        | -                     | -                             | -                                  | -                        | -                     | -  | -                               | -                          | -   | -                              | -                          | -                        |
| Las Palmas                                 | -                              | -                        | -                     | -                             | -                                  | -                        | -                     | -  | 8                               | 125                        | 5.500   | 7                              | 217                        | 30,00                    |
| Málaga                                     | -                              | -                        | -                     | -                             | 1                                  | 125                      | 25,20                 | 7.000  | -                               | -                          | -   | -                              | -                          | -                        |
| Marín y Ría de Pontevedra                  | 1                              | 97                       | 19                    | -                             | -                                  | -                        | -                     | -  | -                               | -                          | -   | 10                             | 222                        | 11,00                    |
| Melilla                                    | -                              | -                        | -                     | -                             | -                                  | -                        | -                     | -  | -                               | -                          | -   | -                              | -                          | -                        |
| Motril                                     | -                              | -                        | -                     | -                             | -                                  | -                        | -                     | -  | -                               | -                          | -   | -                              | -                          | -                        |
| Pasaia                                     | -                              | -                        | -                     | -                             | 1                                  | 111                      | 24,50                 | 5.400  | 2                               | 157                        | 1.000   | 2                              | 87                         | 13,65                    |
| Santa Cruz de Tenerife                     | -                              | -                        | -                     | -                             | 1                                  | 140                      | 82,00                 | -  | 3                               | Travel-lift                | 150   | -                              | -                          | -                        |
| Santander                                  | 3                              | -                        | 33                    | 54.000                        | -                                  | -                        | -                     | -  | 4                               | 68                         | 3.500   | 1                              | 68                         | 13,30                    |
| Sevilla                                    | 1                              | 150                      | 24                    | 16.000                        | -                                  | -                        | -                     | -  | 6                               | 60                         | 600   | -                              | -                          | -                        |
| Tarragona                                  | -                              | -                        | -                     | -                             | -                                  | -                        | -                     | -  | 1                               | Travel-lift                | 240,00  | -                              | -                          | -                        |
| Valencia                                   | -                              | -                        | -                     | -                             | -                                  | -                        | -                     | -  | 3                               | 40                         | 330   | 4                              | 170                        | 27,00                    |
| Vigo                                       | -                              | -                        | -                     | -                             | 1                                  | 163                      | 35,10                 | 10.000   | 47                              | 260                        | 1.500   | 38                             | 220                        | 30,00                    |
| Vilagarcía                                 | -                              | -                        | -                     | -                             | -                                  | -                        | -                     | -  | 2                               | 110                        | 50  | -                              | -                          | -                        |

<sup>(1)</sup> Nota. Carenero múltiple para varada simultánea de 11 buques de hasta 90 m. de eslora.

<sup>(1)</sup> Multiple careening site for simultaneous stranding of 11 ships up to 90 m. length.





## 2 CHARACTERISTICS OF THE PORTS

Puertos del Estado

CHARACTERISTICS OF THE PORTS > Cranes (number)

### 2. Characteristics of the ports

2.1. Geographical and general conditions

2.2. Water areas (hectares)

2.3. Geographical and general conditions

2.4. Ship's yards

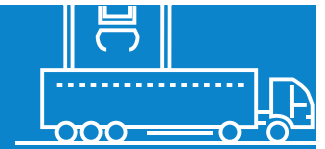
2.5. Cranes (number)

2.6. Tugs (number)

2.7. Aids to navigation

### 2.5. Grúas (número) Cranes (number)

| Autoridades Portuarias<br>Port Authorities | DEL SERVICIO<br>PORT AUTHORITY  |                                |          |          |           |                                     |                                   | DE PARTICULARES<br>PRIVATE      |                                |           |           |           |                                       |                                   | TOTAL<br>TOTAL |
|--|---------------------------------|--------------------------------|----------|----------|-----------|-------------------------------------|-----------------------------------|---------------------------------|--------------------------------|-----------|-----------|-----------|---------------------------------------|-----------------------------------|----------------|
|  | Portacontenedores<br>Portainers | Grúas pórtico<br>Portal cranes |          |          |           | Auto-<br>móviles<br>Mobil<br>cranes | Otras<br>grúas<br>Other<br>cranes | Portacontenedores<br>Portainers | Grúas pórtico<br>Portal cranes |           |           |           | Auto-<br>móviles<br>Mobiles<br>cranes | Otras<br>grúas<br>Other<br>cranes |                |
|  |                                 | >16 t                          | 13/16 t  | 7/12 t   | Hasta 6 t |                                     |                                   |                                 | >16 t                          | 13/16 t   | 7/12 t    | Hasta 6 t |                                       |                                   |                |
| A Coruña                                   | -                               | -                              | -        | -        | -         | -                                   | -                                 | -                               | 3                              | 4         | -         | -         | 10                                    | -                                 | 17             |
| Alicante                                   | -                               | -                              | -        | -        | -         | -                                   | -                                 | 2                               | -                              | -         | -         | -         | 3                                     | -                                 | 5              |
| Almería                                    | -                               | -                              | -        | -        | -         | -                                   | -                                 | -                               | 2                              | -         | -         | -         | 4                                     | -                                 | 6              |
| Avilés                                     | -                               | -                              | -        | -        | -         | -                                   | -                                 | -                               | 4                              | -         | -         | -         | -                                     | 8                                 | 12             |
| Bahía de Algeciras                         | -                               | -                              | -        | -        | -         | -                                   | -                                 | -                               | 30                             | -         | -         | -         | 120                                   | -                                 | 150            |
| Bahía de Cádiz                             | -                               | -                              | -        | -        | -         | -                                   | -                                 | 4                               | -                              | -         | -         | -         | 4                                     | -                                 | 8              |
| Baleares                                   | -                               | -                              | -        | -        | 2         | -                                   | -                                 | -                               | 4                              | 1         | -         | -         | -                                     | -                                 | 7              |
| Barcelona                                  | -                               | -                              | -        | -        | -         | -                                   | -                                 | 28                              | -                              | -         | -         | -         | 12                                    | -                                 | 40             |
| Bilbao                                     | -                               | -                              | -        | 1        | -         | -                                   | -                                 | 7                               | 9                              | 6         | 8         | -         | 18                                    | 5                                 | 54             |
| Cartagena                                  | -                               | -                              | -        | -        | -         | -                                   | -                                 | 3                               | 1                              | 2         | -         | 3         | 11                                    | -                                 | 20             |
| Castellón                                  | -                               | -                              | -        | -        | -         | -                                   | -                                 | 5                               | -                              | 2         | -         | 2         | 12                                    | -                                 | 21             |
| Ceuta                                      | -                               | 1                              | -        | -        | -         | -                                   | -                                 | -                               | -                              | -         | -         | -         | -                                     | -                                 | 1              |
| Ferrol-San Cibrao                          | -                               | -                              | -        | -        | -         | -                                   | -                                 | 2                               | -                              | -         | 2         | 2         | 13                                    | 1                                 | 20             |
| Gijón                                      | -                               | -                              | -        | -        | -         | -                                   | -                                 | 2                               | 10                             | -         | 1         | -         | 6                                     | -                                 | 19             |
| Huelva                                     | -                               | -                              | -        | -        | -         | -                                   | -                                 | -                               | 2                              | -         | -         | -         | 12                                    | -                                 | 14             |
| Las Palmas                                 | -                               | -                              | -        | -        | -         | -                                   | -                                 | 20                              | -                              | -         | -         | -         | 6                                     | -                                 | 26             |
| Málaga                                     | -                               | -                              | -        | -        | -         | -                                   | 1                                 | 5                               | -                              | -         | -         | -         | 5                                     | 1                                 | 12             |
| Marín y Ría de Pontevedra                  | -                               | -                              | -        | -        | -         | -                                   | -                                 | 3                               | 3                              | -         | -         | -         | 3                                     | 1                                 | 10             |
| Melilla                                    | -                               | 2                              | -        | -        | -         | 1                                   | 1                                 | -                               | -                              | -         | -         | -         | -                                     | -                                 | 4              |
| Motril                                     | -                               | -                              | -        | -        | -         | -                                   | -                                 | -                               | -                              | -         | -         | -         | 3                                     | -                                 | 3              |
| Pasaia                                     | -                               | -                              | -        | -        | -         | -                                   | -                                 | -                               | 4                              | 5         | 1         | -         | 4                                     | -                                 | 14             |
| Santa Cruz de Tenerife                     | -                               | -                              | -        | -        | -         | -                                   | -                                 | 10                              | 14                             | -         | -         | -         | -                                     | 4                                 | 28             |
| Santander                                  | -                               | -                              | -        | -        | -         | -                                   | -                                 | -                               | 1                              | 2         | -         | -         | 7                                     | -                                 | 10             |
| Sevilla                                    | -                               | -                              | -        | -        | -         | -                                   | -                                 | 2                               | 3                              | 2         | 4         | -         | 9                                     | -                                 | 20             |
| Tarragona                                  | -                               | -                              | -        | -        | -         | -                                   | -                                 | 3                               | -                              | 2         | 3         | 4         | 16                                    | -                                 | 28             |
| Valencia                                   | -                               | -                              | -        | -        | -         | -                                   | -                                 | 38                              | 8                              | -         | 4         | -         | 13                                    | -                                 | 63             |
| Vigo                                       | -                               | -                              | -        | -        | -         | -                                   | -                                 | 5                               | 5                              | -         | -         | 7         | 3                                     | -                                 | 20             |
| Vilagarcía                                 | -                               | -                              | -        | -        | -         | -                                   | -                                 | 2                               | -                              | 3         | 2         | 2         | 2                                     | -                                 | 11             |
| <b>TOTAL</b>                               | <b>-</b>                        | <b>3</b>                       | <b>-</b> | <b>1</b> | <b>2</b>  | <b>1</b>                            | <b>2</b>                          | <b>141</b>                      | <b>103</b>                     | <b>29</b> | <b>25</b> | <b>20</b> | <b>296</b>                            | <b>20</b>                         | <b>643</b>     |



CHARACTERISTICS OF THE PORTS > Tugs (number)

2. Characteristics of the ports

2.1. Geographical and general conditions

2.2. Water areas (hectares)

2.3. Geographical and general conditions

2.4. Ship's yards

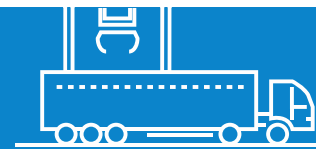
2.5. Cranes (number)

2.6. Tugs (number)

2.7. Aids to navigation

**2.6. Remolcadores (número)**  
*Tugs (number)*

| Autoridades Portuarias<br><i>Port Authorities</i> | POTENCIA (C.V.)<br><i>HORSEPOWER</i>  |                                   |                |                  |                  |                  |           | TOTAL<br><i>TOTAL</i> |
|---|---------------------------------------|-----------------------------------|----------------|------------------|------------------|------------------|-----------|-----------------------|
|   | DEL SERVICIO<br><i>PORT AUTHORITY</i> | DE PARTICULARES<br><i>PRIVATE</i> |                |                  |                  |                  |           |                       |
|   |                                       | HASTA 500                         | DE 501 A 1.000 | DE 1.001 A 2.000 | DE 2.001 A 3.000 | DE 3.001 A 4.000 |           |                       |
| A Coruña  | -                                     | 1                                 | -              | -                | 1                | 2                | 2         | 6                     |
| Alicante  | -                                     | -                                 | -              | -                | 2                | -                | -         | 2                     |
| Almería   | -                                     | -                                 | -              | -                | 2                | 2                | 1         | 5                     |
| Avilés  | -                                     | -                                 | -              | -                | 1                | 1                | 1         | 3                     |
| Bahía de Algeciras                                | -                                     | -                                 | 1              | 1                | 1                | 1                | 9         | 13                    |
| Bahía de Cádiz                                    | -                                     | -                                 | -              | 1                | 1                | 3                | 1         | 6                     |
| Baleares  | -                                     | -                                 | -              | -                | 2                | 3                | -         | 5                     |
| Barcelona   | -                                     | -                                 | -              | -                | -                | 1                | 7         | 8                     |
| Bilbao  | -                                     | -                                 | 1              | 2                | 1                | 1                | 4         | 9                     |
| Cartagena   | -                                     | -                                 | -              | -                | -                | -                | 5         | 5                     |
| Castellón   | -                                     | -                                 | -              | -                | 1                | -                | 3         | 4                     |
| Ceuta   | -                                     | -                                 | -              | -                | -                | 1                | -         | 1                     |
| Ferrol-San Cibrao                                 | -                                     | -                                 | -              | -                | 5                | 2                | 3         | 10                    |
| Gijón   | -                                     | -                                 | -              | -                | 2                | 3                | 2         | 7                     |
| Huelva  | -                                     | 2                                 | 1              | 3                | 2                | -                | 5         | 13                    |
| Las Palmas  | -                                     | 2                                 | 2              | 1                | 1                | -                | 5         | 11                    |
| Málaga  | -                                     | -                                 | -              | -                | -                | -                | 2         | 2                     |
| Marín y Ría de Pontevedra                         | -                                     | -                                 | 2              | -                | -                | -                | 3         | 5                     |
| Melilla   | -                                     | -                                 | -              | -                | 1                | -                | -         | 1                     |
| Motril  | -                                     | -                                 | -              | 1                | -                | 1                | -         | 2                     |
| Pasaia  | -                                     | -                                 | -              | 2                | -                | 1                | -         | 3                     |
| Santa Cruz de Tenerife                            | -                                     | -                                 | -              | -                | 2                | 1                | 3         | 6                     |
| Santander   | -                                     | -                                 | -              | 2                | -                | -                | 2         | 4                     |
| Sevilla   | -                                     | -                                 | -              | -                | 1                | -                | 1         | 2                     |
| Tarragona   | -                                     | -                                 | -              | -                | -                | -                | 6         | 6                     |
| Valencia  | -                                     | -                                 | -              | 1                | 1                | -                | 10        | 12                    |
| Vigo  | -                                     | -                                 | 2              | -                | 1                | 2                | -         | 5                     |
| Vilagarcía  | -                                     | -                                 | -              | 2                | -                | -                | -         | 2                     |
| <b>TOTAL</b>                                      | <b>0</b>                              | <b>5</b>                          | <b>9</b>       | <b>16</b>        | <b>28</b>        | <b>25</b>        | <b>75</b> | <b>158</b>            |



CHARACTERISTICS OF THE PORTS > Aids to navigation > Aids to navigation list > Service provided by the Port Authorities

2. Characteristics of the ports

2.1. Geographical and general conditions

2.2. Water areas (hectares)

2.3. Geographical and general conditions

2.4. Ship's yards

2.5. Cranes (number)

2.6. Tugs (number)

2.7. Aids to navigation

2.7.1. Aids to navigation list

2.7.1.1. Service provided by the Port Authorities

2.7.1.2. Service provided by other organizations. Inspection performed by the Port Authorities

**2.7.1.1. Servicio prestado por las Autoridades Portuarias**  
*Service provided by the Port Authorities*

| Autoridades Portuarias<br>Port Authorities | RED LITORAL<br>COASTAL AIDS                 |                        |   |                        |                                   |                                |                                      |                | AYUDAS PORTUARIAS<br>PORT AIDS               |              |                                |                | TOTAL GES-<br>CIÓN AP<br>(4)<br><i>Total AtoN<br/>managed<br/>by Port<br/>Authorities</i> |
|--|---|------------------------|---|------------------------|-----------------------------------|--------------------------------|--------------------------------------|----------------|--|--------------|--------------------------------|----------------|---|
|  | AYUDAS LUMINOSAS<br>LIGHTED AIDS            |                        |   |                        | AYUDAS CIEGAS UN-<br>LIGHTED AIDS | AYUDAS SONO-<br>RAS SOUND AIDS | AYUDAS RADIOELÉCTRICAS<br>RADIO AIDS |                | TOTAL RED LITORAL<br>TOTAL COAS-<br>TAL AIDS | PORT AIDS    | AYUDAS SONO-<br>RAS SOUND AIDS | RACONES RACONS |   |
|  | Faros y luces destacadas (1)<br>Lighthouses | Balizas (2)<br>Beacons | Balizas de Enfilación (3)<br>Leading lights | Semáforos Port Signals |                                   |                                | GPS Diferencial GDPS                 | Racones Racons |  |              |                                |                |   |
| A Coruña                                   | 14  | 1                      | 7   | -                      | -                                 | -                              | 1                                    | 5              | 28   | 38           | -                              | -              | 66  |
| Alicante                                   | 6   | 2                      | -   | -                      | -                                 | -                              | 1                                    | -              | 9  | 21           | -                              | -              | 30  |
| Almería                                    | 9   | 1                      | -   | -                      | -                                 | 1                              | 1                                    | -              | 12   | 25           | -                              | -              | 37  |
| Avilés                                     | 8   | 1                      | 2   | -                      | -                                 | -                              | -                                    | -              | 11   | 42           | -                              | -              | 53  |
| Bahía de Algeciras                         | 4   | 2                      | -   | -                      | -                                 | -                              | 1                                    | 1              | 8  | 83           | -                              | -              | 91  |
| Bahía de Cádiz                             | 5   | 14                     | 2   | -                      | -                                 | 1                              | -                                    | -              | 22   | 76           | -                              | -              | 98  |
| Baleares                                   | 34  | 26                     | 2   | -                      | 1                                 | 1                              | 2                                    | 1              | 67   | 139          | 1                              | 1              | 206   |
| Barcelona                                  | 11  | 4                      | -   | -                      | -                                 | -                              | 2                                    | -              | 17   | 72           | -                              | 2              | 89  |
| Bilbao                                     | 4   | 1                      | -   | -                      | -                                 | 3                              | 1                                    | -              | 9  | 65           | -                              | 1              | 74  |
| Cartagena                                  | 7   | 3                      | -   | -                      | -                                 | -                              | 1                                    | -              | 11   | 32           | -                              | -              | 43  |
| Castellón                                  | 6   | 2                      | -   | -                      | -                                 | -                              | 1                                    | 1              | 10   | 39           | -                              | 1              | 49  |
| Ceuta                                      | 1   | -                      | -   | -                      | -                                 | -                              | -                                    | -              | 1  | 17           | -                              | 1              | 18  |
| Ferrol-San Cibrao                          | 9   | 29                     | 4   | -                      | -                                 | -                              | 1                                    | -              | 43   | 32           | -                              | 1              | 75  |
| Gijón                                      | 8   | -                      | -   | -                      | -                                 | -                              | 1                                    | -              | 9  | 30           | -                              | -              | 39  |
| Huelva                                     | 4   | -                      | -   | -                      | -                                 | -                              | -                                    | 1              | 5  | 105          | -                              | -              | 110   |
| Las Palmas                                 | 14  | 2                      | -   | -                      | -                                 | -                              | 1                                    | -              | 17   | 80           | -                              | -              | 97  |
| Málaga                                     | 6   | -                      | -   | -                      | -                                 | -                              | 1                                    | -              | 7  | 17           | -                              | -              | 24  |
| Marín y Ría de Pontevedra                  | 2   | 8                      | -   | -                      | -                                 | -                              | -                                    | -              | 10   | 16           | -                              | -              | 26  |
| Melilla                                    | 3   | 2                      | -   | -                      | -                                 | -                              | -                                    | -              | 5  | 15           | -                              | -              | 20  |
| Motril                                     | 3   | 1                      | -   | -                      | -                                 | -                              | -                                    | -              | 4  | 12           | -                              | -              | 16  |
| Pasajes                                    | 5   | 4                      | -   | 1                      | -                                 | -                              | -                                    | 1              | 11   | 20           | -                              | -              | 31  |
| Sta. C. de Tenerife                        | 13  | -                      | -   | -                      | -                                 | -                              | -                                    | -              | 13   | 82           | -                              | -              | 95  |
| Santander                                  | 7   | 32                     | 2   | -                      | -                                 | -                              | 1                                    | 1              | 43   | 58           | -                              | -              | 101   |
| Sevilla                                    | 3   | 100                    | 13  | -                      | -                                 | -                              | -                                    | 1              | 117  | 35           | -                              | -              | 152   |
| Tarragona                                  | 6   | 3                      | -   | -                      | -                                 | -                              | 1                                    | 1              | 11   | 40           | -                              | -              | 51  |
| Valencia                                   | 3   | -                      | -   | -                      | -                                 | -                              | -                                    | -              | 3  | 81           | -                              | -              | 84  |
| Vigo                                       | 3   | 27                     | 8   | -                      | 2                                 | 1                              | -                                    | 2              | 43   | 35           | -                              | -              | 78  |
| Vilagarcía                                 | 7   | 27                     | -   | -                      | 3                                 | -                              | -                                    | 2              | 39   | 14           | -                              | -              | 53  |
| <b>TOTAL</b>                               | <b>205</b>                                  | <b>292</b>             | <b>40</b>                                   | <b>1</b>               | <b>6</b>                          | <b>7</b>                       | <b>18</b>                            | <b>17</b>      | <b>585</b>                                   | <b>1.321</b> | <b>1</b>                       | <b>7</b>       | <b>1.906</b>  |

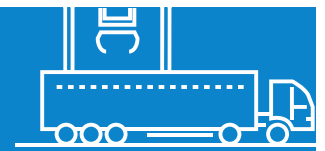
(1) Faros y luces destacadas: señales a las que no aplica el Sistema de Balizamiento Marítimo de la IALA (SBM-IALA) y su alcance nominal nocturno es igual o superior a 10 millas náuticas.

(2) Balizas (incluye boyas): señales a las que no aplica el SBM-IALA y tienen un alcance nominal nocturno inferior a 10 millas náuticas; todas las señales incluidas en el SBM-IALA, con independencia de su alcance nominal.

(3) Una enfilación está formada por dos balizas de enfilación.

(4) AtoN: Aids to navigation / Ayudas a la Navegación





CHARACTERISTICS OF THE PORTS > Aids to navigation > Aids to navigation list > Service provided by other organizations. Inspection performed by the Port Authorities

2. Characteristics of the ports

2.1. Geographical and general conditions

2.2. Water areas (hectares)

2.3. Geographical and general conditions

2.4. Ship's yards

2.5. Cranes (number)

2.6. Tugs (number)

2.7. Aids to navigation

2.7.1. Aids to navigation list

2.7.1.1. Service provided by the Port Authorities

2.7.1.2. Service provided by other organizations. Inspection performed by the Port Authorities

**2.7.1.2. Servicio prestado por otros organismos. Inspección a cargo de las Autoridades Portuarias**  
*Service provided by other organizations. Inspection performed by the Port Authorities*

| Inspección a cargo de las Autoridades Portuarias<br>Inspection performed by the Port Authorities |                                     |                                 |                           |   |                                 |  |                              |                   |   |
|--|-------------------------------------|---------------------------------|---------------------------|---|---------------------------------|--|------------------------------|-------------------|---|
| Autoridades Portuarias<br>Port Authorities   | Puertos C.A.<br>Regional ports aids | Acuicultura<br>Aquaculture aids | Emisarios<br>Pipides aids | Sistemas de medida (SADO)<br>ODAS bouys | Playas<br>Shore protection aids | Otras Instalaciones<br>Other facilities aids | Ayudas Sonoras<br>Sound aids | Racones<br>Racons | Total Inspección<br>Total inspection aids |
| A Coruña   | 53                                  | 9                               | -                         | 5                                       | -                               | -  | -                            | -                 | 67  |
| Alicante   | 91                                  | 46                              | 1                         | 1                                       | 3                               | 6  | -                            | -                 | 148                                       |
| Almería  | 41                                  | 16                              | 3                         | 1                                       | -                               | -  | -                            | -                 | 61  |
| Avilés   | 30                                  | 12                              | 1                         | 2                                       | -                               | -  | -                            | -                 | 45  |
| Bahía de Algeciras   | 11                                  | 16                              | -                         | 2                                       | -                               | 4  | -                            | -                 | 33  |
| Bahía de Cádiz   | 41                                  | 17                              | 3                         | 1                                       | -                               | 11   | -                            | -                 | 73  |
| Baleares   | 178                                 | 4                               | 4                         | 5                                       | 2                               | 10   | 1                            | -                 | 204                                       |
| Barcelona  | 147                                 | 17                              | 7                         | 8                                       | 5                               | 9  | -                            | -                 | 193                                       |
| Bilbao   | 24                                  | 8                               | -                         | 11                                      | -                               | 4  | 2                            | 1                 | 50  |
| Cartagena  | 78                                  | 52                              | 1                         | 1                                       | 1                               | 25   | -                            | -                 | 158                                       |
| Castellón  | 30                                  | 16                              | 1                         | -                                       | 1                               | 1  | 1                            | -                 | 50  |
| Ceuta  | -                                   | 3                               | -                         | 1                                       | -                               | -  | -                            | -                 | 4   |
| Ferrol-San Cibrao  | 60                                  | 4                               | 1                         | 5                                       | -                               | 6  | -                            | -                 | 76  |
| Gijón  | 28                                  | 2                               | 1                         | 1                                       | -                               | -  | -                            | -                 | 32  |
| Huelva   | 92                                  | 12                              | 1                         | 1                                       | -                               | -  | -                            | -                 | 106                                       |
| Las Palmas   | 57                                  | 22                              | 6                         | 13                                      | -                               | 9  | 1                            | 1                 | 109                                       |
| Málaga   | 48                                  | 28                              | -                         | 1                                       | 1                               | -  | 1                            | -                 | 79  |
| Marín y Ría de Pontevedra  | 33                                  | -                               | 1                         | -                                       | -                               | -  | -                            | -                 | 34  |
| Melilla  | -                                   | -                               | -                         | 1                                       | -                               | -  | -                            | -                 | 1   |
| Motril   | 6                                   | 4                               | 7                         | -                                       | -                               | -  | -                            | -                 | 17  |
| Pasajes  | 50                                  | 4                               | 2                         | 1                                       | -                               | -  | -                            | -                 | 57  |
| Sta. C. de Tenerife  | 63                                  | 22                              | 2                         | 3                                       | 2                               | -  | -                            | -                 | 92  |
| Santander  | 58                                  | -                               | 1                         | 1                                       | 2                               | 1  | -                            | -                 | 63  |
| Sevilla  | 5                                   | -                               | -                         | -                                       | -                               | -  | -                            | -                 | 5   |
| Tarragona  | 102                                 | 23                              | 10                        | 1                                       | -                               | 5  | 1                            | -                 | 142                                       |
| Valencia   | 20                                  | -                               | 1                         | 1                                       | -                               | -  | -                            | -                 | 22  |
| Vigo   | 32                                  | -                               | 1                         | 4                                       | -                               | 1  | -                            | -                 | 38  |
| Vilagarcía   | 97                                  | 61                              | -                         | 1                                       | -                               | 1  | -                            | -                 | 160                                       |
| <b>TOTAL</b>   | <b>1.475</b>                        | <b>398</b>                      | <b>55</b>                 | <b>72</b>                               | <b>17</b>                       | <b>93</b>                                    | <b>7</b>                     | <b>2</b>          | <b>2.119</b>                              |

(1) Faros: alcance nominal  $\geq$  10 millas náuticas

(2) Balizas: alcance nominal < 10 millas náuticas



PORT TRAFFIC > Goods traffic > State-Owned Port System traffic general summary

### 3. Port traffic

#### 3.1. Goods traffic

##### 3.1.1. State-Owned Port System traffic general summary

3.1.2. Total port traffic (tonnes)

3.1.3. Other data of traffic (number)

3.1.4. Total traffic by type of operation and navigation (tonnes)

3.1.5. Total traffic by type of operation (tonnes)

3.1.6. Total traffic by type of navigation (tonnes)

3.1.7. Cabotage traffic goods (tonnes)

3.1.8. Foreign traffic goods (tonnes)

3.1.9. Cabotage and foreign traffic goods (tonnes)

3.1.10. Fish captures. Tonnes and value

3.1.11. Supplies and local traffic (tonnes)

3.1.12. World areas of origin and destination of goods (tonnes)

3.1.13. Goods by country (tonnes)

3.1.14. Categories of goods classification (tonnes)

3.1.15. Transhipped goods (tonnes)

3.1.16. Classification of goods by transport facilities used when entering or leaving the port (tonnes)

3.1.17. Foreign and cabotage trade (tonnes)

#### 3.2. Containers traffic

#### 3.3. Ships traffic

#### 3.4. Sea passengers and automobiles in transport regime

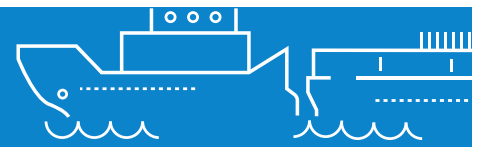
#### 3.5. Statistic breakdown of Ports Authorities

### 3.1.1. Resumen general del tráfico del Sistema Portuario

*State-Owned Port System traffic general summary*

| CONCEPTO<br>CONCEPT   | 2018  | 2019                                 | VARIACIÓN<br>VARIATION   |              |          |       |
|---|---|--------------------------------------|--------------------------|--------------|----------|-------|
|   |   |                                      | DIFERENCIA<br>DIFFERENCE | %            |          |       |
| MERCANCIAS SEGÚN SU PRESENTACIÓN (toneladas)<br>GOODS BY TYPE OF CARGO (tonnes) | Productos petrolíferos<br>Petrol products                       | 149.460.219                          | 149.047.813              | -412.406     | -0,28    |       |
|   | Graneles líquidos<br>Liquid bulk                                |                                      |                          |              |          |       |
|   | Otros líquidos<br>Other liquids                                 | 31.259.076                           | 38.041.876               | 6.782.800    | 21,70    |       |
|   | Total   | 180.719.296                          | 187.089.689              | 6.370.393    | 3,53     |       |
|   | Graneles sólidos<br>Solid bulk                                  | 102.366.095                          | 90.843.677               | -11.522.418  | -11,26   |       |
|   | Mercancía general<br>General cargo                              |                                      |                          |              |          |       |
|   | Convencional<br>Break bulk                                      | 76.344.302                           | 78.722.689               | 2.378.387    | 3,12     |       |
|   | En contenedores<br>In containers                                | 191.028.252                          | 195.289.626              | 4.261.374    | 2,23     |       |
|   | Total   | 267.372.554                          | 274.012.315              | 6.639.761    | 2,48     |       |
| <b>TOTAL</b>  | <b>550.457.945</b>  | <b>551.945.680</b>                   | <b>1.487.736</b>         | <b>0,27</b>  |          |       |
| OTRAS MERCANCIAS (toneladas)<br>OTHER GOODS (tonnes)                            | Pesca capturada<br>Fish captures                                | 224.014                              | 205.394                  | -18.620      | -8,31    |       |
|   | Avituallamiento<br>Supplies                                     | Combustibles líquidos<br>Liquid fuel | 8.153.155                | 7.988.860    | -164.295 | -2,02 |
|   |   | Resto<br>Rest                        | 2.142.339                | 2.058.455    | -83.884  | -3,92 |
|   | Total   | 10.295.494                           | 10.047.315               | -248.179     | -2,41    |       |
|   | Tráfico interior<br>Local traffic                               | 2.579.158                            | 2.305.650                | -273.508     | -10,60   |       |
| <b>TOTAL</b>  | <b>13.098.666</b>   | <b>12.558.360</b>                    | <b>-540.307</b>          | <b>-4,12</b> |          |       |
| <b>TOTAL TRÁFICO PORTUARIO / TOTAL PORT TRAFFIC</b>                             | <b>563.556.611</b>  | <b>564.504.040</b>                   | <b>947.429</b>           | <b>0,17</b>  |          |       |
| OTROS DATOS DE TRÁFICO<br>OTHER TRAFFIC DATA                                    | Mercancías en tránsito (toneladas)<br>Goods in transit (tonnes) | 148.087.521                          | 154.656.062              | 6.568.541    | 4,44     |       |
|   | Tráfico ro-ro (toneladas)<br>Ro-ro traffic (tonnes)             | 62.677.883                           | 65.778.392               | 3.100.510    | 4,95     |       |
|   | Contenedores TEUS (miles)<br>TEU Containers (thousands)         | En tránsito<br>In transit            | 9.268                    | 9.406        | 138      | 1,49  |
|   |   | Total                                | 17.203                   | 17.510       | 306      | 1,78  |
|   | Buques<br>Ships   | Número<br>Number                     | 167.119                  | 170.944      | 3.825    | 2,29  |
|   |   | G.T. (miles)<br>G.T. (thousands)     | 2.303.282                | 2.391.607    | 88.325   | 3,83  |
|   | Pasajeros (miles)<br>Sea passengers (thousands)                 | De crucero<br>Cruise passengers      | 10.170                   | 10.665       | 494      | 4,86  |
| Total   |   | 36.101                               | 37.607                   | 1.507        | 4,17     |       |

\* Incluye cargas, descargas, tránsitos y transbordos.  
Loaded, unloaded, transit and transhipped goods included



PORT TRAFFIC > Goods traffic > Total port traffic (tonnes)

### 3. Port traffic

#### 3.1. Goods traffic

3.1.1. State-Owned Port System traffic general summary

#### 3.1.2. Total port traffic (tonnes)

3.1.3. Other data of traffic (number)

3.1.4. Total traffic by type of operation and navigation (tonnes)

3.1.5. Total traffic by type of operation (tonnes)

3.1.6. Total traffic by type of navigation (tonnes)

3.1.7. Cabotage traffic goods (tonnes)

3.1.8. Foreign traffic goods (tonnes)

3.1.9. Cabotage and foreign traffic goods (tonnes)

3.1.10. Fish captures. Tonnes and value

3.1.11. Supplies and local traffic (tonnes)

3.1.12. World areas of origin and destination of goods (tonnes)

3.1.13. Goods by country (tonnes)

3.1.14. Categories of goods classification (tonnes)

3.1.15. Transhipped goods (tonnes)

3.1.16. Classification of goods by transport facilities used when entering or leaving the port (tonnes)

3.1.17. Foreign and cabotage trade (tonnes)

#### 3.2. Containers traffic

#### 3.3. Ships traffic

#### 3.4. Sea passengers and automobiles in transport regime

#### 3.5. Statistic breakdown of Ports Authorities

### 3.1.2. Tráfico portuario total (toneladas)

Total port traffic (tonnes)

| Autoridades Portuarias<br>Port Authorities | GRANELES LÍQUIDOS<br>LIQUID BULK     |                              |                    | GRANELES SÓLIDOS<br>SOLID BULK | MERCANCÍA GENERAL<br>GENERAL CARGO |                                  |                    | TOTAL MERCANCÍAS SEGÚN SU PRESENTACIÓN<br>TOTAL GOODS BY TYPE OF CARGO |
|--|--------------------------------------|------------------------------|--------------------|--------------------------------|------------------------------------|----------------------------------|--------------------|--|
|  | Productos petrolíferos<br>Petrol. p. | Otros líquidos<br>O. liquids | Total              |                                | Convencional<br>Break bulk         | En contenedores<br>In containers | Total              |  |
| A Coruña                                   | 8.528.108                            | 442.222                      | 8.970.330          | 3.474.568                      | 1.006.122                          | 35                               | 1.006.157          | 13.451.055   |
| Alicante                                   | 10.663                               | 20.916                       | 31.579             | 1.441.066                      | 185.680                            | 1.237.828                        | 1.423.508          | 2.896.153  |
| Almería                                    | -                                    | 56.707                       | 56.707             | 4.411.930                      | 703.200                            | 385.694                          | 1.088.894          | 5.557.531  |
| Avilés                                     | -                                    | 717.949                      | 717.949            | 2.797.355                      | 1.572.434                          | 2                                | 1.572.436          | 5.087.740  |
| Bahía de Algeciras                         | 28.589.814                           | 1.987.260                    | 30.577.074         | 973.830                        | 9.047.838                          | 64.283.309                       | 73.331.147         | 104.882.051  |
| Bahía de Cádiz                             | 978.914                              | 352.964                      | 1.331.878          | 1.859.008                      | 783.496                            | 367.850                          | 1.151.346          | 4.342.232  |
| Baleares                                   | 1.543.505                            | -                            | 1.543.505          | 1.223.606                      | 13.297.578                         | 459.002                          | 13.756.580         | 16.523.691   |
| Barcelona                                  | 8.364.631                            | 7.767.588                    | 16.132.219         | 4.071.384                      | 11.571.741                         | 34.182.740                       | 45.754.482         | 65.958.085   |
| Bilbao                                     | 14.710.654                           | 6.110.854                    | 20.821.508         | 4.681.191                      | 3.226.023                          | 6.717.568                        | 9.943.591          | 35.446.290   |
| Cartagena                                  | 23.562.592                           | 2.445.266                    | 26.007.858         | 6.835.599                      | 366.301                            | 889.187                          | 1.255.488          | 34.098.945   |
| Castellón                                  | 9.051.169                            | 1.550.681                    | 10.601.850         | 7.097.480                      | 234.845                            | 2.763.036                        | 2.997.881          | 20.697.211   |
| Ceuta                                      | 872.261                              | -                            | 872.261            | 24.625                         | 717.528                            | 114.973                          | 832.501            | 1.729.387  |
| Ferrol-San Cibrao                          | 498.473                              | 1.813.427                    | 2.311.900          | 8.095.030                      | 667.233                            | 95.405                           | 762.638            | 11.169.568   |
| Gijón                                      | 892.978                              | 1.763                        | 894.741            | 14.589.033                     | 883.731                            | 1.003.424                        | 1.887.155          | 17.370.929   |
| Huelva                                     | 17.320.383                           | 9.355.350                    | 26.675.733         | 5.755.664                      | 555.580                            | 589.779                          | 1.145.359          | 33.576.756   |
| Las Palmas                                 | 7.807.964                            | 262.311                      | 8.070.275          | 453.302                        | 4.661.610                          | 10.984.193                       | 15.645.803         | 24.169.380   |
| Málaga                                     | 3.774                                | 80.000                       | 83.774             | 1.464.546                      | 505.852                            | 1.431.971                        | 1.937.823          | 3.486.143  |
| Marín y Ría de Pontevedra                  | -                                    | 7                            | 7                  | 888.504                        | 676.064                            | 873.911                          | 1.549.975          | 2.438.486  |
| Melilla                                    | 75.935                               | -                            | 75.935             | 7.100                          | 637.489                            | 138.351                          | 775.840            | 858.875  |
| Motril                                     | 1.129.499                            | 194.805                      | 1.324.304          | 618.405                        | 789.304                            | 4.988                            | 794.292            | 2.737.001  |
| Pasaia                                     | -                                    | -                            | -                  | 1.031.321                      | 2.166.602                          | -                                | 2.166.602          | 3.197.923  |
| Sta. C. de Tenerife                        | 4.665.386                            | 146.093                      | 4.811.479          | 421.960                        | 3.895.454                          | 3.312.267                        | 7.207.721          | 12.441.160   |
| Santander                                  | 64.346                               | 259.267                      | 323.613            | 3.646.528                      | 2.408.150                          | 178.637                          | 2.586.787          | 6.556.928  |
| Sevilla                                    | -                                    | 293.337                      | 293.337            | 2.294.024                      | 780.335                            | 988.769                          | 1.769.104          | 4.356.465  |
| Tarragona                                  | 19.500.934                           | 1.709.612                    | 21.210.546         | 9.718.750                      | 1.324.309                          | 454.389                          | 1.778.698          | 32.707.994   |
| Valencia                                   | 860.061                              | 2.259.952                    | 3.120.013          | 2.190.118                      | 14.585.870                         | 60.831.738                       | 75.417.608         | 80.727.739   |
| Vigo                                       | -                                    | 46.770                       | 46.770             | 297.778                        | 1.160.394                          | 2.659.602                        | 3.819.996          | 4.164.544  |
| Vilagarcía                                 | 15.770                               | 166.774                      | 182.544            | 479.972                        | 311.925                            | 340.978                          | 652.903            | 1.315.419  |
| <b>TOTAL</b>                               | <b>149.047.813</b>                   | <b>38.041.876</b>            | <b>187.089.689</b> | <b>90.843.677</b>              | <b>78.722.689</b>                  | <b>195.289.626</b>               | <b>274.012.315</b> | <b>551.945.680</b>   |

| Autoridades Portuarias<br>Port Authorities | PESCA CAPTURADA<br>FISH CAPTURES | AVITUALLAMIENTO<br>SHIP'S SUPPLIES   |               |                | TRÁFICO INTERIOR<br>LOCAL TRAFFIC | TOTAL OTRAS MERCANCÍAS<br>TOTAL OTHER GOODS | TOTAL TRÁFICO PORTUARIO<br>TOTAL PORT TRAFFIC |
|--|----------------------------------|--------------------------------------|---------------|----------------|-----------------------------------|---|---|
|  |                                  | Combustibles líquidos<br>Liquid fuel | Resto<br>Rest | Total<br>Total |                                   |   |   |
| A Coruña                                   | 35.924                           | 30.957                               | 45.185        | 76.142         | 133.707                           | 245.773                                     | 13.696.828                                    |
| Alicante                                   | 867                              | 3.210                                | 18.755        | 21.965         | 27                                | 22.860                                      | 2.919.012                                     |
| Almería                                    | 4.164                            | 42.961                               | 34.948        | 77.909         | -                                 | 82.073                                      | 5.639.604                                     |
| Avilés                                     | 12.495                           | 11.255                               | 34.536        | 45.791         | -                                 | 58.286                                      | 5.146.026                                     |
| Bahía de Algeciras                         | 937                              | 2.190.274                            | 208.048       | 2.398.322      | 2.133.742                         | 4.533.001                                   | 109.415.052                                   |
| Bahía de Cádiz                             | 15.919                           | 13.251                               | 71.990        | 85.241         | -                                 | 101.160                                     | 4.443.392                                     |

|                           |                |                  |                  |                   |                  |                   |                    |
|---------------------------|----------------|------------------|------------------|-------------------|------------------|-------------------|--------------------|
| Baleares                  | 2.586          | 6.408            | 279.482          | 285.890           | -                | 288.476           | 16.812.167         |
| Barcelona                 | 3.575          | 1.413.757        | 317.968          | 1.731.725         | -                | 1.735.300         | 67.693.385         |
| Bilbao                    | -              | 62.956           | 51.776           | 114.732           | -                | 114.732           | 35.561.022         |
| Cartagena                 | 592            | 12.276           | 170.328          | 182.604           | -                | 183.196           | 34.282.141         |
| Castellón                 | 3.611          | -                | 20.030           | 20.030            | -                | 23.641            | 20.720.852         |
| Ceuta                     | 33             | 750.777          | 21.775           | 772.552           | -                | 772.585           | 2.501.972          |
| Ferrol-San Cibrao         | 147            | 4.993            | 5.910            | 10.903            | 2.766            | 13.816            | 11.183.384         |
| Gijón                     | 4.867          | 16.223           | -                | 16.223            | -                | 21.090            | 17.392.019         |
| Huelva                    | 208            | 186.428          | 30.178           | 216.606           | 20.156           | 236.970           | 33.813.726         |
| Las Palmas                | 1.393          | 2.275.822        | 243.741          | 2.519.563         | 7                | 2.520.963         | 26.690.343         |
| Málaga                    | 671            | 38.661           | 64.520           | 103.181           | -                | 103.852           | 3.589.995          |
| Marín y Ría de Pontevedra | 1.725          | 17.927           | 13.569           | 31.496            | -                | 33.221            | 2.471.707          |
| Melilla                   | -              | -                | 4.626            | 4.626             | -                | 4.626             | 863.501            |
| Motril                    | 944            | 19.506           | 18.067           | 37.573            | -                | 38.517            | 2.775.518          |
| Pasaia                    | 21.889         | 8.868            | 16.242           | 25.110            | -                | 46.999            | 3.244.922          |
| Sta. C. de Tenerife       | 5.144          | 521.561          | 125.396          | 646.957           | 773              | 652.874           | 13.094.034         |
| Santander                 | 3.472          | 9.931            | 15.902           | 25.833            | -                | 29.305            | 6.586.233          |
| Sevilla                   | -              | 11.800           | 25.399           | 37.199            | -                | 37.199            | 4.393.664          |
| Tarragona                 | 2.933          | 15.831           | 60.845           | 76.676            | 14.472           | 94.081            | 32.802.075         |
| Valencia                  | 1.495          | 252.059          | 82.262           | 334.321           | -                | 335.816           | 81.063.555         |
| Vigo                      | 79.803         | 70.229           | 72.633           | 142.862           | -                | 222.665           | 4.387.209          |
| Vilagarcía                | -              | 939              | 4.344            | 5.283             | -                | 5.283             | 1.320.702          |
| <b>TOTAL</b>              | <b>205.394</b> | <b>7.988.860</b> | <b>2.058.455</b> | <b>10.047.315</b> | <b>2.305.650</b> | <b>12.558.360</b> | <b>564.504.040</b> |





PORT TRAFFIC > Goods traffic > Other data of traffic (number)

**3. Port traffic**

**3.1. Goods traffic**

3.1.1. State-Owned Port System traffic general summary

3.1.2. Total port traffic (tonnes)

**3.1.3. Other data of traffic (number)**

3.1.4. Total traffic by type of operation and navigation (tonnes)

3.1.5. Total traffic by type of operation (tonnes)

3.1.6. Total traffic by type of navigation (tonnes)

3.1.7. Cabotage traffic goods (tonnes)

3.1.8. Foreign traffic goods (tonnes)

3.1.9. Cabotage and foreign traffic goods (tonnes)

3.1.10. Fish captures. Tonnes and value

3.1.11. Supplies and local traffic (tonnes)

3.1.12. World areas of origin and destination of goods (tonnes)

3.1.13. Goods by country (tonnes)

3.1.14. Categories of goods classification (tonnes)

3.1.15. Transhipped goods (tonnes)

3.1.16. Classification of goods by transport facilities used when entering or leaving the port (tonnes)

3.1.17. Foreign and cabotage trade (tonnes)

**3.2. Containers traffic**

**3.3. Ships traffic**

**3.4. Sea passengers and automobiles in transport regime**

**3.5. Statistic breakdown of Ports Authorities**

**3.1.3. Otros datos de tráfico (número)**  
*Other traffic data (number)*

| Autoridades Portuarias<br>Port Authorities | CONTENEDORES (TEUS)<br>T.E.U. CONTAINERS |                   | BUQUES<br>SHIPS  |                      | PASAJEROS<br>SEA PASSENGERS |                   |
|--|--|-------------------|------------------|----------------------|-----------------------------|-------------------|
|  | En tránsito<br>In transit                | TOTAL<br>TOTAL    | Número<br>Number | G.T.<br>G.T.         | De crucero<br>Cruise p.     | TOTAL<br>TOTAL    |
| A Coruña                                   | -  | 6                 | 1.213            | 20.494.711           | 160.256                     | 160.256           |
| Alicante                                   | 525                                      | 171.270           | 696              | 10.164.321           | 63.088                      | 206.457           |
| Almería                                    | 85                                       | 23.476            | 2.128            | 37.050.513           | 7.177                       | 958.384           |
| Avilés                                     | -  | 4                 | 795              | 5.500.365            | 4.544                       | 4.544             |
| Bahía de Algeciras                         | 4.416.235                                | 5.125.385         | 29.070           | 416.804.261          | -                           | 6.102.657         |
| Bahía de Cádiz                             | 773                                      | 57.839            | 1.193            | 29.301.300           | 477.392                     | 499.710           |
| Baleares                                   | 24                                       | 120.400           | 52.936           | 263.597.604          | 2.663.692                   | 9.524.740         |
| Barcelona                                  | 1.397.541                                | 3.324.651         | 8.901            | 344.730.742          | 3.137.918                   | 4.628.562         |
| Bilbao                                     | 1.731                                    | 628.426           | 2.818            | 48.183.949           | 55.448                      | 160.544           |
| Cartagena                                  | 135                                      | 67.606            | 2.169            | 44.450.811           | 250.058                     | 250.058           |
| Castellón                                  | 7.688                                    | 202.828           | 1.759            | 28.995.171           | 5.462                       | 5.462             |
| Ceuta                                      | 19                                       | 10.798            | 11.084           | 76.227.245           | 9.374                       | 2.110.304         |
| Ferrol-San Cibrao                          | -  | 8.278             | 1.086            | 15.023.964           | 14.928                      | 14.928            |
| Gijón                                      | 1  | 75.857            | 1.187            | 18.005.997           | 15.434                      | 15.434            |
| Huelva                                     | 8  | 73.978            | 2.491            | 41.533.239           | 1.357                       | 44.601            |
| Las Palmas                                 | 447.412                                  | 1.006.853         | 13.959           | 277.268.966          | 1.486.281                   | 3.001.046         |
| Málaga                                     | 170.304                                  | 209.226           | 1.870            | 54.355.578           | 476.973                     | 889.024           |
| Marín y Ría de Pontevedra                  | 5.002                                    | 76.645            | 507              | 4.050.082            | -                           | -                 |
| Melilla                                    | -  | 17.955            | 1.606            | 35.624.470           | 631                         | 842.983           |
| Motril                                     | -  | 613               | 1.323            | 17.701.475           | 9.415                       | 242.393           |
| Pasaia                                     | -  | -                 | 933              | 7.063.053            | 205                         | 205               |
| Sta. C. de Tenerife                        | 12.530                                   | 410.968           | 16.132           | 198.007.130          | 1.067.440                   | 6.305.604         |
| Santander                                  | 2  | 14.316            | 1.614            | 31.154.076           | 30.691                      | 235.625           |
| Sevilla                                    | -  | 136.627           | 1.009            | 5.273.623            | 20.518                      | 20.518            |
| Tarragona                                  | 62                                       | 47.985            | 2.545            | 48.987.812           | 128.089                     | 128.089           |
| Valencia                                   | 2.936.739                                | 5.439.827         | 7.891            | 273.704.772          | 435.616                     | 1.112.727         |
| Vigo                                       | 9.320                                    | 216.500           | 1.674            | 35.794.034           | 141.704                     | 141.704           |
| Vilagarcía                                 | 29                                       | 41.257            | 355              | 2.557.541            | 890                         | 890               |
| <b>TOTAL</b>                               | <b>9.406.165</b>                         | <b>17.509.574</b> | <b>170.944</b>   | <b>2.391.606.805</b> | <b>10.664.581</b>           | <b>37.607.449</b> |



PORT TRAFFIC > Goods traffic > Total traffic by type of operation and navigation (tonnes)

**3. Port traffic**

**3.1. Goods traffic**

3.1.1. State-Owned Port System traffic general summary

3.1.2. Total port traffic (tonnes)

3.1.3. Other data of traffic (number)

**3.1.4. Total traffic by type of operation and navigation (tonnes)**

3.1.5. Total traffic by type of operation (tonnes)

3.1.6. Total traffic by type of navigation (tonnes)

3.1.7. Cabotage traffic goods (tonnes)

3.1.8. Foreign traffic goods (tonnes)

3.1.9. Cabotage and foreign traffic goods (tonnes)

3.1.10. Fish captures. Tonnes and value

3.1.11. Supplies and local traffic (tonnes)

3.1.12. World areas of origin and destination of goods (tonnes)

3.1.13. Goods by country (tonnes)

3.1.14. Categories of goods classification (tonnes)

3.1.15. Transhipped goods (tonnes)

3.1.16. Classification of goods by transport facilities used when entering or leaving the port (tonnes)

3.1.17. Foreign and cabotage trade (tonnes)

**3.2. Containers traffic**

**3.3. Ships traffic**

**3.4. Sea passengers and automobiles in transport regime**

**3.5. Statistic breakdown of Ports Authorities**

**3.1.4. Tráfico total por tipo de operación y navegación (toneladas)**  
*Total traffic by type of operation and navigation (tonnes)*

| Autoridades Portuarias<br>Port Authorities | EMBARCADAS<br>LOADED |                     |                       |                              |                    | DESEMBARCADAS<br>UNLOADED |                     |                       |                              |                    | TRANS-BORDA-DAS<br>TRANSHIPPED | TOTAL TOTAL        |
|--|----------------------|---------------------|-----------------------|------------------------------|--------------------|---------------------------|---------------------|-----------------------|------------------------------|--------------------|--------------------------------|--------------------|
|  | Cabotaje<br>Cabotage | Exterior<br>Foreign | Avituall.<br>Supplies | Tráfico interior<br>Local t. | Total              | Cabotaje<br>Cabotage      | Exterior<br>Foreign | Avituall.<br>Supplies | Tráfico interior<br>Local t. | Total              |                                |                    |
| A Coruña                                   | 1.082.648            | 2.613.231           | 76.142                | 133.707                      | 3.905.728          | 988.349                   | 8.766.826           | 35.924                | -                            | 9.791.099          | -                              | 13.696.828         |
| Alicante                                   | 790.783              | 1.315.097           | 21.965                | 27                           | 2.127.873          | 303.135                   | 487.137             | 867                   | -                            | 791.140            | -                              | 2.919.012          |
| Almería                                    | 557.360              | 2.983.853           | 77.909                | -                            | 3.619.122          | 301.062                   | 1.715.256           | 4.164                 | -                            | 2.020.482          | -                              | 5.639.604          |
| Avilés                                     | 315.254              | 1.884.033           | 45.791                | -                            | 2.245.078          | 86.170                    | 2.802.284           | 12.495                | -                            | 2.900.949          | -                              | 5.146.026          |
| Bahía de Algeciras                         | 6.281.961            | 42.552.525          | 2.398.322             | 2.028.966                    | 53.261.774         | 3.602.867                 | 52.432.833          | 937                   | 104.776                      | 56.141.413         | 11.865                         | 109.415.052        |
| Bahía de Cádiz                             | 545.076              | 1.492.242           | 85.241                | -                            | 2.122.559          | 570.722                   | 1.721.987           | 15.919                | -                            | 2.308.628          | 12.205                         | 4.443.392          |
| Baleares                                   | 4.803.293            | 47.204              | 285.890               | -                            | 5.136.387          | 11.284.359                | 388.835             | 2.586                 | -                            | 11.675.780         | -                              | 16.812.167         |
| Barcelona                                  | 4.895.323            | 25.597.252          | 1.731.725             | -                            | 32.224.300         | 3.824.750                 | 31.640.760          | 3.575                 | -                            | 35.469.085         | -                              | 67.693.385         |
| Bilbao                                     | 1.610.880            | 10.772.498          | 114.732               | -                            | 12.498.110         | 647.354                   | 22.415.558          | -                     | -                            | 23.062.912         | -                              | 35.561.022         |
| Cartagena                                  | 1.478.665            | 7.419.704           | 182.604               | -                            | 9.080.973          | 1.503.371                 | 23.564.655          | 592                   | -                            | 25.068.618         | 132.550                        | 34.282.141         |
| Castellón                                  | 2.055.236            | 5.159.996           | 20.030                | -                            | 7.235.262          | 634.773                   | 12.847.206          | 3.611                 | -                            | 13.485.590         | -                              | 20.720.852         |
| Ceuta                                      | 308.427              | 32.627              | 772.552               | -                            | 1.113.606          | 1.050.659                 | 337.663             | 33                    | -                            | 1.388.355          | 10                             | 2.501.972          |
| Ferrol-San Cibrao                          | 136.561              | 2.300.046           | 10.903                | 2.766                        | 2.450.276          | 78.381                    | 8.654.581           | 147                   | -                            | 8.733.108          | -                              | 11.183.384         |
| Gijón                                      | 586.524              | 3.684.593           | 16.223                | -                            | 4.287.340          | 999.344                   | 12.100.467          | 4.867                 | -                            | 13.104.678         | -                              | 17.392.019         |
| Huelva                                     | 4.848.700            | 7.500.837           | 216.606               | 10.078                       | 12.576.221         | 1.429.125                 | 19.798.095          | 208                   | 10.078                       | 21.237.506         | -                              | 33.813.726         |
| Las Palmas                                 | 3.293.397            | 5.612.544           | 2.519.563             | 7                            | 11.425.511         | 7.479.604                 | 7.783.277           | 1.393                 | -                            | 15.264.274         | 558                            | 26.690.343         |
| Málaga                                     | 382.003              | 1.456.799           | 103.181               | -                            | 1.941.983          | 148.945                   | 1.494.623           | 671                   | -                            | 1.644.239          | 3.774                          | 3.589.995          |
| Marín y Ría de Pontevedra                  | 10.851               | 844.738             | 31.496                | -                            | 887.085            | 51.906                    | 1.530.992           | 1.725                 | -                            | 1.584.623          | -                              | 2.471.707          |
| Melilla                                    | 216.770              | 3.044               | 4.626                 | -                            | 224.440            | 588.993                   | 50.069              | -                     | -                            | 639.062            | -                              | 863.501            |
| Motril                                     | 109.080              | 797.184             | 37.573                | -                            | 943.837            | 1.045.879                 | 784.701             | 944                   | -                            | 1.831.524          | 157                            | 2.775.518          |
| Pasaia                                     | -                    | 1.368.040           | 25.110                | -                            | 1.393.150          | 78.633                    | 1.751.250           | 21.889                | -                            | 1.851.772          | -                              | 3.244.922          |
| Sta. C. de Tenerife                        | 3.822.550            | 481.864             | 646.957               | 773                          | 4.952.144          | 6.373.398                 | 1.721.335           | 5.144                 | -                            | 8.099.876          | 42.014                         | 13.094.034         |
| Santander                                  | 76.777               | 2.703.784           | 25.833                | -                            | 2.806.394          | 58.001                    | 3.718.366           | 3.472                 | -                            | 3.779.839          | -                              | 6.586.233          |
| Sevilla                                    | 852.993              | 1.014.522           | 37.199                | -                            | 1.904.714          | 379.047                   | 2.109.904           | -                     | -                            | 2.488.951          | -                              | 4.393.664          |
| Tarragona                                  | 2.180.235            | 5.100.090           | 76.676                | 7.236                        | 7.364.237          | 1.229.281                 | 24.090.846          | 2.933                 | 7.236                        | 25.330.297         | 107.542                        | 32.802.076         |
| Valencia                                   | 6.506.651            | 36.287.999          | 334.321               | -                            | 43.128.971         | 3.627.510                 | 34.305.579          | 1.495                 | -                            | 37.934.584         | -                              | 81.063.555         |
| Vigo                                       | 110.050              | 1.955.382           | 142.862               | -                            | 2.208.294          | 282.309                   | 1.816.803           | 79.803                | -                            | 2.178.915          | -                              | 4.387.209          |
| Vilagarcía                                 | 248.119              | 269.180             | 5.283                 | -                            | 522.582            | 157.330                   | 640.789             | -                     | -                            | 798.119            | -                              | 1.320.702          |
| <b>TOTAL</b>                               | <b>48.106.167</b>    | <b>173.250.906</b>  | <b>10.047.315</b>     | <b>2.183.560</b>             | <b>233.587.949</b> | <b>48.805.257</b>         | <b>281.472.676</b>  | <b>205.394</b>        | <b>122.090</b>               | <b>330.605.417</b> | <b>310.675</b>                 | <b>564.504.040</b> |

\* Incluye tránsito  
Transit included



PORT TRAFFIC > Goods traffic > Total traffic by type of operation (tonnes)

**3. Port traffic**

**3.1. Goods traffic**

3.1.1. State-Owned Port System traffic general summary

3.1.2. Total port traffic (tonnes)

3.1.3. Other data of traffic (number)

3.1.4. Total traffic by type of operation and navigation (tonnes)

**3.1.5. Total traffic by type of operation (tonnes)**

3.1.5.1. Goods in transit

3.1.5.2. Goods in transit by type of cargo

3.1.5.3. Ro-ro traffic

3.1.5.4. Intermodal transport units (ITU) ro-ro

3.1.5.5. Trade vehicles units

3.1.6. Total traffic by type of navigation (tonnes)

3.1.7. Cabotage traffic goods (tonnes)

3.1.8. Foreign traffic goods (tonnes)

3.1.9. Cabotage and foreign traffic goods (tonnes)

3.1.10. Fish captures. Tonnes and value

3.1.11. Supplies and local traffic (tonnes)

3.1.12. World areas of origin and destination of goods (tonnes)

3.1.13. Goods by country (tonnes)

3.1.14. Categories of goods classification (tonnes)

3.1.15. Transhipped goods (tonnes)

3.1.16. Classification of goods by transport facilities used when entering or leaving the port (tonnes)

3.1.17. Foreign and cabotage trade (tonnes)

**3.2. Containers traffic**

**3.3. Ships traffic**

**3.4. Sea passengers and automobiles in transport regime**

**3.5. Statistic breakdown of Ports Authorities**

**3.1.5. Tráfico total por tipo de operación (toneladas)**  
*Total traffic by type of operation (tonnes)*

| Autoridades Portuarias<br>Port Authorities | EMBARCADAS<br>LOADED      |                    | DESEMBARCADAS<br>UNLOADED |                    | TRANSBOR-<br>DADAS<br>TRAN-<br>SHIPPED | Total<br>Total     | PESCA.<br>AVITUALLA-<br>MIENTO Y<br>TRAF.<br>INTERIOR<br>FISH<br>CAPTURES,<br>SUPPLIES &<br>LOCAL<br>TRAFFIC | TOTAL<br>TOTAL     |
|--|---------------------------|--------------------|---------------------------|--------------------|--|--------------------|--|--------------------|
|  | En tránsito<br>In transit | Total<br>Total     | En tránsito<br>In transit | Total<br>Total     |  |                    |  |                    |
| A Coruña                                   | -                         | 3.695.879          | 42.793                    | 9.755.175          | -                                      | 13.451.055         | 245.773  | 13.696.828         |
| Alicante                                   | 3.397                     | 2.105.880          | 3.397                     | 790.273            | -                                      | 2.896.153          | 22.860   | 2.919.012          |
| Almería                                    | 248                       | 3.541.213          | 116                       | 2.016.318          | -                                      | 5.557.531          | 82.073   | 5.639.604          |
| Avilés                                     | 24.061                    | 2.199.287          | -                         | 2.888.454          | -                                      | 5.087.740          | 58.286   | 5.146.026          |
| Bahía de Algeciras                         | 37.209.488                | 48.834.486         | 36.476.269                | 56.035.700         | 11.865                                 | 104.882.051        | 4.533.001  | 109.415.052        |
| Bahía de Cádiz                             | 662.774                   | 2.037.318          | 720.260                   | 2.292.709          | 12.205                                 | 4.342.232          | 101.160  | 4.443.392          |
| Baleares                                   | 5.694                     | 4.850.497          | 92                        | 11.673.194         | -                                      | 16.523.691         | 288.476  | 16.812.167         |
| Barcelona                                  | 11.074.857                | 30.492.575         | 11.438.629                | 35.465.510         | -                                      | 65.958.084         | 1.735.300  | 67.693.385         |
| Bilbao                                     | 13.553                    | 12.383.378         | 13.511                    | 23.062.912         | -                                      | 35.446.290         | 114.732  | 35.561.022         |
| Cartagena                                  | 26.060                    | 8.898.369          | 26.330                    | 25.068.026         | 132.550                                | 34.098.945         | 183.196  | 34.282.141         |
| Castellón                                  | 59.337                    | 7.215.232          | 55.914                    | 13.481.979         | -                                      | 20.697.211         | 23.641   | 20.720.852         |
| Ceuta                                      | -                         | 341.054            | 412                       | 1.388.322          | 10                                     | 1.729.387          | 772.585  | 2.501.972          |
| Ferrol-San Cibrao                          | 16.155                    | 2.436.607          | 16.155                    | 8.732.962          | -                                      | 11.169.568         | 13.816   | 11.183.384         |
| Gijón                                      | 896.128                   | 4.271.117          | -                         | 13.099.811         | -                                      | 17.370.929         | 21.090   | 17.392.019         |
| Huelva                                     | 1.759.518                 | 12.349.537         | 1.705.966                 | 21.227.220         | -                                      | 33.576.756         | 236.970  | 33.813.726         |
| Las Palmas                                 | 5.029.730                 | 8.905.941          | 5.904.730                 | 15.262.881         | 558                                    | 24.169.380         | 2.520.963  | 26.690.343         |
| Málaga                                     | 501.010                   | 1.838.802          | 503.486                   | 1.643.568          | 3.774                                  | 3.486.143          | 103.852  | 3.589.995          |
| Marín y Ría de Pontevedra                  | 13.597                    | 855.589            | 20.014                    | 1.582.898          | -                                      | 2.438.486          | 33.221   | 2.471.707          |
| Melilla                                    | -                         | 219.814            | -                         | 639.062            | -                                      | 858.875            | 4.626  | 863.501            |
| Motril                                     | 720                       | 906.264            | 751                       | 1.830.580          | 157                                    | 2.737.001          | 38.517   | 2.775.518          |
| Pasaia                                     | 15.272                    | 1.368.040          | 15.272                    | 1.829.883          | -                                      | 3.197.923          | 46.999   | 3.244.922          |
| Sta. C. de Tenerife                        | 106.021                   | 4.304.414          | 130.067                   | 8.094.733          | 42.014                                 | 12.441.160         | 652.874  | 13.094.034         |
| Santander                                  | 23.038                    | 2.780.561          | 17.528                    | 3.776.367          | -                                      | 6.556.928          | 29.305   | 6.586.233          |
| Sevilla                                    | -                         | 1.867.515          | -                         | 2.488.951          | -                                      | 4.356.465          | 37.199   | 4.393.664          |
| Tarragona                                  | 1.652.720                 | 7.280.325          | 1.517.545                 | 25.320.127         | 107.542                                | 32.707.994         | 94.081   | 32.802.076         |
| Valencia                                   | 18.263.674                | 42.794.650         | 18.444.244                | 37.933.089         | -                                      | 80.727.739         | 335.816  | 81.063.555         |
| Vigo                                       | 116.427                   | 2.065.432          | 126.900                   | 2.099.112          | -                                      | 4.164.544          | 222.665  | 4.387.209          |
| Vilagarcía                                 | 2.089                     | 517.299            | 113                       | 798.119            | -                                      | 1.315.419          | 5.283  | 1.320.702          |
| <b>TOTAL</b>                               | <b>77.475.568</b>         | <b>221.357.073</b> | <b>77.180.494</b>         | <b>330.277.933</b> | <b>310.675</b>                         | <b>551.945.681</b> | <b>12.558.360</b>  | <b>564.504.040</b> |



PORT TRAFFIC > Goods traffic > Total traffic by type of operation (tonnes) > Goods in transit

**3. Port traffic**

**3.1. Goods traffic**

3.1.1. State-Owned Port System traffic general summary

3.1.2. Total port traffic (tonnes)

3.1.3. Other data of traffic (number)

3.1.4. Total traffic by type of operation and navigation (tonnes)

3.1.5. Total traffic by type of operation (tonnes)

**3.1.5.1. Goods in transit**

3.1.5.2. Goods in transit by type of cargo

3.1.5.3. Ro-ro traffic

3.1.5.4. Intermodal transport units (ITU) ro-ro

3.1.5.5. Trade vehicles units

3.1.6. Total traffic by type of navigation (tonnes)

3.1.7. Cabotage traffic goods (tonnes)

3.1.8. Foreign traffic goods (tonnes)

3.1.9. Cabotage and foreign traffic goods (tonnes)

3.1.10. Fish captures. Tonnes and value

3.1.11. Supplies and local traffic (tonnes)

3.1.12. World areas of origin and destination of goods (tonnes)

3.1.13. Goods by country (tonnes)

3.1.14. Categories of goods classification (tonnes)

3.1.15. Transhipped goods (tonnes)

3.1.16. Classification of goods by transport facilities used when entering or leaving the port (tonnes)

3.1.17. Foreign and cabotage trade (tonnes)

**3.2. Containers traffic**

**3.3. Ships traffic**

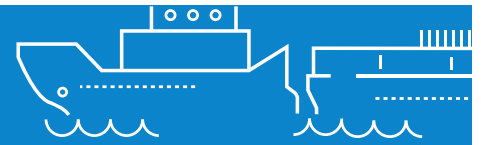
**3.4. Sea passengers and automobiles in transport regime**

**3.5. Statistic breakdown of Ports Authorities**

**3.1.5.1. Mercancías en tránsito (toneladas)**  
*Goods in transit (tonnes)*

| Autoridades Portuarias<br>Port<br>Authorities | CABOTAJE<br>CABOTAGE |                           |                   | EXTERIOR<br>FOREIGN  |                           |                    | TOTAL<br>TOTAL     |
|---|----------------------|---------------------------|-------------------|----------------------|---------------------------|--------------------|--------------------|
|   | Embarcadas<br>Loaded | Desembarcadas<br>Unloaded | Total<br>Total    | Embarcadas<br>Loaded | Desembarcadas<br>Unloaded | Total<br>Total     |                    |
| A Coruña                                      | -                    | -                         | -                 | -                    | 42.793                    | 42.793             | 42.793             |
| Alicante                                      | 710                  | 717                       | 1.427             | 2.687                | 2.680                     | 5.367              | 6.794              |
| Almería                                       | 132                  | -                         | 132               | 116                  | 116                       | 232                | 364                |
| Avilés  | -                    | -                         | -                 | 24.061               | -                         | 24.061             | 24.061             |
| Bahía de Algeciras                            | 5.495.538            | 3.602.792                 | 9.098.330         | 31.713.950           | 32.873.477                | 64.587.427         | 73.685.757         |
| Bahía de Cádiz                                | 31.004               | 116.390                   | 147.394           | 631.770              | 603.870                   | 1.235.640          | 1.383.034          |
| Baleares                                      | 5.694                | -                         | 5.694             | -                    | 92                        | 92                 | 5.786              |
| Barcelona                                     | 80.274               | 145.377                   | 225.651           | 10.994.583           | 11.293.252                | 22.287.835         | 22.513.486         |
| Bilbao  | 10.949               | 1.070                     | 12.019            | 2.604                | 12.441                    | 15.045             | 27.064             |
| Cartagena                                     | -                    | -                         | -                 | 26.060               | 26.330                    | 52.390             | 52.390             |
| Castellón                                     | 24                   | -                         | 24                | 59.313               | 55.914                    | 115.227            | 115.251            |
| Ceuta   | -                    | 6                         | 6                 | -                    | 405                       | 405                | 412                |
| Ferrol-San Cibrao                             | -                    | -                         | -                 | 16.155               | 16.155                    | 32.310             | 32.310             |
| Gijón   | 18.818               | -                         | 18.818            | 877.310              | -                         | 877.310            | 896.128            |
| Huelva  | 344.981              | 196.910                   | 541.891           | 1.414.537            | 1.509.056                 | 2.923.593          | 3.465.484          |
| Las Palmas                                    | 399.039              | 427.870                   | 826.909           | 4.630.691            | 5.476.860                 | 10.107.551         | 10.934.460         |
| Málaga  | 234                  | -                         | 234               | 500.776              | 503.486                   | 1.004.262          | 1.004.496          |
| Marín y Ría de Pontevedra                     | 6                    | -                         | 6                 | 13.591               | 20.014                    | 33.605             | 33.611             |
| Melilla                                       | -                    | -                         | -                 | -                    | -                         | -                  | -                  |
| Motril  | -                    | -                         | -                 | 720                  | 751                       | 1.471              | 1.471              |
| Pasaia  | -                    | -                         | -                 | 15.272               | 15.272                    | 30.544             | 30.544             |
| Sta. C. de Tenerife                           | 35.980               | 36.565                    | 72.545            | 70.041               | 93.502                    | 163.543            | 236.088            |
| Santander                                     | 17.143               | -                         | 17.143            | 5.895                | 17.528                    | 23.423             | 40.566             |
| Sevilla                                       | -                    | -                         | -                 | -                    | -                         | -                  | -                  |
| Tarragona                                     | 544.938              | -                         | 544.938           | 1.107.782            | 1.517.545                 | 2.625.327          | 3.170.265          |
| Valencia                                      | 1.047.266            | 847.933                   | 1.895.199         | 17.216.408           | 17.596.311                | 34.812.719         | 36.707.918         |
| Vigo  | 505                  | 33                        | 538               | 115.922              | 126.867                   | 242.789            | 243.327            |
| Vilagarcía                                    | 26                   | 112                       | 138               | 2.063                | 1                         | 2.064              | 2.202              |
| <b>TOTAL</b>                                  | <b>8.033.261</b>     | <b>5.375.775</b>          | <b>13.409.036</b> | <b>69.442.307</b>    | <b>71.804.719</b>         | <b>141.247.026</b> | <b>154.656.062</b> |

\* No incluye pesca, avituallamiento ni tráfico interior  
*Fish captures, supplies and local traffic not included*



PORT TRAFFIC > Goods traffic > Total traffic by type of operation (tonnes) > Goods in transit by type of cargo

**3. Port traffic**

**3.1. Goods traffic**

3.1.1. State-Owned Port System traffic general summary

3.1.2. Total port traffic (tonnes)

3.1.3. Other data of traffic (number)

3.1.4. Total traffic by type of operation and navigation (tonnes)

3.1.5. Total traffic by type of operation (tonnes)

3.1.5.1. Goods in transit

**3.1.5.2. Goods in transit by type of cargo**

3.1.5.3. Ro-ro traffic

3.1.5.4. Intermodal transport units (ITU) ro-ro

3.1.5.5. Trade vehicles units

3.1.6. Total traffic by type of navigation (tonnes)

3.1.7. Cabotage traffic goods (tonnes)

3.1.8. Foreign traffic goods (tonnes)

3.1.9. Cabotage and foreign traffic goods (tonnes)

3.1.10. Fish captures. Tonnes and value

3.1.11. Supplies and local traffic (tonnes)

3.1.12. World areas of origin and destination of goods (tonnes)

3.1.13. Goods by country (tonnes)

3.1.14. Categories of goods classification (tonnes)

3.1.15. Transhipped goods (tonnes)

3.1.16. Classification of goods by transport facilities used when entering or leaving the port (tonnes)

3.1.17. Foreign and cabotage trade (tonnes)

**3.2. Containers traffic**

**3.3. Ships traffic**

**3.4. Sea passengers and automobiles in transport regime**

**3.5. Statistic breakdown of Ports Authorities**

**3.1.5.2. Mercancías en tránsito según presentación (toneladas)**  
*Goods in transit by type of cargo (tonnes)*

|                           | Autoridades Portuarias<br><i>Port Authorities</i> | GRANELES LÍQUIDOS<br><i>LIQUID BULK</i> | GRANELES SÓLIDOS<br><i>SOLID BULK</i> | MERCANCÍA GENERAL<br><i>GENERAL CARGO</i> |                                       |                       | TOTAL<br><i>TOTAL</i> |
|---------------------------|---|---|---------------------------------------|---|---------------------------------------|-----------------------|-----------------------|
|                           |   |   |                                       | Convencional<br><i>Break bulk</i>         | En contenedor<br><i>In containers</i> | Total<br><i>Total</i> |                       |
| A Coruña                  | -   | 40.180                                  | 2.613                                 | -   | 2.613                                 | 42.793                |                       |
| Alicante                  | -   | -                                       | -                                     | 6.794                                     | 6.794                                 | 6.794                 |                       |
| Almería                   | -   | -                                       | -                                     | 364                                       | 364                                   | 364                   |                       |
| Avilés                    | -   | 24.061                                  | -                                     | -   | -                                     | 24.061                |                       |
| Bahía de Algeciras        | 14.377.398  | 147.243                                 | 731.798                               | 58.429.318                                | 59.161.116                            | 73.685.757            |                       |
| Bahía de Cádiz            | 1.250.510   | 125.698                                 | 5.101                                 | 1.724                                     | 6.826                                 | 1.383.034             |                       |
| Baleares                  | -   | -                                       | 5.667                                 | 118                                       | 5.786                                 | 5.786                 |                       |
| Barcelona                 | 5.941.012   | -                                       | 282.179                               | 16.290.295                                | 16.572.474                            | 22.513.486            |                       |
| Bilbao                    | 3.569   | -                                       | 1.327                                 | 22.168                                    | 23.495                                | 27.064                |                       |
| Cartagena                 | 52.120  | -                                       | -                                     | 270                                       | 270                                   | 52.390                |                       |
| Castellón                 | -   | 1.200                                   | 4.974                                 | 109.076                                   | 114.051                               | 115.251               |                       |
| Ceuta                     | -   | -                                       | 208                                   | 204                                       | 412                                   | 412                   |                       |
| Ferrol-San Cibrao         | -   | 31.918                                  | 391                                   | -   | 391                                   | 32.310                |                       |
| Gijón                     | -   | 896.126                                 | -                                     | 2   | 2                                     | 896.128               |                       |
| Huelva                    | 3.201.871   | 263.528                                 | 1                                     | 84  | 85                                    | 3.465.484             |                       |
| Las Palmas                | 3.802.485   | 59                                      | 441.355                               | 6.690.560                                 | 7.131.916                             | 10.934.460            |                       |
| Málaga                    | -   | -                                       | 1.202                                 | 1.003.294                                 | 1.004.496                             | 1.004.496             |                       |
| Marín y Ría de Pontevedra | -   | -                                       | -                                     | 33.611                                    | 33.611                                | 33.611                |                       |
| Melilla                   | -   | -                                       | -                                     | -   | -                                     | -                     |                       |
| Motril                    | -   | -                                       | 1.471                                 | -   | 1.471                                 | 1.471                 |                       |
| Pasaia                    | -   | -                                       | 30.544                                | -   | 30.544                                | 30.544                |                       |
| Sta. C. de Tenerife       | 9.614   | 2                                       | 18.455                                | 208.017                                   | 226.472                               | 236.088               |                       |
| Santander                 | -   | 28.225                                  | 12.326                                | 14  | 12.341                                | 40.566                |                       |
| Sevilla                   | -   | -                                       | -                                     | -   | -                                     | -                     |                       |
| Tarragona                 | 1.292.312   | 1.785.366                               | 91.821                                | 767                                       | 92.588                                | 3.170.265             |                       |
| Valencia                  | 331.222   | 313                                     | 78.099                                | 36.298.284                                | 36.376.383                            | 36.707.918            |                       |
| Vigo                      | -   | -                                       | 101.919                               | 141.407                                   | 243.327                               | 243.327               |                       |
| Vilagarcía                | 2.063   | -                                       | 1                                     | 138                                       | 139                                   | 2.202                 |                       |
| <b>TOTAL</b>              | <b>30.264.175</b>                                 | <b>3.343.919</b>                        | <b>1.811.456</b>                      | <b>119.236.512</b>                        | <b>121.047.968</b>                    | <b>154.656.062</b>    |                       |

\* No incluye pesca. avituallamiento ni tráfico interior  
*Fish captures. supplies and local traffic not included*



PORT TRAFFIC > Goods traffic > Total traffic by type of operation (tonnes) > Ro-ro traffic

### 3. Port traffic

#### 3.1. Goods traffic

3.1.1. State-Owned Port System traffic general summary

3.1.2. Total port traffic (tonnes)

3.1.3. Other data of traffic (number)

3.1.4. Total traffic by type of operation and navigation (tonnes)

#### 3.1.5. Total traffic by type of operation (tonnes)

3.1.5.1. Goods in transit

3.1.5.2. Goods in transit by type of cargo

#### 3.1.5.3. Ro-ro traffic

3.1.5.4. Intermodal transport units (ITU) ro-ro

3.1.5.5. Trade vehicles units

3.1.6. Total traffic by type of navigation (tonnes)

3.1.7. Cabotage traffic goods (tonnes)

3.1.8. Foreign traffic goods (tonnes)

3.1.9. Cabotage and foreign traffic goods (tonnes)

3.1.10. Fish captures. Tonnes and value

3.1.11. Supplies and local traffic (tonnes)

3.1.12. World areas of origin and destination of goods (tonnes)

3.1.13. Goods by country (tonnes)

3.1.14. Categories of goods classification (tonnes)

3.1.15. Transhipped goods (tonnes)

3.1.16. Classification of goods by transport facilities used when entering or leaving the port (tonnes)

3.1.17. Foreign and cabotage trade (tonnes)

#### 3.2. Containers traffic

#### 3.3. Ships traffic

#### 3.4. Sea passengers and automobiles in transport regime

#### 3.5. Statistic breakdown of Ports Authorities

### 3.1.5.3. Tráfico ro-ro (toneladas) Ro-ro traffic (tonnes)

| Autoridades Portuarias<br>Port Authorities | EMBARCADAS<br>LOADED             |                           |                   | DESEMBARCADAS<br>UNLOADED        |                           |                   | TOTAL<br>TOTAL                   |                           |                   |
|--|----------------------------------|---------------------------|-------------------|----------------------------------|---------------------------|-------------------|----------------------------------|---------------------------|-------------------|
|  | En contenedores<br>In containers | En otros medios<br>Others | Total<br>Total    | En contenedores<br>In containers | En otros medios<br>Others | Total<br>Total    | En contenedores<br>In containers | En otros medios<br>Others | Total<br>Total    |
| A Coruña                                   | -                                | -                         | -                 | -                                | -                         | -                 | -                                | -                         | -                 |
| Alicante                                   | 3.194                            | 6.050                     | 9.244             | 11.678                           | 7.431                     | 19.109            | 14.873                           | 13.480                    | 28.353            |
| Almería                                    | 19.827                           | 414.723                   | 434.550           | 7.908                            | 206.526                   | 214.434           | 27.735                           | 621.249                   | 648.984           |
| Avilés                                     | -                                | -                         | -                 | -                                | -                         | -                 | -                                | -                         | -                 |
| Bahía de Algeciras                         | 183.861                          | 4.323.062                 | 4.506.923         | 126.727                          | 4.412.335                 | 4.539.062         | 310.588                          | 8.735.397                 | 9.045.985         |
| Bahía de Cádiz                             | 167.389                          | 299.264                   | 466.653           | 46.931                           | 344.785                   | 391.716           | 214.320                          | 644.049                   | 858.369           |
| Baleares                                   | 155.954                          | 4.542.893                 | 4.698.847         | 302.176                          | 8.637.165                 | 8.939.341         | 458.130                          | 13.180.058                | 13.638.188        |
| Barcelona                                  | 565.047                          | 6.459.331                 | 7.024.379         | 176.983                          | 4.355.761                 | 4.532.745         | 742.031                          | 10.815.093                | 11.557.123        |
| Bilbao                                     | 3.347                            | 498.497                   | 501.844           | 633                              | 339.264                   | 339.897           | 3.980                            | 837.761                   | 841.741           |
| Cartagena                                  | -                                | -                         | -                 | -                                | -                         | -                 | -                                | -                         | -                 |
| Castellón                                  | 207.130                          | 75.389                    | 282.519           | 68.000                           | 781                       | 68.781            | 275.130                          | 76.170                    | 351.300           |
| Ceuta                                      | 62.531                           | 248.030                   | 310.561           | 52.442                           | 469.488                   | 521.930           | 114.973                          | 717.518                   | 832.491           |
| Ferrol-San Cibrao                          | 72                               | 4.521                     | 4.593             | 64                               | 46.279                    | 46.343            | 136                              | 50.800                    | 50.936            |
| Gijón                                      | -                                | -                         | -                 | -                                | -                         | -                 | -                                | -                         | -                 |
| Huelva                                     | 28.581                           | 284.138                   | 312.719           | 7.317                            | 115.088                   | 122.405           | 35.898                           | 399.226                   | 435.124           |
| Las Palmas                                 | 154.808                          | 1.991.849                 | 2.146.657         | 197.913                          | 2.107.403                 | 2.305.316         | 352.721                          | 4.099.252                 | 4.451.973         |
| Málaga                                     | 75.991                           | 268.321                   | 344.312           | 16.078                           | 211.981                   | 228.059           | 92.069                           | 480.302                   | 572.371           |
| Marín y Ría de Pontevedra                  | -                                | -                         | -                 | -                                | -                         | -                 | -                                | -                         | -                 |
| Melilla                                    | 16.154                           | 192.871                   | 209.025           | 63.924                           | 444.600                   | 508.524           | 80.078                           | 637.471                   | 717.549           |
| Motril                                     | 2.912                            | 350.845                   | 353.757           | 2.061                            | 290.379                   | 292.440           | 4.973                            | 641.224                   | 646.197           |
| Pasaia                                     | -                                | 574.357                   | 574.357           | -                                | 94.514                    | 94.514            | -                                | 668.871                   | 668.871           |
| Sta. C. de Tenerife                        | 127.478                          | 1.863.012                 | 1.990.490         | 192.684                          | 1.890.841                 | 2.083.525         | 320.162                          | 3.753.853                 | 4.074.015         |
| Santander                                  | 79.826                           | 1.060.036                 | 1.139.862         | 87.389                           | 960.015                   | 1.047.404         | 167.215                          | 2.020.051                 | 2.187.266         |
| Sevilla                                    | 7                                | 109.104                   | 109.111           | 2                                | 51.937                    | 51.939            | 9                                | 161.041                   | 161.050           |
| Tarragona                                  | -                                | 67.457                    | 67.457            | -                                | 236.344                   | 236.344           | -                                | 303.801                   | 303.801           |
| Valencia                                   | 626.367                          | 7.420.692                 | 8.047.059         | 160.093                          | 4.373.434                 | 4.533.527         | 786.460                          | 11.794.126                | 12.580.586        |
| Vigo                                       | 209.766                          | 585.645                   | 795.411           | 207.175                          | 123.533                   | 330.708           | 416.941                          | 709.178                   | 1.126.119         |
| Vilagarcía                                 | -                                | -                         | -                 | -                                | -                         | -                 | -                                | -                         | -                 |
| <b>TOTAL</b>                               | <b>2.690.242</b>                 | <b>31.640.087</b>         | <b>34.330.329</b> | <b>1.728.179</b>                 | <b>29.719.884</b>         | <b>31.448.063</b> | <b>4.418.421</b>                 | <b>61.359.971</b>         | <b>65.778.392</b> |

\* No incluye transbordo, pesca, avituallamiento ni tráfico interior  
Transshipment, fish captures, supplies and local traffic not included



PORT TRAFFIC > Goods traffic > Total traffic by type of operation (tonnes) > Intermodal transport units (ITU) ro-ro

**3. Port traffic**

**3.1. Goods traffic**

3.1.1. State-Owned Port System traffic general summary

3.1.2. Total port traffic (tonnes)

3.1.3. Other data of traffic (number)

3.1.4. Total traffic by type of operation and navigation (tonnes)

**3.1.5. Total traffic by type of operation (tonnes)**

3.1.5.1. Goods in transit

3.1.5.2. Goods in transit by type of cargo

3.1.5.3. Ro-ro traffic

**3.1.5.4. Intermodal transport units (ITU) ro-ro**

3.1.5.5. Trade vehicles units

3.1.6. Total traffic by type of navigation (tonnes)

3.1.7. Cabotage traffic goods (tonnes)

3.1.8. Foreign traffic goods (tonnes)

3.1.9. Cabotage and foreign traffic goods (tonnes)

3.1.10. Fish captures. Tonnes and value

3.1.11. Supplies and local traffic (tonnes)

3.1.12. World areas of origin and destination of goods (tonnes)

3.1.13. Goods by country (tonnes)

3.1.14. Categories of goods classification (tonnes)

3.1.15. Transhipped goods (tonnes)

3.1.16. Classification of goods by transport facilities used when entering or leaving the port (tonnes)

3.1.17. Foreign and cabotage trade (tonnes)

**3.2. Containers traffic**

**3.3. Ships traffic**

**3.4. Sea passengers and automobiles in transport regime**

**3.5. Statistic breakdown of Ports Authorities**

**3.1.5.4. Unidades de transporte intermodal (UTI) ro-ro**  
*Intermodal transport units (ITU) ro-ro*

| Autoridades Portuarias<br>Port Authorities | EMBARCADAS<br>LOADED       |                                 |                |                  | DESEMBARCADAS<br>UNLOADED  |                                 |                |                  | TOTAL<br>TOTAL   |
|--|----------------------------|---------------------------------|----------------|------------------|----------------------------|---------------------------------|----------------|------------------|------------------|
|  | Acompañadas<br>Accompanied | No acompañadas<br>Unaccompanied | Resto<br>Other | Total<br>Total   | Acompañadas<br>Accompanied | No acompañadas<br>Unaccompanied | Resto<br>Other | Total<br>Total   |                  |
| A Coruña                                   | -                          | -                               | -              | -                | -                          | -                               | -              | -                | -                |
| Alicante                                   | 54                         | 112                             | 47             | 213              | 55                         | 115                             | 3              | 173              | 386              |
| Almería                                    | 9.205                      | 8.689                           | 754            | 18.648           | 4.032                      | 8.088                           | 409            | 12.529           | 31.177           |
| Avilés                                     | -                          | -                               | -              | -                | -                          | -                               | -              | -                | -                |
| Bahía de Algeciras                         | 64.916                     | 118.905                         | 65.193         | 249.014          | 61.955                     | 120.183                         | 67.740         | 249.878          | 498.892          |
| Bahía de Cádiz                             | 696                        | 10.212                          | 74             | 10.982           | 577                        | 13.498                          | 1.526          | 15.601           | 26.583           |
| Baleares                                   | 279.722                    | 16.567                          | 6.373          | 302.662          | 283.838                    | 15.285                          | 4.662          | 303.785          | 606.447          |
| Barcelona                                  | 102.582                    | 104.967                         | 3.671          | 211.220          | 97.311                     | 101.454                         | 546            | 199.311          | 410.531          |
| Bilbao                                     | 4.693                      | 10.171                          | 2.077          | 16.941           | 3.350                      | 7.657                           | 2.017          | 13.024           | 29.965           |
| Cartagena                                  | -                          | -                               | -              | -                | -                          | -                               | -              | -                | -                |
| Castellón                                  | -                          | -                               | -              | -                | -                          | -                               | -              | -                | -                |
| Ceuta                                      | 8.783                      | 11.719                          | 973            | 21.475           | 9.110                      | 11.748                          | 906            | 21.764           | 43.239           |
| Ferrol-San Cibrao                          | -                          | -                               | 108            | 108              | -                          | -                               | 108            | 108              | 216              |
| Gijón                                      | -                          | -                               | -              | -                | -                          | -                               | -              | -                | -                |
| Huelva                                     | 212                        | 11.458                          | 157            | 11.827           | 152                        | 9.054                           | 116            | 9.322            | 21.149           |
| Las Palmas                                 | 32.717                     | 83.231                          | 45.081         | 161.029          | 34.973                     | 82.803                          | 45.475         | 163.251          | 324.280          |
| Málaga                                     | 2.292                      | 10.707                          | 1.515          | 14.514           | 2.291                      | 10.482                          | 1.290          | 14.063           | 28.577           |
| Marín y Ría de Pontevedra                  | -                          | -                               | -              | -                | -                          | -                               | -              | -                | -                |
| Melilla                                    | 4.554                      | 13.614                          | 3.199          | 21.367           | 4.819                      | 13.539                          | 3.743          | 22.101           | 43.468           |
| Motril                                     | 174                        | 13.133                          | 10.291         | 23.598           | 130                        | 14.503                          | 5.025          | 19.658           | 43.256           |
| Pasaia                                     | -                          | 2.715                           | -              | 2.715            | -                          | 2.663                           | -              | 2.663            | 5.378            |
| Sta. C. de Tenerife                        | 41.970                     | 64.511                          | 44.992         | 151.473          | 42.032                     | 68.707                          | 43.916         | 154.655          | 306.128          |
| Santander                                  | 738                        | 16.380                          | 3.895          | 21.013           | 767                        | 15.679                          | 2.762          | 19.208           | 40.221           |
| Sevilla                                    | 7                          | 4.336                           | 977            | 5.320            | -                          | 2.946                           | 236            | 3.182            | 8.502            |
| Tarragona                                  | -                          | -                               | -              | -                | -                          | -                               | -              | -                | -                |
| Valencia                                   | 68.691                     | 157.301                         | 266            | 226.258          | 67.474                     | 160.692                         | 1.723          | 229.889          | 456.147          |
| Vigo                                       | 2                          | 9.074                           | 1              | 9.077            | 14                         | 8.502                           | -              | 8.516            | 17.593           |
| Vilagarcía                                 | -                          | -                               | -              | -                | -                          | -                               | -              | -                | -                |
| <b>TOTAL</b>                               | <b>622.008</b>             | <b>667.802</b>                  | <b>189.644</b> | <b>1.479.454</b> | <b>612.880</b>             | <b>667.598</b>                  | <b>182.203</b> | <b>1.462.681</b> | <b>2.942.135</b> |

Acompañadas: suma de camiones articulados, camiones rígidos y trenes de carretera  
*Accompanied: articulated trucks plus rigid trucks and road trains*

No acompañadas: suma de remolques, semirremolques y plataformas (aptos para el transporte terrestre)  
*Unaccompanied: trailers plus semitrailers and decks (suitable for land transport)*

Resto: suma de cabezas tractoras, furgones y roll trailers y otros equipos (no aptos para el transporte terrestre)  
*Other: tractor trucks, vans and roll trailers and another devices (not suitable for land transport)*



PORT TRAFFIC > Goods traffic > Total traffic by type of operation (tonnes) > Trade vehicles units

**3. Port traffic**

**3.1. Goods traffic**

3.1.1. State-Owned Port System traffic general summary

3.1.2. Total port traffic (tonnes)

3.1.3. Other data of traffic (number)

3.1.4. Total traffic by type of operation and navigation (tonnes)

**3.1.5. Total traffic by type of operation (tonnes)**

3.1.5.1. Goods in transit

3.1.5.2. Goods in transit by type of cargo

3.1.5.3. Ro-ro traffic

3.1.5.4. Intermodal transport units (ITU) ro-ro

**3.1.5.5. Trade vehicles units**

3.1.6. Total traffic by type of navigation (tonnes)

3.1.7. Cabotage traffic goods (tonnes)

3.1.8. Foreign traffic goods (tonnes)

3.1.9. Cabotage and foreign traffic goods (tonnes)

3.1.10. Fish captures. Tonnes and value

3.1.11. Supplies and local traffic (tonnes)

3.1.12. World areas of origin and destination of goods (tonnes)

3.1.13. Goods by country (tonnes)

3.1.14. Categories of goods classification (tonnes)

3.1.15. Transhipped goods (tonnes)

3.1.16. Classification of goods by transport facilities used when entering or leaving the port (tonnes)

3.1.17. Foreign and cabotage trade (tonnes)

**3.2. Containers traffic**

**3.3. Ships traffic**

**3.4. Sea passengers and automobiles in transport regime**

**3.5. Statistic breakdown of Ports Authorities**

**3.1.5.5. Unidades de automóviles en régimen de mercancía**  
*Trade vehicles units*

| Autoridades Portuarias<br>Port Authorities | EMBARCADOS<br>LOADED |  |                |                  | DESEMBARCADOS<br>UNLOADED |  |                |                  | TOTAL<br>TOTAL   |
|--|----------------------|--|----------------|------------------|---------------------------|--|----------------|------------------|------------------|
|  | Turismos<br>Cars     | Autobuses y camiones<br>Buses and trucks | Resto<br>Other | Total<br>Total   | Turismos<br>Cars          | Autobuses y camiones<br>Buses and trucks | Resto<br>Other | Total<br>Total   |                  |
| A Coruña                                   | -                    | -  | -              | -                | -                         | -  | -              | -                | -                |
| Alicante                                   | 1.136                | 37                                       | 642            | 1.815            | 3.249                     | 20                                       | 190            | 3.459            | 5.274            |
| Almería                                    | 1.174                | 86                                       | 234            | 1.494            | -                         | -  | 2              | 2                | 1.496            |
| Avilés                                     | -                    | -  | -              | -                | -                         | -  | -              | -                | -                |
| Bahía de Algeciras                         | 3.686                | 430                                      | 313.257        | 317.373          | 261                       | 58                                       | 389.872        | 390.191          | 707.564          |
| Bahía de Cádiz                             | 11.780               | 929                                      | 1.530          | 14.239           | 3.071                     | 92                                       | 1.422          | 4.585            | 18.824           |
| Baleares                                   | 72.837               | 126                                      | 514            | 73.477           | 107.689                   | 143                                      | 771            | 108.603          | 182.080          |
| Barcelona                                  | 500.215              | 17.140                                   | 413            | 517.768          | 256.561                   | 3.262                                    | 97             | 259.920          | 777.688          |
| Bilbao                                     | 7.623                | 1.608                                    | 7.320          | 16.551           | 2.484                     | 339                                      | 8.254          | 11.077           | 27.628           |
| Cartagena                                  | -                    | -  | -              | -                | -                         | -  | -              | -                | -                |
| Castellón                                  | 489                  | 87                                       | 9              | 585              | 208                       | 67                                       | 5              | 280              | 865              |
| Ceuta                                      | 32                   | 3  | 19             | 54               | 1.417                     | 17                                       | 1.366          | 2.800            | 2.854            |
| Ferrol-San Cibrao                          | -                    | 7  | 21             | 28               | -                         | -  | 2              | 2                | 30               |
| Gijón                                      | -                    | -  | -              | -                | -                         | -  | -              | -                | -                |
| Huelva                                     | 1.444                | 627                                      | 216            | 2.287            | 898                       | 450                                      | 125            | 1.473            | 3.760            |
| Las Palmas                                 | 32.694               | 701                                      | 2.030          | 35.425           | 62.013                    | 1.427                                    | 1.897          | 65.337           | 100.762          |
| Málaga                                     | 4.623                | 330                                      | 1.522          | 6.475            | 69.531                    | 9  | 636            | 70.176           | 76.651           |
| Marín y Ría de Pontevedra                  | -                    | -  | -              | -                | -                         | -  | -              | -                | -                |
| Melilla                                    | 17                   | 3  | 33             | 53               | 1.426                     | 19                                       | 1.311          | 2.756            | 2.809            |
| Motril                                     | 165                  | 175                                      | 456            | 796              | -                         | 1  | -              | 1                | 797              |
| Pasaia                                     | 153.881              | 107.067                                  | 7              | 260.955          | 7.498                     | 4.829                                    | 18             | 12.345           | 273.300          |
| Sta. C. de Tenerife                        | 19.653               | 480                                      | 1.190          | 21.323           | 54.763                    | 1.103                                    | 5.883          | 61.749           | 83.072           |
| Santander                                  | 289.347              | 6.455                                    | 104            | 295.906          | 168.737                   | 1.619                                    | 152            | 170.508          | 466.414          |
| Sevilla                                    | 1                    | 249                                      | 179            | 429              | -                         | 19                                       | 38             | 57               | 486              |
| Tarragona                                  | 48.610               | 76                                       | 9              | 48.695           | 162.462                   | 62                                       | 1              | 162.525          | 211.220          |
| Valencia                                   | 432.374              | 9.007                                    | 1.685          | 443.066          | 274.911                   | 4.565                                    | 216            | 279.692          | 722.758          |
| Vigo                                       | 398.223              | 10.705                                   | 303            | 409.231          | 72.684                    | 1.028                                    | 45             | 73.757           | 482.988          |
| Vilagarcía                                 | -                    | -  | -              | -                | -                         | -  | -              | -                | -                |
| <b>TOTAL</b>                               | <b>1.980.004</b>     | <b>156.328</b>                           | <b>331.693</b> | <b>2.468.025</b> | <b>1.249.863</b>          | <b>19.129</b>                            | <b>412.303</b> | <b>1.681.295</b> | <b>4.149.320</b> |





PORT TRAFFIC > Goods traffic > Total traffic by type of navigation (tonnes)

**3. Port traffic**

**3.1. Goods traffic**

3.1.1. State-Owned Port System traffic general summary

3.1.2. Total port traffic (tonnes)

3.1.3. Other data of traffic (number)

3.1.4. Total traffic by type of operation and navigation (tonnes)

3.1.5. Total traffic by type of operation (tonnes)

**3.1.6. Total traffic by type of navigation (tonnes)**

3.1.7. Cabotage traffic goods (tonnes)

3.1.8. Foreign traffic goods (tonnes)

3.1.9. Cabotage and foreign traffic goods (tonnes)

3.1.10. Fish captures. Tonnes and value

3.1.11. Supplies and local traffic (tonnes)

3.1.12. World areas of origin and destination of goods (tonnes)

3.1.13. Goods by country (tonnes)

3.1.14. Categories of goods classification (tonnes)

3.1.15. Transhipped goods (tonnes)

3.1.16. Classification of goods by transport facilities used when entering or leaving the port (tonnes)

3.1.17. Foreign and cabotage trade (tonnes)

**3.2. Containers traffic**

**3.3. Ships traffic**

**3.4. Sea passengers and automobiles in transport regime**

**3.5. Statistic breakdown of Ports Authorities**

**3.1.6. Tráfico total por tipo de navegación (toneladas)**  
*Total traffic by type of navigation (tonnes)*

| Autoridades Portuarias<br>Port<br>Authorities | CABOTAJE<br>CABOTAGE |                                |                   | EXTERIOR<br>FOREIGN  |                                |                    | TRANSBOR-<br>DADAS<br>TRANSHI-<br>PPED | Pesca,<br>avitual-<br>lamiento y<br>tráf. interior<br>Fish<br>captures,<br>supplies &<br>local traffic | TOTAL<br>TOTAL     |
|---|----------------------|--------------------------------|-------------------|----------------------|--------------------------------|--------------------|--|--|--------------------|
|   | Embarcadas<br>Loaded | Desembar-<br>cadas<br>Unloaded | Total<br>Total    | Embarcadas<br>Loaded | Desembar-<br>cadas<br>Unloaded | Total<br>Total     |  |  |                    |
| A Coruña                                      | 1.082.648            | 988.349                        | 2.070.998         | 2.613.231            | 8.766.826                      | 11.380.057         | -                                      | 245.773  | 13.696.828         |
| Alicante                                      | 790.783              | 303.135                        | 1.093.918         | 1.315.097            | 487.137                        | 1.802.234          | -                                      | 22.860   | 2.919.012          |
| Almería                                       | 557.360              | 301.062                        | 858.422           | 2.983.853            | 1.715.256                      | 4.699.109          | -                                      | 82.073   | 5.639.604          |
| Avilés  | 315.254              | 86.170                         | 401.423           | 1.884.033            | 2.802.284                      | 4.686.317          | -                                      | 58.286   | 5.146.026          |
| Bahía de Algeciras                            | 6.281.961            | 3.602.867                      | 9.884.828         | 42.552.525           | 52.432.833                     | 94.985.358         | 11.865                                 | 4.533.001  | 109.415.052        |
| Bahía de Cádiz                                | 545.076              | 570.722                        | 1.115.798         | 1.492.242            | 1.721.987                      | 3.214.229          | 12.205                                 | 101.160  | 4.443.392          |
| Baleares                                      | 4.803.293            | 11.284.359                     | 16.087.652        | 47.204               | 388.835                        | 436.039            | -                                      | 288.476  | 16.812.167         |
| Barcelona                                     | 4.895.323            | 3.824.750                      | 8.720.073         | 25.597.252           | 31.640.760                     | 57.238.012         | -                                      | 1.735.300  | 67.693.385         |
| Bilbao  | 1.610.880            | 647.354                        | 2.258.234         | 10.772.498           | 22.415.558                     | 33.188.056         | -                                      | 114.732  | 35.561.022         |
| Cartagena                                     | 1.478.665            | 1.503.371                      | 2.982.036         | 7.419.704            | 23.564.655                     | 30.984.359         | 132.550                                | 183.196  | 34.282.141         |
| Castellón                                     | 2.055.236            | 634.773                        | 2.690.010         | 5.159.996            | 12.847.206                     | 18.007.202         | -                                      | 23.641   | 20.720.852         |
| Ceuta   | 308.427              | 1.050.659                      | 1.359.086         | 32.627               | 337.663                        | 370.291            | 10                                     | 772.585  | 2.501.972          |
| Ferrol-San Cibrao                             | 136.561              | 78.381                         | 214.941           | 2.300.046            | 8.654.581                      | 10.954.627         | -                                      | 13.816   | 11.183.384         |
| Gijón   | 586.524              | 999.344                        | 1.585.868         | 3.684.593            | 12.100.467                     | 15.785.061         | -                                      | 21.090   | 17.392.019         |
| Huelva  | 4.848.700            | 1.429.125                      | 6.277.825         | 7.500.837            | 19.798.095                     | 27.298.931         | -                                      | 236.970  | 33.813.726         |
| Las Palmas                                    | 3.293.397            | 7.479.604                      | 10.773.001        | 5.612.544            | 7.783.277                      | 13.395.821         | 558                                    | 2.520.963  | 26.690.343         |
| Málaga  | 382.003              | 148.945                        | 530.948           | 1.456.799            | 1.494.623                      | 2.951.421          | 3.774                                  | 103.852  | 3.589.995          |
| Marín y Ría de Pontevedra                     | 10.851               | 51.906                         | 62.757            | 844.738              | 1.530.992                      | 2.375.729          | -                                      | 33.221   | 2.471.707          |
| Melilla                                       | 216.770              | 588.993                        | 805.763           | 3.044                | 50.069                         | 53.112             | -                                      | 4.626  | 863.501            |
| Motril  | 109.080              | 1.045.879                      | 1.154.959         | 797.184              | 784.701                        | 1.581.885          | 157                                    | 38.517   | 2.775.518          |
| Pasaia  | -                    | 78.633                         | 78.633            | 1.368.040            | 1.751.250                      | 3.119.290          | -                                      | 46.999   | 3.244.922          |
| Sta. C. de Tenerife                           | 3.822.550            | 6.373.398                      | 10.195.948        | 481.864              | 1.721.335                      | 2.203.198          | 42.014                                 | 652.874  | 13.094.034         |
| Santander                                     | 76.777               | 58.001                         | 134.778           | 2.703.784            | 3.718.366                      | 6.422.150          | -                                      | 29.305   | 6.586.233          |
| Sevilla                                       | 852.993              | 379.047                        | 1.232.040         | 1.014.522            | 2.109.904                      | 3.124.425          | -                                      | 37.199   | 4.393.664          |
| Tarragona                                     | 2.180.235            | 1.229.281                      | 3.409.516         | 5.100.090            | 24.090.846                     | 29.190.936         | 107.542                                | 94.081   | 32.802.076         |
| Valencia                                      | 6.506.651            | 3.627.510                      | 10.134.161        | 36.287.999           | 34.305.579                     | 70.593.578         | -                                      | 335.816  | 81.063.555         |
| Vigo  | 110.050              | 282.309                        | 392.359           | 1.955.382            | 1.816.803                      | 3.772.185          | -                                      | 222.665  | 4.387.209          |
| Vilagarcía                                    | 248.119              | 157.330                        | 405.449           | 269.180              | 640.789                        | 909.970            | -                                      | 5.283  | 1.320.702          |
| <b>TOTAL</b>                                  | <b>48.106.167</b>    | <b>48.805.257</b>              | <b>96.911.424</b> | <b>173.250.906</b>   | <b>281.472.676</b>             | <b>454.723.582</b> | <b>310.675</b>                         | <b>12.558.360</b>  | <b>564.504.040</b> |

\* Incluye tránsito  
Transit included



PORT TRAFFIC > Goods traffic > Cabotage traffic goods (tonnes) > Liquid bulk

### 3. Port traffic

#### 3.1. Goods traffic

3.1.1. State-Owned Port System traffic general summary

3.1.2. Total port traffic (tonnes)

3.1.3. Other data of traffic (number)

3.1.4. Total traffic by type of operation and navigation (tonnes)

3.1.5. Total traffic by type of operation (tonnes)

3.1.6. Total traffic by type of navigation (tonnes)

3.1.7. Cabotage traffic goods (tonnes)

#### 3.1.7.1. Liquid bulk

3.1.7.2. Solid bulk

3.1.7.3. General cargo

3.1.7.4. Total cabotage traffic goods

3.1.8. Foreign traffic goods (tonnes)

3.1.9. Cabotage and foreign traffic goods (tonnes)

3.1.10. Fish captures. Tonnes and value

3.1.11. Supplies and local traffic (tonnes)

3.1.12. World areas of origin and destination of goods (tonnes)

3.1.13. Goods by country (tonnes)

3.1.14. Categories of goods classification (tonnes)

3.1.15. Transhipped goods (tonnes)

3.1.16. Classification of goods by transport facilities used when entering or leaving the port (tonnes)

3.1.17. Foreign and cabotage trade (tonnes)

#### 3.2. Containers traffic

#### 3.3. Ships traffic

3.4. Sea passengers and automobiles in transport regime

3.5. Statistic breakdown of Ports Authorities

### 3.1.7.1. Graneles líquidos (toneladas) Liquid bulk (tonnes)

| Autoridades Portuarias<br>Port Authorities | MUELLES DEL SERVICIO<br>PORT AUTHORITY QUAYS |                           |                   | MUELLES DE PARTICULARES<br>PRIVATE QUAYS |                           |                   | TOTAL<br>TOTAL       |                           |                   |
|--|--|---------------------------|-------------------|--|---------------------------|-------------------|----------------------|---------------------------|-------------------|
|  | Embarcadas<br>Loaded                         | Desembarcadas<br>Unloaded | Total<br>Total    | Embarcadas<br>Loaded                     | Desembarcadas<br>Unloaded | Total<br>Total    | Embarcadas<br>Loaded | Desembarcadas<br>Unloaded | Total<br>Total    |
| A Coruña                                   | 890.896                                      | 864.364                   | 1.755.260         | -  | -                         | -                 | 890.896              | 864.364                   | 1.755.260         |
| Alicante                                   | -  | 1.825                     | 1.825             | -  | -                         | -                 | -                    | 1.825                     | 1.825             |
| Almería                                    | 15.017                                       | -                         | 15.017            | -  | -                         | -                 | 15.017               | -                         | 15.017            |
| Avilés                                     | 85.929                                       | 5.250                     | 91.179            | -  | 43.770                    | 43.770            | 85.929               | 49.020                    | 134.949           |
| Bahía de Algeciras                         | 10.789                                       | 33.955                    | 44.744            | 4.069.604                                | 1.426.613                 | 5.496.217         | 4.080.392            | 1.460.569                 | 5.540.961         |
| Bahía de Cádiz                             | 30.538                                       | 116.390                   | 146.928           | -  | -                         | -                 | 30.538               | 116.390                   | 146.928           |
| Baleares                                   | -  | 477.807                   | 477.807           | -  | 780.052                   | 780.052           | -                    | 1.257.859                 | 1.257.859         |
| Barcelona                                  | 141.085                                      | 1.311.281                 | 1.452.366         | -  | 13.022                    | 13.022            | 141.085              | 1.324.303                 | 1.465.388         |
| Bilbao                                     | 157.534                                      | 195.575                   | 353.109           | 1.054.211                                | 305.692                   | 1.359.903         | 1.211.745            | 501.267                   | 1.713.012         |
| Cartagena                                  | 1.301.700                                    | 1.312.205                 | 2.613.905         | -  | -                         | -                 | 1.301.700            | 1.312.205                 | 2.613.905         |
| Castellón                                  | -  | 125.667                   | 125.667           | 1.991.225                                | 335.060                   | 2.326.285         | 1.991.225            | 460.727                   | 2.451.952         |
| Ceuta                                      | -  | 560.296                   | 560.296           | -  | -                         | -                 | -                    | 560.296                   | 560.296           |
| Ferrol-San Cibrao                          | -  | -                         | -                 | 80.078                                   | 31.142                    | 111.220           | 80.078               | 31.142                    | 111.220           |
| Gijón                                      | 19.509                                       | 635.402                   | 654.911           | -  | -                         | -                 | 19.509               | 635.402                   | 654.911           |
| Huelva                                     | 1.881.472                                    | 185.862                   | 2.067.334         | 2.022.464                                | 931.854                   | 2.954.318         | 3.903.936            | 1.117.716                 | 5.021.652         |
| Las Palmas                                 | 13.038                                       | 2.190.017                 | 2.203.055         | 96.097                                   | 301.448                   | 397.545           | 109.135              | 2.491.465                 | 2.600.600         |
| Málaga                                     | -  | -                         | -                 | -  | -                         | -                 | -                    | -                         | -                 |
| Marín y Ría de Pontevedra                  | -  | -                         | -                 | -  | -                         | -                 | -                    | -                         | -                 |
| Melilla                                    | -  | 75.935                    | 75.935            | -  | -                         | -                 | -                    | 75.935                    | 75.935            |
| Motril                                     | -  | 1.008.563                 | 1.008.563         | -  | -                         | -                 | -                    | 1.008.563                 | 1.008.563         |
| Pasaia                                     | -  | -                         | -                 | -  | -                         | -                 | -                    | -                         | -                 |
| Sta. C. de Tenerife                        | 197.447                                      | 965.481                   | 1.162.928         | 805.118                                  | 1.384.215                 | 2.189.333         | 1.002.565            | 2.349.696                 | 3.352.261         |
| Santander                                  | -  | -                         | -                 | 2.586                                    | 1.500                     | 4.086             | 2.586                | 1.500                     | 4.086             |
| Sevilla                                    | -  | -                         | -                 | -  | 10.128                    | 10.128            | -                    | 10.128                    | 10.128            |
| Tarragona                                  | 282.254                                      | 500.342                   | 782.596           | 1.252.673                                | 655.885                   | 1.908.558         | 1.534.927            | 1.156.227                 | 2.691.154         |
| Valencia                                   | -  | 90.549                    | 90.549            | 31.092                                   | 124.812                   | 155.904           | 31.092               | 215.361                   | 246.453           |
| Vigo                                       | -  | -                         | -                 | -  | -                         | -                 | -                    | -                         | -                 |
| Vilagarcía                                 | -  | -                         | -                 | -  | -                         | -                 | -                    | -                         | -                 |
| <b>TOTAL</b>                               | <b>5.027.207</b>                             | <b>10.656.766</b>         | <b>15.683.974</b> | <b>11.405.148</b>                        | <b>6.345.193</b>          | <b>17.750.341</b> | <b>16.432.355</b>    | <b>17.001.959</b>         | <b>33.434.315</b> |

\* Incluye tránsito. No incluye transbordo, pesca, avituallamiento ni tráfico interior.  
Transit included. Transshipment, fish captures, supplies and local traffic not included.



PORT TRAFFIC > Goods traffic > Cabotage traffic goods (tonnes) > Solid bulk

### 3. Port traffic

#### 3.1. Goods traffic

3.1.1. State-Owned Port System traffic general summary

3.1.2. Total port traffic (tonnes)

3.1.3. Other data of traffic (number)

3.1.4. Total traffic by type of operation and navigation (tonnes)

3.1.5. Total traffic by type of operation (tonnes)

3.1.6. Total traffic by type of navigation (tonnes)

3.1.7. Cabotage traffic goods (tonnes)

3.1.7.1. Liquid bulk

3.1.7.2. Solid bulk

3.1.7.2.1. Solid bulk handled without special facilities

3.1.7.2.2. Solid bulk handled by special facilities

3.1.7.3. General cargo

3.1.7.4. Total cabotage traffic goods

3.1.8. Foreign traffic goods (tonnes)

3.1.9. Cabotage and foreign traffic goods (tonnes)

3.1.10. Fish captures. Tonnes and value

3.1.11. Supplies and local traffic (tonnes)

3.1.12. World areas of origin and destination of goods (tonnes)

3.1.13. Goods by country (tonnes)

3.1.14. Categories of goods classification (tonnes)

3.1.15. Transhipped goods (tonnes)

3.1.16. Classification of goods by transport facilities used when entering or leaving the port (tonnes)

3.1.17. Foreign and cabotage trade (tonnes)

3.2. Containers traffic

3.3. Ships traffic

3.4. Sea passengers and automobiles in transport regime

3.5. Statistic breakdown of Ports Authorities

### 3.1.7.2. Graneles sólidos (toneladas) Solid bulk (tonnes)

| Autoridades Portuarias<br>Port Authorities | MUELLES DEL SERVICIO<br>PORT AUTHORITY QUAYS |                           |                  | MUELLES DE PARTICULARES<br>PRIVATE QUAYS |                           |                  | TOTAL<br>TOTAL       |                           |                  |
|--|--|---------------------------|------------------|--|---------------------------|------------------|----------------------|---------------------------|------------------|
|  | Embarcadas<br>Loaded                         | Desembarcadas<br>Unloaded | Total<br>Total   | Embarcadas<br>Loaded                     | Desembarcadas<br>Unloaded | Total<br>Total   | Embarcadas<br>Loaded | Desembarcadas<br>Unloaded | Total<br>Total   |
| A Coruña                                   | 179.707                                      | 123.838                   | 303.545          | -  | -                         | -                | 179.707              | 123.838                   | 303.545          |
| Alicante                                   | -  | 10.528                    | 10.528           | -  | -                         | -                | -                    | 10.528                    | 10.528           |
| Almería                                    | -  | 250.550                   | 250.550          | 433.207                                  | 2.871                     | 436.078          | 433.207              | 253.421                   | 686.629          |
| Avilés                                     | 148.253                                      | 28.258                    | 176.510          | -  | 8.542                     | 8.542            | 148.253              | 36.800                    | 185.052          |
| Bahía de Algeciras                         | -  | 10.374                    | 10.374           | 115.637                                  | 103.319                   | 218.956          | 115.637              | 113.693                   | 229.329          |
| Bahía de Cádiz                             | 9.835  | 34.559                    | 44.394           | -  | 8.715                     | 8.715            | 9.835                | 43.274                    | 53.109           |
| Baleares                                   | 33.005                                       | 1.082.861                 | 1.115.866        | -  | -                         | -                | 33.005               | 1.082.861                 | 1.115.866        |
| Barcelona                                  | 17.314                                       | 119.006                   | 136.320          | -  | -                         | -                | 17.314               | 119.006                   | 136.320          |
| Bilbao                                     | 103.712                                      | -                         | 103.712          | -  | -                         | -                | 103.712              | -                         | 103.712          |
| Cartagena                                  | 137.149                                      | 182.739                   | 319.887          | -  | -                         | -                | 137.149              | 182.739                   | 319.887          |
| Castellón                                  | 26.557                                       | 65.626                    | 92.183           | 36.458                                   | 97.455                    | 133.913          | 63.015               | 163.081                   | 226.096          |
| Ceuta                                      | -  | 21.825                    | 21.825           | -  | -                         | -                | -                    | 21.825                    | 21.825           |
| Ferrol-San Cibrao                          | 3.560  | -                         | 3.560            | 21.263                                   | 42.850                    | 64.112           | 24.823               | 42.850                    | 67.672           |
| Gijón                                      | 534.085                                      | 328.894                   | 862.980          | -  | -                         | -                | 534.085              | 328.894                   | 862.980          |
| Huelva                                     | 308.862                                      | 98.955                    | 407.817          | 22.727                                   | -                         | 22.727           | 331.589              | 98.955                    | 430.544          |
| Las Palmas                                 | 7.274  | 144.663                   | 151.937          | -  | -                         | -                | 7.274                | 144.663                   | 151.937          |
| Málaga                                     | 40.746                                       | 4.500                     | 45.246           | -  | -                         | -                | 40.746               | 4.500                     | 45.246           |
| Marín y Ría de Pontevedra                  | -  | 9.533                     | 9.533            | -  | -                         | -                | -                    | 9.533                     | 9.533            |
| Melilla                                    | -  | 7.100                     | 7.100            | -  | -                         | -                | -                    | 7.100                     | 7.100            |
| Motril                                     | -  | -                         | -                | -  | -                         | -                | -                    | -                         | -                |
| Pasaia                                     | -  | 27.525                    | 27.525           | -  | -                         | -                | -                    | 27.525                    | 27.525           |
| Sta. C. de Tenerife                        | 20.512                                       | 217.043                   | 237.555          | -  | -                         | -                | 20.512               | 217.043                   | 237.555          |
| Santander                                  | 54.002                                       | 56.497                    | 110.499          | -  | -                         | -                | 54.002               | 56.497                    | 110.499          |
| Sevilla                                    | 24.898                                       | 48.372                    | 73.270           | -  | 14.209                    | 14.209           | 24.898               | 62.581                    | 87.479           |
| Tarragona                                  | 58.202                                       | 49.278                    | 107.480          | 535.532                                  | -                         | 535.532          | 593.734              | 49.278                    | 643.012          |
| Valencia                                   | 12.756                                       | 41.096                    | 53.852           | 9.510                                    | -                         | 9.510            | 22.266               | 41.096                    | 63.362           |
| Vigo                                       | -  | 217.612                   | 217.612          | -  | -                         | -                | -                    | 217.612                   | 217.612          |
| Vilagarcía                                 | 2.750  | 76.034                    | 78.784           | -  | -                         | -                | 2.750                | 76.034                    | 78.784           |
| <b>TOTAL</b>                               | <b>1.723.179</b>                             | <b>3.257.266</b>          | <b>4.980.444</b> | <b>1.174.333</b>                         | <b>277.960</b>            | <b>1.452.293</b> | <b>2.897.512</b>     | <b>3.535.226</b>          | <b>6.432.738</b> |

\* Incluye tránsito. No incluye transbordo, pesca, avituallamiento ni tráfico interior.  
Transit included. Transshipment, fish captures, supplies and local traffic not included.



PORT TRAFFIC > Goods traffic > Cabotage traffic goods (tonnes) > Solid bulk > Solid bulk handled without special facilities

**3. Port traffic**

**3.1. Goods traffic**

3.1.1. State-Owned Port System traffic general summary

3.1.2. Total port traffic (tonnes)

3.1.3. Other data of traffic (number)

3.1.4. Total traffic by type of operation and navigation (tonnes)

3.1.5. Total traffic by type of operation (tonnes)

3.1.6. Total traffic by type of navigation (tonnes)

3.1.7. Cabotage traffic goods (tonnes)

3.1.7.1. Liquid bulk

3.1.7.2. Solid bulk

**3.1.7.2.1. Solid bulk handled without special facilities**

3.1.7.2.2. Solid bulk handled by special facilities

3.1.7.3. General cargo

3.1.7.4. Total cabotage traffic goods

3.1.8. Foreign traffic goods (tonnes)

3.1.9. Cabotage and foreign traffic goods (tonnes)

3.1.10. Fish captures. Tonnes and value

3.1.11. Supplies and local traffic (tonnes)

3.1.12. World areas of origin and destination of goods (tonnes)

3.1.13. Goods by country (tonnes)

3.1.14. Categories of goods classification (tonnes)

3.1.15. Transhipped goods (tonnes)

3.1.16. Classification of goods by transport facilities used when entering or leaving the port (tonnes)

3.1.17. Foreign and cabotage trade (tonnes)

**3.2. Containers traffic**

**3.3. Ships traffic**

**3.4. Sea passengers and automobiles in transport regime**

**3.5. Statistic breakdown of Ports Authorities**

**3.1.7.2.1. Graneles sólidos sin instalación especial (toneladas)**  
*Solid bulk handled without special facilities (tonnes)*

| Autoridades Portuarias<br>Port Authorities | MUELLES DEL SERVICIO<br>PORT AUTHORITY QUAYS |                           |                  | MUELLES DE PARTICULARES<br>PRIVATE QUAYS |                           |                | TOTAL<br>TOTAL       |                           |                  |
|--|--|---------------------------|------------------|--|---------------------------|----------------|----------------------|---------------------------|------------------|
|  | Embarcadas<br>Loaded                         | Desembarcadas<br>Unloaded | Total<br>Total   | Embarcadas<br>Loaded                     | Desembarcadas<br>Unloaded | Total<br>Total | Embarcadas<br>Loaded | Desembarcadas<br>Unloaded | Total<br>Total   |
| A Coruña                                   | 179.707                                      | 32.525                    | 212.232          | -  | -                         | -              | 179.707              | 32.525                    | 212.232          |
| Alicante                                   | -  | 10.528                    | 10.528           | -  | -                         | -              | -                    | 10.528                    | 10.528           |
| Almería                                    | -  | 63.538                    | 63.538           | 3.825                                    | -                         | 3.825          | 3.825                | 63.538                    | 67.364           |
| Avilés                                     | 148.253                                      | 28.258                    | 176.510          | -  | 8.542                     | 8.542          | 148.253              | 36.800                    | 185.052          |
| Bahía de Algeciras                         | -  | 10.374                    | 10.374           | 115.637                                  | 103.319                   | 218.956        | 115.637              | 113.693                   | 229.329          |
| Bahía de Cádiz                             | 9.835  | 34.559                    | 44.394           | -  | 8.715                     | 8.715          | 9.835                | 43.274                    | 53.109           |
| Baleares                                   | 33.005                                       | 815.919                   | 848.924          | -  | -                         | -              | 33.005               | 815.919                   | 848.924          |
| Barcelona                                  | -  | 91.986                    | 91.986           | -  | -                         | -              | -                    | 91.986                    | 91.986           |
| Bilbao                                     | 24.753                                       | -                         | 24.753           | -  | -                         | -              | 24.753               | -                         | 24.753           |
| Cartagena                                  | 137.149                                      | 4.400                     | 141.548          | -  | -                         | -              | 137.149              | 4.400                     | 141.548          |
| Castellón                                  | 26.557                                       | 65.626                    | 92.183           | 36.458                                   | 97.455                    | 133.913        | 63.015               | 163.081                   | 226.096          |
| Ceuta                                      | -  | 14.165                    | 14.165           | -  | -                         | -              | -                    | 14.165                    | 14.165           |
| Ferrol-San Cibrao                          | 3.560  | -                         | 3.560            | -  | 12.003                    | 12.003         | 3.560                | 12.003                    | 15.563           |
| Gijón                                      | 138.771                                      | 324.217                   | 462.988          | -  | -                         | -              | 138.771              | 324.217                   | 462.988          |
| Huelva                                     | 145.581                                      | 98.955                    | 244.536          | -  | -                         | -              | 145.581              | 98.955                    | 244.536          |
| Las Palmas                                 | 7.274  | 31.437                    | 38.711           | -  | -                         | -              | 7.274                | 31.437                    | 38.711           |
| Málaga                                     | 40.746                                       | 4.500                     | 45.246           | -  | -                         | -              | 40.746               | 4.500                     | 45.246           |
| Marín y Ría de Pontevedra                  | -  | 6.783                     | 6.783            | -  | -                         | -              | -                    | 6.783                     | 6.783            |
| Melilla                                    | -  | -                         | -                | -  | -                         | -              | -                    | -                         | -                |
| Motril                                     | -  | -                         | -                | -  | -                         | -              | -                    | -                         | -                |
| Pasaia                                     | -  | 27.525                    | 27.525           | -  | -                         | -              | -                    | 27.525                    | 27.525           |
| Sta. C. de Tenerife                        | 20.512                                       | 201.680                   | 222.192          | -  | -                         | -              | 20.512               | 201.680                   | 222.192          |
| Santander                                  | 38.706                                       | 20.717                    | 59.423           | -  | -                         | -              | 38.706               | 20.717                    | 59.423           |
| Sevilla                                    | 24.898                                       | 48.372                    | 73.270           | -  | 14.209                    | 14.209         | 24.898               | 62.581                    | 87.479           |
| Tarragona                                  | 52.178                                       | 49.278                    | 101.457          | -  | -                         | -              | 52.178               | 49.278                    | 101.457          |
| Valencia                                   | 12.756                                       | 41.096                    | 53.852           | 9.510                                    | -                         | 9.510          | 22.266               | 41.096                    | 63.362           |
| Vigo                                       | -  | -                         | -                | -  | -                         | -              | -                    | -                         | -                |
| Vilagarcía                                 | 2.750  | 12.421                    | 15.171           | -  | -                         | -              | 2.750                | 12.421                    | 15.171           |
| <b>TOTAL</b>                               | <b>1.046.990</b>                             | <b>2.038.859</b>          | <b>3.085.849</b> | <b>165.430</b>                           | <b>244.243</b>            | <b>409.673</b> | <b>1.212.420</b>     | <b>2.283.101</b>          | <b>3.495.522</b> |

\* Incluye tránsito. No incluye, pesca, avituallamiento ni tráfico interior.  
*Transit included. Transshipment, fish captures, supplies and local traffic not included.*



PORT TRAFFIC > Goods traffic > Cabotage traffic goods (tonnes) > Solid bulk > Solid bulk handled by special facilities

### 3. Port traffic

#### 3.1. Goods traffic

3.1.1. State-Owned Port System traffic general summary

3.1.2. Total port traffic (tonnes)

3.1.3. Other data of traffic (number)

3.1.4. Total traffic by type of operation and navigation (tonnes)

3.1.5. Total traffic by type of operation (tonnes)

3.1.6. Total traffic by type of navigation (tonnes)

3.1.7. Cabotage traffic goods (tonnes)

3.1.7.1. Liquid bulk

3.1.7.2. Solid bulk

3.1.7.2.1. Solid bulk handled without special facilities

3.1.7.2.2. Solid bulk handled by special facilities

3.1.7.3. General cargo

3.1.7.4. Total cabotage traffic goods

3.1.8. Foreign traffic goods (tonnes)

3.1.9. Cabotage and foreign traffic goods (tonnes)

3.1.10. Fish captures. Tonnes and value

3.1.11. Supplies and local traffic (tonnes)

3.1.12. World areas of origin and destination of goods (tonnes)

3.1.13. Goods by country (tonnes)

3.1.14. Categories of goods classification (tonnes)

3.1.15. Transhipped goods (tonnes)

3.1.16. Classification of goods by transport facilities used when entering or leaving the port (tonnes)

3.1.17. Foreign and cabotage trade (tonnes)

3.2. Containers traffic

3.3. Ships traffic

3.4. Sea passengers and automobiles in transport regime

3.5. Statistic breakdown of Ports Authorities

### 3.1.7.2.2. Graneles sólidos por instalación especial (toneladas) Solid bulk handled by special facilities (tonnes)

| Autoridades Portuarias<br>Port Authorities | MUELLES DEL SERVICIO<br>PORT AUTHORITY QUAYS |                           |                  | MUELLES DE PARTICULARES<br>PRIVATE QUAYS |                           |                  | TOTAL<br>TOTAL       |                           |                  |
|--|--|---------------------------|------------------|--|---------------------------|------------------|----------------------|---------------------------|------------------|
|  | Embarcadas<br>Loaded                         | Desembarcadas<br>Unloaded | Total<br>Total   | Embarcadas<br>Loaded                     | Desembarcadas<br>Unloaded | Total<br>Total   | Embarcadas<br>Loaded | Desembarcadas<br>Unloaded | Total<br>Total   |
| A Coruña                                   | -  | 91.313                    | 91.313           | -  | -                         | -                | -                    | 91.313                    | 91.313           |
| Alicante                                   | -  | -                         | -                | -  | -                         | -                | -                    | -                         | -                |
| Almería                                    | -  | 187.012                   | 187.012          | 429.382                                  | 2.871                     | 432.253          | 429.382              | 189.883                   | 619.265          |
| Avilés                                     | -  | -                         | -                | -  | -                         | -                | -                    | -                         | -                |
| Bahía de Algeciras                         | -  | -                         | -                | -  | -                         | -                | -                    | -                         | -                |
| Bahía de Cádiz                             | -  | -                         | -                | -  | -                         | -                | -                    | -                         | -                |
| Baleares                                   | -  | 266.942                   | 266.942          | -  | -                         | -                | -                    | 266.942                   | 266.942          |
| Barcelona                                  | 17.314                                       | 27.020                    | 44.334           | -  | -                         | -                | 17.314               | 27.020                    | 44.334           |
| Bilbao                                     | 78.959                                       | -                         | 78.959           | -  | -                         | -                | 78.959               | -                         | 78.959           |
| Cartagena                                  | -  | 178.339                   | 178.339          | -  | -                         | -                | -                    | 178.339                   | 178.339          |
| Castellón                                  | -  | -                         | -                | -  | -                         | -                | -                    | -                         | -                |
| Ceuta                                      | -  | 7.660                     | 7.660            | -  | -                         | -                | -                    | 7.660                     | 7.660            |
| Ferrol-San Cibrao                          | -  | -                         | -                | 21.263                                   | 30.847                    | 52.109           | 21.263               | 30.847                    | 52.109           |
| Gijón                                      | 395.314                                      | 4.677                     | 399.992          | -  | -                         | -                | 395.314              | 4.677                     | 399.992          |
| Huelva                                     | 163.281                                      | -                         | 163.281          | 22.727                                   | -                         | 22.727           | 186.008              | -                         | 186.008          |
| Las Palmas                                 | -  | 113.226                   | 113.226          | -  | -                         | -                | -                    | 113.226                   | 113.226          |
| Málaga                                     | -  | -                         | -                | -  | -                         | -                | -                    | -                         | -                |
| Marín y Ría de Pontevedra                  | -  | 2.750                     | 2.750            | -  | -                         | -                | -                    | 2.750                     | 2.750            |
| Melilla                                    | -  | 7.100                     | 7.100            | -  | -                         | -                | -                    | 7.100                     | 7.100            |
| Motril                                     | -  | -                         | -                | -  | -                         | -                | -                    | -                         | -                |
| Pasaia                                     | -  | -                         | -                | -  | -                         | -                | -                    | -                         | -                |
| Sta. C. de Tenerife                        | -  | 15.363                    | 15.363           | -  | -                         | -                | -                    | 15.363                    | 15.363           |
| Santander                                  | 15.296                                       | 35.780                    | 51.076           | -  | -                         | -                | 15.296               | 35.780                    | 51.076           |
| Sevilla                                    | -  | -                         | -                | -  | -                         | -                | -                    | -                         | -                |
| Tarragona                                  | 6.024  | -                         | 6.024            | 535.532                                  | -                         | 535.532          | 541.555              | -                         | 541.555          |
| Valencia                                   | -  | -                         | -                | -  | -                         | -                | -                    | -                         | -                |
| Vigo                                       | -  | 217.612                   | 217.612          | -  | -                         | -                | -                    | 217.612                   | 217.612          |
| Vilagarcía                                 | -  | 63.613                    | 63.613           | -  | -                         | -                | -                    | 63.613                    | 63.613           |
| <b>TOTAL</b>                               | <b>676.188</b>                               | <b>1.218.407</b>          | <b>1.894.595</b> | <b>1.008.903</b>                         | <b>33.718</b>             | <b>1.042.621</b> | <b>1.685.091</b>     | <b>1.252.125</b>          | <b>2.937.216</b> |

\* Incluye tránsito. No incluye transbordo, pesca, avituallamiento ni tráfico interior.  
Transit included. Transshipment, fish captures, supplies and local traffic not included.



PORT TRAFFIC > Goods traffic > Cabotage traffic goods (tonnes) > General cargo

### 3. Port traffic

#### 3.1. Goods traffic

3.1.1. State-Owned Port System traffic general summary

3.1.2. Total port traffic (tonnes)

3.1.3. Other data of traffic (number)

3.1.4. Total traffic by type of operation and navigation (tonnes)

3.1.5. Total traffic by type of operation (tonnes)

3.1.6. Total traffic by type of navigation (tonnes)

3.1.7. Cabotage traffic goods (tonnes)

3.1.7.1. Liquid bulk

3.1.7.2. Solid bulk

#### 3.1.7.3. General cargo

3.1.7.4. Total cabotage traffic goods

3.1.8. Foreign traffic goods (tonnes)

3.1.9. Cabotage and foreign traffic goods (tonnes)

3.1.10. Fish captures. Tonnes and value

3.1.11. Supplies and local traffic (tonnes)

3.1.12. World areas of origin and destination of goods (tonnes)

3.1.13. Goods by country (tonnes)

3.1.14. Categories of goods classification (tonnes)

3.1.15. Transhipped goods (tonnes)

3.1.16. Classification of goods by transport facilities used when entering or leaving the port (tonnes)

3.1.17. Foreign and cabotage trade (tonnes)

#### 3.2. Containers traffic

#### 3.3. Ships traffic

3.4. Sea passengers and automobiles in transport regime

3.5. Statistic breakdown of Ports Authorities

### 3.1.7.3. Mercancía general (toneladas) General cargo (tonnes)

| Autoridades Portuarias<br>Port Authorities | MUELLES DEL SERVICIO<br>PORT AUTHORITY QUAYS |                           |                   | MUELLES DE PARTICULARES<br>PRIVATE QUAYS |                           |                  | TOTAL<br>TOTAL       |                           |                   |
|--|--|---------------------------|-------------------|--|---------------------------|------------------|----------------------|---------------------------|-------------------|
|  | Embarcadas<br>Loaded                         | Desembarcadas<br>Unloaded | Total<br>Total    | Embarcadas<br>Loaded                     | Desembarcadas<br>Unloaded | Total<br>Total   | Embarcadas<br>Loaded | Desembarcadas<br>Unloaded | Total<br>Total    |
| A Coruña                                   | 12.045                                       | 147                       | 12.193            | -  | -                         | -                | 12.045               | 147                       | 12.193            |
| Alicante                                   | 6  | 2.031                     | 2.037             | 790.777                                  | 288.751                   | 1.079.528        | 790.783              | 290.782                   | 1.081.565         |
| Almería                                    | 109.135                                      | 47.640                    | 156.776           | -  | -                         | -                | 109.135              | 47.640                    | 156.776           |
| Avilés                                     | 45.608                                       | 350                       | 45.958            | 35.464                                   | -                         | 35.464           | 81.072               | 350                       | 81.422            |
| Bahía de Algeciras                         | 2.085.932                                    | 2.014.438                 | 4.100.370         | -  | 14.167                    | 14.167           | 2.085.932            | 2.028.605                 | 4.114.538         |
| Bahía de Cádiz                             | 2.302  | 658                       | 2.960             | 502.401                                  | 410.400                   | 912.801          | 504.703              | 411.058                   | 915.761           |
| Baleares                                   | 4.770.288                                    | 8.943.639                 | 13.713.927        | -  | -                         | -                | 4.770.288            | 8.943.639                 | 13.713.927        |
| Barcelona                                  | 4.736.924                                    | 2.381.442                 | 7.118.366         | -  | -                         | -                | 4.736.924            | 2.381.442                 | 7.118.366         |
| Bilbao                                     | 277.518                                      | 146.087                   | 423.605           | 17.905                                   | -                         | 17.905           | 295.423              | 146.087                   | 441.510           |
| Cartagena                                  | 39.817                                       | 8.428                     | 48.244            | -  | -                         | -                | 39.817               | 8.428                     | 48.244            |
| Castellón                                  | 996  | 8.436                     | 9.432             | -  | 2.530                     | 2.530            | 997                  | 10.965                    | 11.962            |
| Ceuta                                      | 308.427                                      | 468.538                   | 776.965           | -  | -                         | -                | 308.427              | 468.538                   | 776.965           |
| Ferrol-San Cibrao                          | 31.660                                       | 4.389                     | 36.049            | -  | -                         | -                | 31.660               | 4.389                     | 36.049            |
| Gijón                                      | 32.929                                       | 35.047                    | 67.977            | -  | -                         | -                | 32.929               | 35.047                    | 67.977            |
| Huelva                                     | 122.485                                      | 28.259                    | 150.744           | 490.690                                  | 184.195                   | 674.885          | 613.175              | 212.454                   | 825.629           |
| Las Palmas                                 | 3.176.794                                    | 4.843.476                 | 8.020.270         | 194                                      | -                         | 194              | 3.176.988            | 4.843.476                 | 8.020.464         |
| Málaga                                     | 298.085                                      | 129.430                   | 427.515           | 43.172                                   | 15.015                    | 58.187           | 341.257              | 144.445                   | 485.702           |
| Marín y Ria de Pontevedra                  | 10.851                                       | 42.373                    | 53.224            | -  | -                         | -                | 10.851               | 42.373                    | 53.224            |
| Melilla                                    | 216.770                                      | 505.958                   | 722.728           | -  | -                         | -                | 216.770              | 505.958                   | 722.728           |
| Motril                                     | 58.156                                       | 19.561                    | 77.717            | 50.924                                   | 17.755                    | 68.679           | 109.080              | 37.316                    | 146.396           |
| Pasaia                                     | -  | 51.108                    | 51.108            | -  | -                         | -                | -                    | 51.108                    | 51.108            |
| Sta. C. de Tenerife                        | 2.799.473                                    | 3.806.659                 | 6.606.132         | -  | -                         | -                | 2.799.473            | 3.806.659                 | 6.606.132         |
| Santander                                  | 20.189                                       | 4                         | 20.193            | -  | -                         | -                | 20.189               | 4                         | 20.193            |
| Sevilla                                    | 11.482                                       | -                         | 11.482            | 816.613                                  | 306.338                   | 1.122.951        | 828.095              | 306.338                   | 1.134.433         |
| Tarragona                                  | 2.961  | 7.424                     | 10.385            | 48.613                                   | 16.353                    | 64.966           | 51.575               | 23.776                    | 75.351            |
| Valencia                                   | 5.894.811                                    | 2.955.086                 | 8.849.897         | 558.482                                  | 415.967                   | 974.449          | 6.453.293            | 3.371.053                 | 9.824.346         |
| Vigo                                       | 110.050                                      | 46.051                    | 156.101           | -  | 18.646                    | 18.646           | 110.050              | 64.697                    | 174.747           |
| Vilagarcía                                 | 245.369                                      | 81.296                    | 326.665           | -  | -                         | -                | 245.369              | 81.296                    | 326.665           |
| <b>TOTAL</b>                               | <b>25.421.065</b>                            | <b>26.577.955</b>         | <b>51.999.020</b> | <b>3.355.235</b>                         | <b>1.690.117</b>          | <b>5.045.352</b> | <b>28.776.300</b>    | <b>28.268.072</b>         | <b>57.044.372</b> |

\* Incluye tránsito. No incluye transbordo, pesca, avituallamiento ni tráfico interior.  
Transit included. Transshipment, fish captures, supplies and local traffic not included.



PORT TRAFFIC > Goods traffic > Cabotage traffic goods (tonnes) > Total cabotage traffic goods

### 3. Port traffic

#### 3.1. Goods traffic

3.1.1. State-Owned Port System traffic general summary

3.1.2. Total port traffic (tonnes)

3.1.3. Other data of traffic (number)

3.1.4. Total traffic by type of operation and navigation (tonnes)

3.1.5. Total traffic by type of operation (tonnes)

3.1.6. Total traffic by type of navigation (tonnes)

3.1.7. Cabotage traffic goods (tonnes)

3.1.7.1. Liquid bulk

3.1.7.2. Solid bulk

3.1.7.3. General cargo

3.1.7.4. Total cabotage traffic goods

3.1.8. Foreign traffic goods (tonnes)

3.1.9. Cabotage and foreign traffic goods (tonnes)

3.1.10. Fish captures. Tonnes and value

3.1.11. Supplies and local traffic (tonnes)

3.1.12. World areas of origin and destination of goods (tonnes)

3.1.13. Goods by country (tonnes)

3.1.14. Categories of goods classification (tonnes)

3.1.15. Transhipped goods (tonnes)

3.1.16. Classification of goods by transport facilities used when entering or leaving the port (tonnes)

3.1.17. Foreign and cabotage trade (tonnes)

#### 3.2. Containers traffic

#### 3.3. Ships traffic

3.4. Sea passengers and automobiles in transport regime

3.5. Statistic breakdown of Ports Authorities

### 3.1.7.4. Total mercancías en cabotaje (toneladas)

Total cabotage traffic goods (tonnes)

| Autoridades Portuarias<br>Port Authorities | MUELLES DEL SERVICIO<br>PORT AUTHORITY QUAYS |                           |                   | MUELLES DE PARTICULARES<br>PRIVATE QUAYS |                           |                   | TOTAL<br>TOTAL       |                           |                   |
|--|--|---------------------------|-------------------|--|---------------------------|-------------------|----------------------|---------------------------|-------------------|
|  | Embarcadas<br>Loaded                         | Desembarcadas<br>Unloaded | Total<br>Total    | Embarcadas<br>Loaded                     | Desembarcadas<br>Unloaded | Total<br>Total    | Embarcadas<br>Loaded | Desembarcadas<br>Unloaded | Total<br>Total    |
| A Coruña                                   | 1.082.648                                    | 988.349                   | 2.070.998         | -  | -                         | -                 | 1.082.648            | 988.349                   | 2.070.998         |
| Alicante                                   | 6  | 14.384                    | 14.390            | 790.777                                  | 288.751                   | 1.079.528         | 790.783              | 303.135                   | 1.093.918         |
| Almería                                    | 124.152                                      | 298.191                   | 422.343           | 433.207                                  | 2.871                     | 436.078           | 557.360              | 301.062                   | 858.422           |
| Avilés                                     | 279.790                                      | 33.858                    | 313.647           | 35.464                                   | 52.312                    | 87.776            | 315.254              | 86.170                    | 401.423           |
| Bahía de Algeciras                         | 2.096.721                                    | 2.058.767                 | 4.155.488         | 4.185.240                                | 1.544.100                 | 5.729.340         | 6.281.961            | 3.602.867                 | 9.884.828         |
| Bahía de Cádiz                             | 42.675                                       | 151.607                   | 194.282           | 502.401                                  | 419.115                   | 921.516           | 545.076              | 570.722                   | 1.115.798         |
| Baleares                                   | 4.803.293                                    | 10.504.307                | 15.307.600        | -  | 780.052                   | 780.052           | 4.803.293            | 11.284.359                | 16.087.652        |
| Barcelona                                  | 4.895.323                                    | 3.811.728                 | 8.707.051         | -  | 13.022                    | 13.022            | 4.895.323            | 3.824.750                 | 8.720.073         |
| Bilbao                                     | 538.764                                      | 341.662                   | 880.426           | 1.072.116                                | 305.692                   | 1.377.808         | 1.610.880            | 647.354                   | 2.258.234         |
| Cartagena                                  | 1.478.665                                    | 1.503.371                 | 2.982.036         | -  | -                         | -                 | 1.478.665            | 1.503.371                 | 2.982.036         |
| Castellón                                  | 27.553                                       | 199.729                   | 227.282           | 2.027.683                                | 435.044                   | 2.462.727         | 2.055.236            | 634.773                   | 2.690.010         |
| Ceuta                                      | 308.427                                      | 1.050.659                 | 1.359.086         | -  | -                         | -                 | 308.427              | 1.050.659                 | 1.359.086         |
| Ferrol-San Cibrao                          | 35.220                                       | 4.389                     | 39.609            | 101.341                                  | 73.992                    | 175.332           | 136.561              | 78.381                    | 214.941           |
| Gijón                                      | 586.524                                      | 999.344                   | 1.585.868         | -  | -                         | -                 | 586.524              | 999.344                   | 1.585.868         |
| Huelva                                     | 2.312.819                                    | 313.076                   | 2.625.895         | 2.535.881                                | 1.116.049                 | 3.651.930         | 4.848.700            | 1.429.125                 | 6.277.825         |
| Las Palmas                                 | 3.197.106                                    | 7.178.156                 | 10.375.262        | 96.291                                   | 301.448                   | 397.739           | 3.293.397            | 7.479.604                 | 10.773.001        |
| Málaga                                     | 338.831                                      | 133.930                   | 472.761           | 43.172                                   | 15.015                    | 58.187            | 382.003              | 148.945                   | 530.948           |
| Marín y Ria de Pontevedra                  | 10.851                                       | 51.906                    | 62.757            | -  | -                         | -                 | 10.851               | 51.906                    | 62.757            |
| Melilla                                    | 216.770                                      | 588.993                   | 805.763           | -  | -                         | -                 | 216.770              | 588.993                   | 805.763           |
| Motril                                     | 58.156                                       | 1.028.124                 | 1.086.280         | 50.924                                   | 17.755                    | 68.679            | 109.080              | 1.045.879                 | 1.154.959         |
| Pasaia                                     | -  | 78.633                    | 78.633            | -  | -                         | -                 | -                    | 78.633                    | 78.633            |
| Sta. C. de Tenerife                        | 3.017.432                                    | 4.989.183                 | 8.006.615         | 805.118                                  | 1.384.215                 | 2.189.333         | 3.822.550            | 6.373.398                 | 10.195.948        |
| Santander                                  | 74.191                                       | 56.501                    | 130.692           | 2.586                                    | 1.500                     | 4.086             | 76.777               | 58.001                    | 134.778           |
| Sevilla                                    | 36.380                                       | 48.372                    | 84.752            | 816.613                                  | 330.675                   | 1.147.288         | 852.993              | 379.047                   | 1.232.040         |
| Tarragona                                  | 343.417                                      | 557.044                   | 900.461           | 1.836.818                                | 672.237                   | 2.509.056         | 2.180.235            | 1.229.281                 | 3.409.516         |
| Valencia                                   | 5.907.567                                    | 3.086.731                 | 8.994.298         | 599.084                                  | 540.779                   | 1.139.863         | 6.506.651            | 3.627.510                 | 10.134.161        |
| Vigo                                       | 110.050                                      | 263.663                   | 373.713           | -  | 18.646                    | 18.646            | 110.050              | 282.309                   | 392.359           |
| Vilagarcía                                 | 248.119                                      | 157.330                   | 405.449           | -  | -                         | -                 | 248.119              | 157.330                   | 405.449           |
| <b>TOTAL</b>                               | <b>32.171.451</b>                            | <b>40.491.987</b>         | <b>72.663.438</b> | <b>15.934.716</b>                        | <b>8.313.270</b>          | <b>24.247.987</b> | <b>48.106.167</b>    | <b>48.805.257</b>         | <b>96.911.424</b> |

\* Incluye tránsito. No incluye transbordo, pesca, avituallamiento ni tráfico interior.  
Transit included, Transshipment, fish captures, supplies and local traffic not included.



PORT TRAFFIC > Goods traffic > Foreign traffic goods (tonnes) > Liquid bulk

### 3. Port traffic

#### 3.1. Goods traffic

3.1.1. State-Owned Port System traffic general summary

3.1.2. Total port traffic (tonnes)

3.1.3. Other data of traffic (number)

3.1.4. Total traffic by type of operation and navigation (tonnes)

3.1.5. Total traffic by type of operation (tonnes)

3.1.6. Total traffic by type of navigation (tonnes)

3.1.7. Cabotage traffic goods (tonnes)

3.1.8. Foreign traffic goods (tonnes)

#### 3.1.8.1. Liquid bulk

3.1.8.2. Solid bulk

3.1.8.3. General cargo

3.1.8.4. Total foreign traffic goods

3.1.9. Cabotage and foreign traffic goods (tonnes)

3.1.10. Fish captures. Tonnes and value

3.1.11. Supplies and local traffic (tonnes)

3.1.12. World areas of origin and destination of goods (tonnes)

3.1.13. Goods by country (tonnes)

3.1.14. Categories of goods classification (tonnes)

3.1.15. Transhipped goods (tonnes)

3.1.16. Classification of goods by transport facilities used when entering or leaving the port (tonnes)

3.1.17. Foreign and cabotage trade (tonnes)

#### 3.2. Containers traffic

#### 3.3. Ships traffic

3.4. Sea passengers and automobiles in transport regime

3.5. Statistic breakdown of Ports Authorities

### 3.1.8.1. Graneles líquidos (toneladas) Liquid bulk (tonnes)

| Autoridades Portuarias<br>Port Authorities | MUELLES DEL SERVICIO<br>PORT AUTHORITY QUAYS |                           |                   | MUELLES DE PARTICULARES<br>PRIVATE QUAYS |                           |                   | TOTAL<br>TOTAL       |                           |                    |
|--|--|---------------------------|-------------------|--|---------------------------|-------------------|----------------------|---------------------------|--------------------|
|  | Embarcadas<br>Loaded                         | Desembarcadas<br>Unloaded | Total<br>Total    | Embarcadas<br>Loaded                     | Desembarcadas<br>Unloaded | Total<br>Total    | Embarcadas<br>Loaded | Desembarcadas<br>Unloaded | Total<br>Total     |
| A Coruña                                   | 1.613.333                                    | 5.601.737                 | 7.215.070         | -  | -                         | -                 | 1.613.333            | 5.601.737                 | 7.215.070          |
| Alicante                                   | -  | 29.754                    | 29.754            | -  | -                         | -                 | -                    | 29.754                    | 29.754             |
| Almería                                    | 29.426                                       | 12.264                    | 41.690            | -  | -                         | -                 | 29.426               | 12.264                    | 41.690             |
| Avilés                                     | 225.942                                      | 251.431                   | 477.373           | 4.520                                    | 101.107                   | 105.627           | 230.462              | 352.538                   | 583.000            |
| Bahía de Algeciras                         | 147.678                                      | 198.811                   | 346.489           | 7.210.398                                | 17.478.360                | 24.688.758        | 7.358.076            | 17.677.171                | 25.035.247         |
| Bahía de Cádiz                             | 649.030                                      | 535.920                   | 1.184.950         | -  | -                         | -                 | 649.030              | 535.920                   | 1.184.950          |
| Baleares                                   | -  | -                         | -                 | -  | 285.646                   | 285.646           | -                    | 285.646                   | 285.646            |
| Barcelona                                  | 3.007.152                                    | 7.561.139                 | 10.568.292        | 12.657                                   | 4.085.883                 | 4.098.540         | 3.019.809            | 11.647.022                | 14.666.831         |
| Bilbao                                     | 929.933                                      | 1.567.688                 | 2.497.621         | 2.393.838                                | 14.217.037                | 16.610.875        | 3.323.771            | 15.784.725                | 19.108.496         |
| Cartagena                                  | 4.732.635                                    | 18.528.767                | 23.261.403        | -  | -                         | -                 | 4.732.635            | 18.528.767                | 23.261.403         |
| Castellón                                  | 4.658  | 286.529                   | 291.187           | 1.445.592                                | 6.413.119                 | 7.858.711         | 1.450.251            | 6.699.647                 | 8.149.898          |
| Ceuta                                      | 30.493                                       | 281.471                   | 311.965           | -  | -                         | -                 | 30.493               | 281.471                   | 311.965            |
| Ferrol-San Cibrao                          | -  | -                         | -                 | 362.429                                  | 1.838.251                 | 2.200.680         | 362.429              | 1.838.251                 | 2.200.680          |
| Gijón                                      | 12.853                                       | 226.977                   | 239.830           | -  | -                         | -                 | 12.853               | 226.977                   | 239.830            |
| Huelva                                     | 1.963.336                                    | 316.919                   | 2.280.255         | 3.204.221                                | 16.169.605                | 19.373.826        | 5.167.557            | 16.486.524                | 21.654.081         |
| Las Palmas                                 | 1.694.990                                    | 3.624.577                 | 5.319.566         | 5.779                                    | 144.330                   | 150.109           | 1.700.769            | 3.768.907                 | 5.469.675          |
| Málaga                                     | 41.831                                       | 38.169                    | 80.000            | -  | -                         | -                 | 41.831               | 38.169                    | 80.000             |
| Marín y Ría de Pontevedra                  | -  | 7                         | 7                 | -  | -                         | -                 | -                    | 7                         | 7                  |
| Melilla                                    | -  | -                         | -                 | -  | -                         | -                 | -                    | -                         | -                  |
| Motril                                     | 12.162                                       | 214.037                   | 226.199           | -  | 89.542                    | 89.542            | 12.162               | 303.579                   | 315.741            |
| Pasaia                                     | -  | -                         | -                 | -  | -                         | -                 | -                    | -                         | -                  |
| Sta. C. de Tenerife                        | 316.616                                      | 687.115                   | 1.003.731         | 21.861                                   | 392.328                   | 414.188           | 338.477              | 1.079.443                 | 1.417.919          |
| Santander                                  | 24.244                                       | 13.743                    | 37.987            | 104.924                                  | 176.616                   | 281.540           | 129.168              | 190.359                   | 319.527            |
| Sevilla                                    | -  | -                         | -                 | -  | 283.209                   | 283.209           | -                    | 283.209                   | 283.209            |
| Tarragona                                  | 681.519                                      | 899.300                   | 1.580.819         | 2.682.606                                | 14.148.425                | 16.831.032        | 3.364.125            | 15.047.725                | 18.411.851         |
| Valencia                                   | 149.017                                      | 181.732                   | 330.749           | 234.569                                  | 2.308.242                 | 2.542.811         | 383.586              | 2.489.974                 | 2.873.560          |
| Vigo                                       | -  | 46.770                    | 46.770            | -  | -                         | -                 | -                    | 46.770                    | 46.770             |
| Vilagarcía                                 | 3.584  | 178.960                   | 182.544           | -  | -                         | -                 | 3.584                | 178.960                   | 182.544            |
| <b>TOTAL</b>                               | <b>16.270.433</b>                            | <b>41.283.817</b>         | <b>57.554.250</b> | <b>17.683.395</b>                        | <b>78.131.700</b>         | <b>95.815.094</b> | <b>33.953.827</b>    | <b>119.415.517</b>        | <b>153.369.344</b> |

\* Incluye tránsito. No incluye transbordo, pesca, avituallamiento ni tráfico interior.  
Transit included. Transshipment, fish captures, supplies and local traffic not included.





PORT TRAFFIC > Goods traffic > Foreign traffic goods (tonnes) > Solid bulk

### 3. Port traffic

#### 3.1. Goods traffic

3.1.1. State-Owned Port System traffic general summary

3.1.2. Total port traffic (tonnes)

3.1.3. Other data of traffic (number)

3.1.4. Total traffic by type of operation and navigation (tonnes)

3.1.5. Total traffic by type of operation (tonnes)

3.1.6. Total traffic by type of navigation (tonnes)

3.1.7. Cabotage traffic goods (tonnes)

3.1.8. Foreign traffic goods (tonnes)

3.1.8.1. Liquid bulk

3.1.8.2. Solid bulk

3.1.8.2.1. Solid bulk handled without special facilities

3.1.8.2.2. Solid bulk handled by special facilities

3.1.8.3. General cargo

3.1.8.4. Total foreign traffic goods

3.1.9. Cabotage and foreign traffic goods (tonnes)

3.1.10. Fish captures. Tonnes and value

3.1.11. Supplies and local traffic (tonnes)

3.1.12. World areas of origin and destination of goods (tonnes)

3.1.13. Goods by country (tonnes)

3.1.14. Categories of goods classification (tonnes)

3.1.15. Transhipped goods (tonnes)

3.1.16. Classification of goods by transport facilities used when entering or leaving the port (tonnes)

3.1.17. Foreign and cabotage trade (tonnes)

3.2. Containers traffic

3.3. Ships traffic

3.4. Sea passengers and automobiles in transport regime

3.5. Statistic breakdown of Ports Authorities

### 3.1.8.2. Graneles sólidos (toneladas) Solid bulk (tonnes)

| Autoridades Portuarias<br>Port Authorities | MUELLES DEL SERVICIO<br>PORT AUTHORITY QUAYS |                           |                   | MUELLES DE PARTICULARES<br>PRIVATE QUAYS |                           |                   | TOTAL<br>TOTAL       |                           |                   |
|--|--|---------------------------|-------------------|--|---------------------------|-------------------|----------------------|---------------------------|-------------------|
|  | Embarcadas<br>Loaded                         | Desembarcadas<br>Unloaded | Total<br>Total    | Embarcadas<br>Loaded                     | Desembarcadas<br>Unloaded | Total<br>Total    | Embarcadas<br>Loaded | Desembarcadas<br>Unloaded | Total<br>Total    |
| A Coruña                                   | 571.801                                      | 2.599.222                 | 3.171.023         | -  | -                         | -                 | 571.801              | 2.599.222                 | 3.171.023         |
| Alicante                                   | 1.120.435                                    | 127.242                   | 1.247.677         | -  | 182.860                   | 182.860           | 1.120.435            | 310.102                   | 1.430.537         |
| Almería                                    | 407.503                                      | 164.001                   | 571.504           | 2.068.927                                | 1.084.870                 | 3.153.797         | 2.476.430            | 1.248.871                 | 3.725.301         |
| Avilés                                     | 727.424                                      | 1.884.879                 | 2.612.303         | -  | -                         | -                 | 727.424              | 1.884.879                 | 2.612.303         |
| Bahía de Algeciras                         | -  | -                         | -                 | -  | 744.501                   | 744.501           | -                    | 744.501                   | 744.501           |
| Bahía de Cádiz                             | 710.985                                      | 973.344                   | 1.684.329         | 14.040                                   | 107.530                   | 121.570           | 725.025              | 1.080.874                 | 1.805.899         |
| Baleares                                   | 7.954  | 85.446                    | 93.400            | 14.340                                   | -                         | 14.340            | 22.294               | 85.446                    | 107.740           |
| Barcelona                                  | 1.729.609                                    | 2.205.455                 | 3.935.064         | -  | -                         | -                 | 1.729.609            | 2.205.455                 | 3.935.064         |
| Bilbao                                     | 2.432.085                                    | 1.759.177                 | 4.191.262         | 113.855                                  | 272.361                   | 386.216           | 2.545.941            | 2.031.538                 | 4.577.479         |
| Cartagena                                  | 2.097.737                                    | 4.417.976                 | 6.515.712         | -  | -                         | -                 | 2.097.737            | 4.417.976                 | 6.515.712         |
| Castellón                                  | 466.145                                      | 1.888.983                 | 2.355.129         | 729.632                                  | 3.786.624                 | 4.516.256         | 1.195.778            | 5.675.607                 | 6.871.385         |
| Ceuta                                      | -  | 2.800                     | 2.800             | -  | -                         | -                 | -                    | 2.800                     | 2.800             |
| Ferrol-San Cibrao                          | 190.300                                      | 2.674.309                 | 2.864.609         | 1.146.367                                | 4.016.382                 | 5.162.749         | 1.336.667            | 6.690.691                 | 8.027.358         |
| Gijón                                      | 2.406.732                                    | 11.319.321                | 13.726.053        | -  | -                         | -                 | 2.406.732            | 11.319.321                | 13.726.053        |
| Huelva                                     | 945.511                                      | 2.939.213                 | 3.884.723         | 1.090.917                                | 349.480                   | 1.440.397         | 2.036.428            | 3.288.693                 | 5.325.120         |
| Las Palmas                                 | 4.403  | 295.761                   | 300.165           | -  | 1.200                     | 1.200             | 4.403                | 296.961                   | 301.365           |
| Málaga                                     | 668.153                                      | 553.048                   | 1.221.201         | -  | 198.099                   | 198.099           | 668.153              | 751.147                   | 1.419.300         |
| Marín y Ría de Pontevedra                  | 15.715                                       | 863.257                   | 878.971           | -  | -                         | -                 | 15.715               | 863.257                   | 878.971           |
| Melilla                                    | -  | -                         | -                 | -  | -                         | -                 | -                    | -                         | -                 |
| Motril                                     | 265.709                                      | 77.119                    | 342.828           | 207.429                                  | 68.149                    | 275.578           | 473.137              | 145.268                   | 618.405           |
| Pasaia                                     | 144.024                                      | 859.772                   | 1.003.796         | -  | -                         | -                 | 144.024              | 859.772                   | 1.003.796         |
| Sta. C. de Tenerife                        | 10.834                                       | 173.571                   | 184.405           | -  | -                         | -                 | 10.834               | 173.571                   | 184.405           |
| Santander                                  | 646.995                                      | 2.182.795                 | 2.829.790         | 492.186                                  | 214.053                   | 706.239           | 1.139.181            | 2.396.848                 | 3.536.029         |
| Sevilla                                    | 404.599                                      | 1.148.585                 | 1.553.184         | 161.461                                  | 491.900                   | 653.361           | 566.060              | 1.640.485                 | 2.206.545         |
| Tarragona                                  | 728.499                                      | 4.348.829                 | 5.077.328         | 585.577                                  | 3.412.833                 | 3.998.410         | 1.314.076            | 7.761.662                 | 9.075.738         |
| Valencia                                   | 515.836                                      | 1.607.105                 | 2.122.941         | 3.815                                    | -                         | 3.815             | 519.651              | 1.607.105                 | 2.126.756         |
| Vigo                                       | -  | 80.166                    | 80.166            | -  | -                         | -                 | -                    | 80.166                    | 80.166            |
| Vilagarcía                                 | 108.698                                      | 292.490                   | 401.188           | -  | -                         | -                 | 108.698              | 292.490                   | 401.188           |
| <b>TOTAL</b>                               | <b>17.327.685</b>                            | <b>45.523.866</b>         | <b>62.851.551</b> | <b>6.628.546</b>                         | <b>14.930.842</b>         | <b>21.559.388</b> | <b>23.956.232</b>    | <b>60.454.707</b>         | <b>84.410.939</b> |

\* Incluye tránsito. No incluye transbordo, pesca, avituallamiento ni tráfico interior.  
Transit included. Transshipment, fish captures, supplies and local traffic not included.



PORT TRAFFIC > Goods traffic > Foreign traffic goods (tonnes) > Solid bulk > Solid bulk handled without special facilities

**3. Port traffic**

**3.1. Goods traffic**

3.1.1. State-Owned Port System traffic general summary

3.1.2. Total port traffic (tonnes)

3.1.3. Other data of traffic (number)

3.1.4. Total traffic by type of operation and navigation (tonnes)

3.1.5. Total traffic by type of operation (tonnes)

3.1.6. Total traffic by type of navigation (tonnes)

3.1.7. Cabotage traffic goods (tonnes)

**3.1.8. Foreign traffic goods (tonnes)**

3.1.8.1. Liquid bulk

3.1.8.2. Solid bulk

**3.1.8.2.1. Solid bulk handled without special facilities**

3.1.8.2.2. Solid bulk handled by special facilities

3.1.8.3. General cargo

3.1.8.4. Total foreign traffic goods

3.1.9. Cabotage and foreign traffic goods (tonnes)

3.1.10. Fish captures. Tonnes and value

3.1.11. Supplies and local traffic (tonnes)

3.1.12. World areas of origin and destination of goods (tonnes)

3.1.13. Goods by country (tonnes)

3.1.14. Categories of goods classification (tonnes)

3.1.15. Transhipped goods (tonnes)

3.1.16. Classification of goods by transport facilities used when entering or leaving the port (tonnes)

3.1.17. Foreign and cabotage trade (tonnes)

**3.2. Containers traffic**

**3.3. Ships traffic**

**3.4. Sea passengers and automobiles in transport regime**

**3.5. Statistic breakdown of Ports Authorities**

**3.1.8.2.1. Graneles sólidos sin instalación especial (toneladas)**  
*Solid bulk handled without special facilities (tonnes)*

| Autoridades Portuarias<br>Port Authorities | MUELLES DEL SERVICIO<br>PORT AUTHORITY QUAYS |                           |                   | MUELLES DE PARTICULARES<br>PRIVATE QUAYS |                           |                  | TOTAL<br>TOTAL       |                           |                   |
|--|--|---------------------------|-------------------|--|---------------------------|------------------|----------------------|---------------------------|-------------------|
|  | Embarcadas<br>Loaded                         | Desembarcadas<br>Unloaded | Total<br>Total    | Embarcadas<br>Loaded                     | Desembarcadas<br>Unloaded | Total<br>Total   | Embarcadas<br>Loaded | Desembarcadas<br>Unloaded | Total<br>Total    |
| A Coruña                                   | 571.801                                      | 2.599.222                 | 3.171.023         | -  | -                         | -                | 571.801              | 2.599.222                 | 3.171.023         |
| Alicante                                   | 1.120.435                                    | 127.242                   | 1.247.677         | -  | -                         | -                | 1.120.435            | 127.242                   | 1.247.677         |
| Almería                                    | 407.503                                      | 164.001                   | 571.504           | 1.735.831                                | -                         | 1.735.831        | 2.143.334            | 164.001                   | 2.307.335         |
| Avilés                                     | 727.424                                      | 1.884.879                 | 2.612.303         | -  | -                         | -                | 727.424              | 1.884.879                 | 2.612.303         |
| Bahía de Algeciras                         | -  | -                         | -                 | -  | 407.898                   | 407.898          | -                    | 407.898                   | 407.898           |
| Bahía de Cádiz                             | 710.985                                      | 973.344                   | 1.684.329         | 14.040                                   | 107.530                   | 121.570          | 725.025              | 1.080.874                 | 1.805.899         |
| Baleares                                   | 7.954  | 19.296                    | 27.250            | 14.340                                   | -                         | 14.340           | 22.294               | 19.296                    | 41.590            |
| Barcelona                                  | 92.348                                       | 270.482                   | 362.830           | -  | -                         | -                | 92.348               | 270.482                   | 362.830           |
| Bilbao                                     | 1.013.800                                    | 723.277                   | 1.737.077         | 97.373                                   | 272.361                   | 369.734          | 1.111.174            | 995.638                   | 2.106.812         |
| Cartagena                                  | 2.097.737                                    | 4.279.751                 | 6.377.487         | -  | -                         | -                | 2.097.737            | 4.279.751                 | 6.377.487         |
| Castellón                                  | 466.145                                      | 1.888.983                 | 2.355.129         | 729.632                                  | 3.786.624                 | 4.516.256        | 1.195.778            | 5.675.607                 | 6.871.385         |
| Ceuta                                      | -  | -                         | -                 | -  | -                         | -                | -                    | -                         | -                 |
| Ferrol-San Cibrao                          | 190.300                                      | 676.057                   | 866.357           | -  | 4.500                     | 4.500            | 190.300              | 680.557                   | 870.857           |
| Gijón                                      | 2.282.290                                    | 1.207.499                 | 3.489.788         | -  | -                         | -                | 2.282.290            | 1.207.499                 | 3.489.788         |
| Huelva                                     | 886.341                                      | 2.838.827                 | 3.725.167         | -  | 201.651                   | 201.651          | 886.341              | 3.040.478                 | 3.926.818         |
| Las Palmas                                 | 4.403  | 295.425                   | 299.829           | -  | 1.200                     | 1.200            | 4.403                | 296.625                   | 301.029           |
| Málaga                                     | 491.697                                      | 553.048                   | 1.044.745         | -  | 198.099                   | 198.099          | 491.697              | 751.147                   | 1.242.844         |
| Marín y Ría de Pontevedra                  | 15.715                                       | 863.257                   | 878.971           | -  | -                         | -                | 15.715               | 863.257                   | 878.971           |
| Melilla                                    | -  | -                         | -                 | -  | -                         | -                | -                    | -                         | -                 |
| Motril                                     | 265.709                                      | 77.119                    | 342.828           | 207.429                                  | 68.149                    | 275.578          | 473.137              | 145.268                   | 618.405           |
| Pasaia                                     | 144.024                                      | 859.772                   | 1.003.796         | -  | -                         | -                | 144.024              | 859.772                   | 1.003.796         |
| Sta. C. de Tenerife                        | 10.834                                       | 173.571                   | 184.405           | -  | -                         | -                | 10.834               | 173.571                   | 184.405           |
| Santander                                  | 311.134                                      | 1.524.607                 | 1.835.741         | -  | 214.053                   | 214.053          | 311.134              | 1.738.660                 | 2.049.794         |
| Sevilla                                    | 404.599                                      | 1.148.585                 | 1.553.184         | 161.461                                  | 491.900                   | 653.361          | 566.060              | 1.640.485                 | 2.206.545         |
| Tarragona                                  | 723.657                                      | 3.993.363                 | 4.717.020         | -  | -                         | -                | 723.657              | 3.993.363                 | 4.717.020         |
| Valencia                                   | 488.036                                      | 1.356.154                 | 1.844.190         | 3.502                                    | -                         | 3.502            | 491.538              | 1.356.154                 | 1.847.692         |
| Vigo                                       | -  | -                         | -                 | -  | -                         | -                | -                    | -                         | -                 |
| Vilagarcía                                 | 108.698                                      | 292.490                   | 401.188           | -  | -                         | -                | 108.698              | 292.490                   | 401.188           |
| <b>TOTAL</b>                               | <b>13.543.568</b>                            | <b>28.790.250</b>         | <b>42.333.818</b> | <b>2.963.608</b>                         | <b>5.753.965</b>          | <b>8.717.573</b> | <b>16.507.176</b>    | <b>34.544.214</b>         | <b>51.051.390</b> |

\* Incluye tránsito. No incluye, pesca, avituallamiento ni tráfico interior.  
*Transit included. Transshipment, fish captures, supplies and local traffic not included.*



PORT TRAFFIC > Goods traffic > Foreign traffic goods (tonnes) > Solid bulk > Solid bulk handled by special facilities

### 3. Port traffic

#### 3.1. Goods traffic

3.1.1. State-Owned Port System traffic general summary

3.1.2. Total port traffic (tonnes)

3.1.3. Other data of traffic (number)

3.1.4. Total traffic by type of operation and navigation (tonnes)

3.1.5. Total traffic by type of operation (tonnes)

3.1.6. Total traffic by type of navigation (tonnes)

3.1.7. Cabotage traffic goods (tonnes)

3.1.8. Foreign traffic goods (tonnes)

3.1.8.1. Liquid bulk

3.1.8.2. Solid bulk

3.1.8.2.1. Solid bulk handled without special facilities

3.1.8.2.2. Solid bulk handled by special facilities

3.1.8.3. General cargo

3.1.8.4. Total foreign traffic goods

3.1.9. Cabotage and foreign traffic goods (tonnes)

3.1.10. Fish captures. Tonnes and value

3.1.11. Supplies and local traffic (tonnes)

3.1.12. World areas of origin and destination of goods (tonnes)

3.1.13. Goods by country (tonnes)

3.1.14. Categories of goods classification (tonnes)

3.1.15. Transhipped goods (tonnes)

3.1.16. Classification of goods by transport facilities used when entering or leaving the port (tonnes)

3.1.17. Foreign and cabotage trade (tonnes)

3.2. Containers traffic

3.3. Ships traffic

3.4. Sea passengers and automobiles in transport regime

3.5. Statistic breakdown of Ports Authorities

### 3.1.8.2.2. Graneles sólidos por instalación especial (toneladas) Solid bulk handled by special facilities (tonnes)

| Autoridades Portuarias<br>Port Authorities | MUELLES DEL SERVICIO<br>PORT AUTHORITY QUAYS |                           |                   | MUELLES DE PARTICULARES<br>PRIVATE QUAYS |                           |                   | TOTAL<br>TOTAL       |                           |                   |
|--|--|---------------------------|-------------------|--|---------------------------|-------------------|----------------------|---------------------------|-------------------|
|  | Embarcadas<br>Loaded                         | Desembarcadas<br>Unloaded | Total<br>Total    | Embarcadas<br>Loaded                     | Desembarcadas<br>Unloaded | Total<br>Total    | Embarcadas<br>Loaded | Desembarcadas<br>Unloaded | Total<br>Total    |
| A Coruña                                   | -  | -                         | -                 | -  | -                         | -                 | -                    | -                         | -                 |
| Alicante                                   | -  | -                         | -                 | -  | 182.860                   | 182.860           | -                    | 182.860                   | 182.860           |
| Almería                                    | -  | -                         | -                 | 333.096                                  | 1.084.870                 | 1.417.966         | 333.096              | 1.084.870                 | 1.417.966         |
| Avilés                                     | -  | -                         | -                 | -  | -                         | -                 | -                    | -                         | -                 |
| Bahía de Algeciras                         | -  | -                         | -                 | -  | 336.603                   | 336.603           | -                    | 336.603                   | 336.603           |
| Bahía de Cádiz                             | -  | -                         | -                 | -  | -                         | -                 | -                    | -                         | -                 |
| Baleares                                   | -  | 66.150                    | 66.150            | -  | -                         | -                 | -                    | 66.150                    | 66.150            |
| Barcelona                                  | 1.637.261                                    | 1.934.974                 | 3.572.235         | -  | -                         | -                 | 1.637.261            | 1.934.974                 | 3.572.235         |
| Bilbao                                     | 1.418.285                                    | 1.035.900                 | 2.454.185         | 16.482                                   | -                         | 16.482            | 1.434.767            | 1.035.900                 | 2.470.667         |
| Cartagena                                  | -  | 138.225                   | 138.225           | -  | -                         | -                 | -                    | 138.225                   | 138.225           |
| Castellón                                  | -  | -                         | -                 | -  | -                         | -                 | -                    | -                         | -                 |
| Ceuta                                      | -  | 2.800                     | 2.800             | -  | -                         | -                 | -                    | 2.800                     | 2.800             |
| Ferrol-San Cibrao                          | -  | 1.998.252                 | 1.998.252         | 1.146.367                                | 4.011.882                 | 5.158.249         | 1.146.367            | 6.010.134                 | 7.156.501         |
| Gijón                                      | 124.442                                      | 10.111.822                | 10.236.265        | -  | -                         | -                 | 124.442              | 10.111.822                | 10.236.265        |
| Huelva                                     | 59.170                                       | 100.386                   | 159.556           | 1.090.917                                | 147.829                   | 1.238.746         | 1.150.087            | 248.215                   | 1.398.302         |
| Las Palmas                                 | -  | 336                       | 336               | -  | -                         | -                 | -                    | 336                       | 336               |
| Málaga                                     | 176.456                                      | -                         | 176.456           | -  | -                         | -                 | 176.456              | -                         | 176.456           |
| Marín y Ría de Pontevedra                  | -  | -                         | -                 | -  | -                         | -                 | -                    | -                         | -                 |
| Melilla                                    | -  | -                         | -                 | -  | -                         | -                 | -                    | -                         | -                 |
| Motril                                     | -  | -                         | -                 | -  | -                         | -                 | -                    | -                         | -                 |
| Pasaia                                     | -  | -                         | -                 | -  | -                         | -                 | -                    | -                         | -                 |
| Sta. C. de Tenerife                        | -  | -                         | -                 | -  | -                         | -                 | -                    | -                         | -                 |
| Santander                                  | 335.861                                      | 658.188                   | 994.049           | 492.186                                  | -                         | 492.186           | 828.047              | 658.188                   | 1.486.235         |
| Sevilla                                    | -  | -                         | -                 | -  | -                         | -                 | -                    | -                         | -                 |
| Tarragona                                  | 4.842  | 355.466                   | 360.308           | 585.577                                  | 3.412.833                 | 3.998.410         | 590.419              | 3.768.299                 | 4.358.718         |
| Valencia                                   | 27.800                                       | 250.951                   | 278.751           | 313                                      | -                         | 313               | 28.113               | 250.951                   | 279.064           |
| Vigo                                       | -  | 80.166                    | 80.166            | -  | -                         | -                 | -                    | 80.166                    | 80.166            |
| Vilagarcía                                 | -  | -                         | -                 | -  | -                         | -                 | -                    | -                         | -                 |
| <b>TOTAL</b>                               | <b>3.784.117</b>                             | <b>16.733.616</b>         | <b>20.517.733</b> | <b>3.664.938</b>                         | <b>9.176.877</b>          | <b>12.841.815</b> | <b>7.449.055</b>     | <b>25.910.493</b>         | <b>33.359.548</b> |

\* Incluye tránsito. No incluye transbordo, pesca, avituallamiento ni tráfico interior.  
Transit included. Transshipment, fish captures, supplies and local traffic not included.



PORT TRAFFIC > Goods traffic > Foreign traffic goods (tonnes) > General cargo

**3. Port traffic**

**3.1. Goods traffic**

3.1.1. State-Owned Port System traffic general summary

3.1.2. Total port traffic (tonnes)

3.1.3. Other data of traffic (number)

3.1.4. Total traffic by type of operation and navigation (tonnes)

3.1.5. Total traffic by type of operation (tonnes)

3.1.6. Total traffic by type of navigation (tonnes)

3.1.7. Cabotage traffic goods (tonnes)

3.1.8. Foreign traffic goods (tonnes)

3.1.8.1. Liquid bulk

3.1.8.2. Solid bulk

**3.1.8.3. General cargo**

3.1.8.4. Total foreign traffic goods

3.1.9. Cabotage and foreign traffic goods (tonnes)

3.1.10. Fish captures. Tonnes and value

3.1.11. Supplies and local traffic (tonnes)

3.1.12. World areas of origin and destination of goods (tonnes)

3.1.13. Goods by country (tonnes)

3.1.14. Categories of goods classification (tonnes)

3.1.15. Transhipped goods (tonnes)

3.1.16. Classification of goods by transport facilities used when entering or leaving the port (tonnes)

3.1.17. Foreign and cabotage trade (tonnes)

**3.2. Containers traffic**

**3.3. Ships traffic**

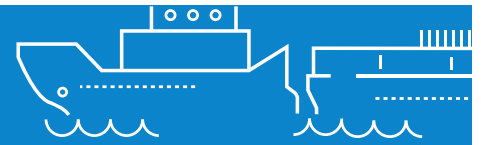
3.4. Sea passengers and automobiles in transport regime

3.5. Statistic breakdown of Ports Authorities

**3.1.8.3. Mercancía general (toneladas)**  
*General cargo (tonnes)*

| Autoridades Portuarias<br>Port Authorities | MUELLES DEL SERVICIO<br>PORT AUTHORITY QUAYS |                           |                    | MUELLES DE PARTICULARES<br>PRIVATE QUAYS |                           |                   | TOTAL<br>TOTAL       |                           |                    |
|--|--|---------------------------|--------------------|--|---------------------------|-------------------|----------------------|---------------------------|--------------------|
|  | Embarcadas<br>Loaded                         | Desembarcadas<br>Unloaded | Total<br>Total     | Embarcadas<br>Loaded                     | Desembarcadas<br>Unloaded | Total<br>Total    | Embarcadas<br>Loaded | Desembarcadas<br>Unloaded | Total<br>Total     |
| A Coruña                                   | 428.097                                      | 565.867                   | 993.964            | -  | -                         | -                 | 428.097              | 565.867                   | 993.964            |
| Alicante                                   | 120.762                                      | 49.354                    | 170.116            | 73.900                                   | 97.927                    | 171.827           | 194.662              | 147.281                   | 341.943            |
| Almería                                    | 476.935                                      | 452.389                   | 929.324            | 1.062                                    | 1.732                     | 2.794             | 477.997              | 454.121                   | 932.118            |
| Avilés                                     | 441.733                                      | 320.894                   | 762.627            | 484.415                                  | 243.973                   | 728.388           | 926.147              | 564.867                   | 1.491.014          |
| Bahía de Algeciras                         | 34.986.106                                   | 34.007.404                | 68.993.510         | 208.342                                  | 3.757                     | 212.100           | 35.194.449           | 34.011.161                | 69.205.610         |
| Bahía de Cádiz                             | 31.515                                       | 75.748                    | 107.263            | 86.672                                   | 29.445                    | 116.117           | 118.187              | 105.193                   | 223.380            |
| Baleares                                   | 24.910                                       | 17.743                    | 42.653             | -  | -                         | -                 | 24.910               | 17.743                    | 42.653             |
| Barcelona                                  | 20.847.834                                   | 17.788.278                | 38.636.111         | -  | 5                         | 5                 | 20.847.834           | 17.788.282                | 38.636.116         |
| Bilbao                                     | 4.891.018                                    | 4.527.437                 | 9.418.455          | 11.768                                   | 71.858                    | 83.626            | 4.902.786            | 4.599.295                 | 9.502.081          |
| Cartagena                                  | 589.332                                      | 617.912                   | 1.207.244          | -  | -                         | -                 | 589.332              | 617.912                   | 1.207.244          |
| Castellón                                  | 2.510.533                                    | 445.544                   | 2.956.078          | 3.434                                    | 26.407                    | 29.842            | 2.513.968            | 471.952                   | 2.985.919          |
| Ceuta                                      | 2.134  | 53.392                    | 55.526             | -  | -                         | -                 | 2.134                | 53.392                    | 55.526             |
| Ferrol-San Cibrao                          | 559.341                                      | 119.202                   | 678.543            | 41.609                                   | 6.437                     | 48.046            | 600.950              | 125.639                   | 726.589            |
| Gijón                                      | 1.265.008                                    | 554.169                   | 1.819.178          | -  | -                         | -                 | 1.265.008            | 554.169                   | 1.819.178          |
| Huelva                                     | 126.942                                      | 12.373                    | 139.314            | 169.911                                  | 10.506                    | 180.416           | 296.852              | 22.878                    | 319.730            |
| Las Palmas                                 | 3.907.365                                    | 3.717.409                 | 7.624.774          | 7  | -                         | 7                 | 3.907.372            | 3.717.409                 | 7.624.781          |
| Málaga                                     | 106.744                                      | 1.491                     | 108.234            | 640.071                                  | 703.816                   | 1.343.887         | 746.815              | 705.307                   | 1.452.121          |
| Marín y Ria de Pontevedra                  | 432.635                                      | 649.932                   | 1.082.567          | 396.388                                  | 17.796                    | 414.184           | 829.023              | 667.728                   | 1.496.751          |
| Melilla                                    | 3.044  | 50.069                    | 53.112             | -  | -                         | -                 | 3.044                | 50.069                    | 53.112             |
| Motril                                     | 23.913                                       | 8.487                     | 32.400             | 287.972                                  | 327.367                   | 615.339           | 311.885              | 335.854                   | 647.739            |
| Pasaia                                     | 1.224.016                                    | 891.478                   | 2.115.494          | -  | -                         | -                 | 1.224.016            | 891.478                   | 2.115.494          |
| Sta. C. de Tenerife                        | 132.553                                      | 468.321                   | 600.874            | -  | -                         | -                 | 132.553              | 468.321                   | 600.874            |
| Santander                                  | 1.317.790                                    | 1.131.159                 | 2.448.949          | 117.645                                  | -                         | 117.645           | 1.435.435            | 1.131.159                 | 2.566.594          |
| Sevilla                                    | 282.089                                      | 23.696                    | 305.785            | 166.373                                  | 162.514                   | 328.886           | 448.462              | 186.210                   | 634.671            |
| Tarragona                                  | 128.596                                      | 569.467                   | 698.063            | 293.292                                  | 711.992                   | 1.005.284         | 421.888              | 1.281.459                 | 1.703.347          |
| Valencia                                   | 27.328.925                                   | 22.626.971                | 49.955.896         | 8.055.837                                | 7.581.529                 | 15.637.366        | 35.384.762           | 30.208.500                | 65.593.262         |
| Vigo                                       | 1.955.170                                    | 1.624.292                 | 3.579.462          | 212                                      | 65.575                    | 65.787            | 1.955.382            | 1.689.867                 | 3.645.249          |
| Vilagarcía                                 | 156.898                                      | 169.339                   | 326.238            | -  | -                         | -                 | 156.898              | 169.339                   | 326.238            |
| <b>TOTAL</b>                               | <b>104.301.937</b>                           | <b>91.539.816</b>         | <b>195.841.754</b> | <b>11.038.909</b>                        | <b>10.062.635</b>         | <b>21.101.545</b> | <b>115.340.847</b>   | <b>101.602.452</b>        | <b>216.943.298</b> |

\* Incluye tránsito. No incluye transbordo, pesca, avituallamiento ni tráfico interior.  
*Transit included. Transshipment, fish captures, supplies and local traffic not included.*



PORT TRAFFIC > Goods traffic > Foreign traffic goods (tonnes) > Total foreign traffic goods

3. Port traffic

3.1. Goods traffic

3.1.1. State-Owned Port System traffic general summary

3.1.2. Total port traffic (tonnes)

3.1.3. Other data of traffic (number)

3.1.4. Total traffic by type of operation and navigation (tonnes)

3.1.5. Total traffic by type of operation (tonnes)

3.1.6. Total traffic by type of navigation (tonnes)

3.1.7. Cabotage traffic goods (tonnes)

3.1.8. Foreign traffic goods (tonnes)

3.1.8.1. Liquid bulk

3.1.8.2. Solid bulk

3.1.8.3. General cargo

3.1.8.4. Total foreign traffic goods

3.1.9. Cabotage and foreign traffic goods (tonnes)

3.1.10. Fish captures. Tonnes and value

3.1.11. Supplies and local traffic (tonnes)

3.1.12. World areas of origin and destination of goods (tonnes)

3.1.13. Goods by country (tonnes)

3.1.14. Categories of goods classification (tonnes)

3.1.15. Transhipped goods (tonnes)

3.1.16. Classification of goods by transport facilities used when entering or leaving the port (tonnes)

3.1.17. Foreign and cabotage trade (tonnes)

3.2. Containers traffic

3.3. Ships traffic

3.4. Sea passengers and automobiles in transport regime

3.5. Statistic breakdown of Ports Authorities

**3.1.8.4. Total mercancías en exterior (toneladas)**  
*Total foreign traffic goods (tonnes)*

| Autoridades Portuarias<br>Port Authorities | MUELLES DEL SERVICIO<br>PORT AUTHORITY QUAYS |                           |                    | MUELLES DE PARTICULARES<br>PRIVATE QUAYS |                           |                    | TOTAL<br>TOTAL       |                           |                    |
|--|--|---------------------------|--------------------|--|---------------------------|--------------------|----------------------|---------------------------|--------------------|
|  | Embarcadas<br>Loaded                         | Desembarcadas<br>Unloaded | Total<br>Total     | Embarcadas<br>Loaded                     | Desembarcadas<br>Unloaded | Total<br>Total     | Embarcadas<br>Loaded | Desembarcadas<br>Unloaded | Total<br>Total     |
| A Coruña                                   | 2.613.231                                    | 8.766.826                 | 11.380.057         | -  | -                         | -                  | 2.613.231            | 8.766.826                 | 11.380.057         |
| Alicante                                   | 1.241.197                                    | 206.350                   | 1.447.547          | 73.900                                   | 280.787                   | 354.687            | 1.315.097            | 487.137                   | 1.802.234          |
| Almería                                    | 913.864                                      | 628.654                   | 1.542.518          | 2.069.989                                | 1.086.602                 | 3.156.591          | 2.983.853            | 1.715.256                 | 4.699.109          |
| Avilés                                     | 1.395.099                                    | 2.457.204                 | 3.852.303          | 488.935                                  | 345.080                   | 834.015            | 1.884.033            | 2.802.284                 | 4.686.317          |
| Bahía de Algeciras                         | 35.133.784                                   | 34.206.215                | 69.339.999         | 7.418.741                                | 18.226.618                | 25.645.359         | 42.552.525           | 52.432.833                | 94.985.358         |
| Bahía de Cádiz                             | 1.391.530                                    | 1.585.012                 | 2.976.542          | 100.712                                  | 136.975                   | 237.687            | 1.492.242            | 1.721.987                 | 3.214.229          |
| Baleares                                   | 32.864                                       | 103.189                   | 136.053            | 14.340                                   | 285.646                   | 299.986            | 47.204               | 388.835                   | 436.039            |
| Barcelona                                  | 25.584.595                                   | 27.554.872                | 53.139.467         | 12.657                                   | 4.085.887                 | 4.098.544          | 25.597.252           | 31.640.760                | 57.238.012         |
| Bilbao                                     | 8.253.036                                    | 7.854.302                 | 16.107.338         | 2.519.461                                | 14.561.256                | 17.080.717         | 10.772.498           | 22.415.558                | 33.188.056         |
| Cartagena                                  | 7.419.704                                    | 23.564.655                | 30.984.359         | -  | -                         | -                  | 7.419.704            | 23.564.655                | 30.984.359         |
| Castellón                                  | 2.981.337                                    | 2.621.056                 | 5.602.393          | 2.178.659                                | 10.226.150                | 12.404.809         | 5.159.996            | 12.847.206                | 18.007.202         |
| Ceuta                                      | 32.627                                       | 337.663                   | 370.291            | -  | -                         | -                  | 32.627               | 337.663                   | 370.291            |
| Ferrol-San Cibrao                          | 749.641                                      | 2.793.511                 | 3.543.152          | 1.550.405                                | 5.861.070                 | 7.411.475          | 2.300.046            | 8.654.581                 | 10.954.627         |
| Gijón                                      | 3.684.593                                    | 12.100.467                | 15.785.061         | -  | -                         | -                  | 3.684.593            | 12.100.467                | 15.785.061         |
| Huelva                                     | 3.035.788                                    | 3.268.504                 | 6.304.292          | 4.465.049                                | 16.529.591                | 20.994.639         | 7.500.837            | 19.798.095                | 27.298.931         |
| Las Palmas                                 | 5.606.758                                    | 7.637.747                 | 13.244.505         | 5.786                                    | 145.530                   | 151.316            | 5.612.544            | 7.783.277                 | 13.395.821         |
| Málaga                                     | 816.728                                      | 592.708                   | 1.409.435          | 640.071                                  | 901.915                   | 1.541.986          | 1.456.799            | 1.494.623                 | 2.951.421          |
| Marín y Ria de Pontevedra                  | 448.350                                      | 1.513.196                 | 1.961.545          | 396.388                                  | 17.796                    | 414.184            | 844.738              | 1.530.992                 | 2.375.729          |
| Melilla                                    | 3.044  | 50.069                    | 53.112             | -  | -                         | -                  | 3.044                | 50.069                    | 53.112             |
| Motril                                     | 301.784                                      | 299.643                   | 601.427            | 495.401                                  | 485.058                   | 980.459            | 797.184              | 784.701                   | 1.581.885          |
| Pasaia                                     | 1.368.040                                    | 1.751.250                 | 3.119.290          | -  | -                         | -                  | 1.368.040            | 1.751.250                 | 3.119.290          |
| Sta. C. de Tenerife                        | 460.003                                      | 1.329.007                 | 1.789.010          | 21.861                                   | 392.328                   | 414.188            | 481.864              | 1.721.335                 | 2.203.198          |
| Santander                                  | 1.989.029                                    | 3.327.697                 | 5.316.726          | 714.755                                  | 390.669                   | 1.105.424          | 2.703.784            | 3.718.366                 | 6.422.150          |
| Sevilla                                    | 686.688                                      | 1.172.281                 | 1.858.969          | 327.834                                  | 937.623                   | 1.265.456          | 1.014.522            | 2.109.904                 | 3.124.425          |
| Tarragona                                  | 1.538.614                                    | 5.817.596                 | 7.356.210          | 3.561.475                                | 18.273.251                | 21.834.726         | 5.100.090            | 24.090.846                | 29.190.936         |
| Valencia                                   | 27.993.778                                   | 24.415.808                | 52.409.586         | 8.294.221                                | 9.889.771                 | 18.183.992         | 36.287.999           | 34.305.579                | 70.593.578         |
| Vigo                                       | 1.955.170                                    | 1.751.228                 | 3.706.398          | 212                                      | 65.575                    | 65.787             | 1.955.382            | 1.816.803                 | 3.772.185          |
| Vilagarcía                                 | 269.180                                      | 640.789                   | 909.970            | -  | -                         | -                  | 269.180              | 640.789                   | 909.970            |
| <b>TOTAL</b>                               | <b>137.900.056</b>                           | <b>178.347.499</b>        | <b>316.247.555</b> | <b>35.350.850</b>                        | <b>103.125.177</b>        | <b>138.476.027</b> | <b>173.250.906</b>   | <b>281.472.676</b>        | <b>454.723.582</b> |

\* Incluye tránsito. No incluye transbordo, pesca, avituallamiento ni tráfico interior.  
*Transit included. Transshipment, fish captures, supplies and local traffic not included.*



PORT TRAFFIC > Goods traffic > Cabotage and foreign traffic goods (tonnes) > Liquid bulk

### 3. Port traffic

#### 3.1. Goods traffic

3.1.1. State-Owned Port System traffic general summary

3.1.2. Total port traffic (tonnes)

3.1.3. Other data of traffic (number)

3.1.4. Total traffic by type of operation and navigation (tonnes)

3.1.5. Total traffic by type of operation (tonnes)

3.1.6. Total traffic by type of navigation (tonnes)

3.1.7. Cabotage traffic goods (tonnes)

3.1.8. Foreign traffic goods (tonnes)

3.1.9. Cabotage and foreign traffic goods (tonnes)

#### 3.1.9.1. Liquid bulk

3.1.9.2. Solid bulk

3.1.9.3. General cargo

3.1.9.4. Total cabotage and foreign goods

3.1.9.5. Break bulk by type of navigation

3.1.9.6. General cargo in containers by type of navigation

3.1.10. Fish captures. Tonnes and value

3.1.11. Supplies and local traffic (tonnes)

3.1.12. World areas of origin and destination of goods (tonnes)

3.1.13. Goods by country (tonnes)

3.1.14. Categories of goods classification (tonnes)

3.1.15. Transhipped goods (tonnes)

3.1.16. Classification of goods by transport facilities used when entering or leaving the port (tonnes)

3.1.17. Foreign and cabotage trade (tonnes)

#### 3.2. Containers traffic

#### 3.3. Ships traffic

#### 3.4. Sea passengers and automobiles in transport regime

#### 3.5. Statistic breakdown of Ports Authorities

### 3.1.9.1. Graneles líquidos (toneladas) Liquid bulk (tonnes)

| Autoridades Portuarias<br>Port Authorities | MUELLES DEL SERVICIO<br>PORT AUTHORITY QUAYS |                           |                   | MUELLES DE PARTICULARES<br>PRIVATE QUAYS |                           |                    | TOTAL<br>TOTAL       |                           |                    |
|--|--|---------------------------|-------------------|--|---------------------------|--------------------|----------------------|---------------------------|--------------------|
|  | Embarcadas<br>Loaded                         | Desembarcadas<br>Unloaded | Total<br>Total    | Embarcadas<br>Loaded                     | Desembarcadas<br>Unloaded | Total<br>Total     | Embarcadas<br>Loaded | Desembarcadas<br>Unloaded | Total<br>Total     |
| A Coruña                                   | 2.504.229                                    | 6.466.101                 | 8.970.330         | -  | -                         | -                  | 2.504.229            | 6.466.101                 | 8.970.330          |
| Alicante                                   | -  | 31.579                    | 31.579            | -  | -                         | -                  | -                    | 31.579                    | 31.579             |
| Almería                                    | 44.443                                       | 12.264                    | 56.707            | -  | -                         | -                  | 44.443               | 12.264                    | 56.707             |
| Avilés                                     | 311.871                                      | 256.681                   | 568.552           | 4.520                                    | 144.877                   | 149.397            | 316.391              | 401.558                   | 717.949            |
| Bahía de Algeciras                         | 158.467                                      | 232.767                   | 391.233           | 11.280.002                               | 18.904.973                | 30.184.975         | 11.438.469           | 19.137.740                | 30.576.209         |
| Bahía de Cádiz                             | 679.568                                      | 652.310                   | 1.331.878         | -  | -                         | -                  | 679.568              | 652.310                   | 1.331.878          |
| Baleares                                   | -  | 477.807                   | 477.807           | -  | 1.065.698                 | 1.065.698          | -                    | 1.543.505                 | 1.543.505          |
| Barcelona                                  | 3.148.237                                    | 8.872.420                 | 12.020.657        | 12.657                                   | 4.098.905                 | 4.111.562          | 3.160.894            | 12.971.325                | 16.132.219         |
| Bilbao                                     | 1.087.467                                    | 1.763.263                 | 2.850.730         | 3.448.049                                | 14.522.729                | 17.970.778         | 4.535.516            | 16.285.992                | 20.821.508         |
| Cartagena                                  | 6.034.335                                    | 19.840.972                | 25.875.308        | -  | -                         | -                  | 6.034.335            | 19.840.972                | 25.875.308         |
| Castellón                                  | 4.658  | 412.196                   | 416.854           | 3.436.817                                | 6.748.179                 | 10.184.996         | 3.441.476            | 7.160.375                 | 10.601.850         |
| Ceuta                                      | 30.493                                       | 841.767                   | 872.261           | -  | -                         | -                  | 30.493               | 841.767                   | 872.261            |
| Ferrol-San Cibrao                          | -  | -                         | -                 | 442.507                                  | 1.869.393                 | 2.311.900          | 442.507              | 1.869.393                 | 2.311.900          |
| Gijón                                      | 32.362                                       | 862.379                   | 894.741           | -  | -                         | -                  | 32.362               | 862.379                   | 894.741            |
| Huelva                                     | 3.844.808                                    | 502.781                   | 4.347.589         | 5.226.685                                | 17.101.459                | 22.328.144         | 9.071.493            | 17.604.240                | 26.675.733         |
| Las Palmas                                 | 1.708.028                                    | 5.814.594                 | 7.522.621         | 101.876                                  | 445.778                   | 547.654            | 1.809.904            | 6.260.372                 | 8.070.275          |
| Málaga                                     | 41.831                                       | 38.169                    | 80.000            | -  | -                         | -                  | 41.831               | 38.169                    | 80.000             |
| Marín y Ria de Pontevedra                  | -  | 7                         | 7                 | -  | -                         | -                  | -                    | 7                         | 7                  |
| Melilla                                    | -  | 75.935                    | 75.935            | -  | -                         | -                  | -                    | 75.935                    | 75.935             |
| Motril                                     | 12.162                                       | 1.222.600                 | 1.234.762         | -  | 89.542                    | 89.542             | 12.162               | 1.312.142                 | 1.324.304          |
| Pasaia                                     | -  | -                         | -                 | -  | -                         | -                  | -                    | -                         | -                  |
| Sta. C. de Tenerife                        | 514.063                                      | 1.652.596                 | 2.166.659         | 826.979                                  | 1.776.543                 | 2.603.521          | 1.341.042            | 3.429.139                 | 4.770.180          |
| Santander                                  | 24.244                                       | 13.743                    | 37.987            | 107.510                                  | 178.116                   | 285.626            | 131.754              | 191.859                   | 323.613            |
| Sevilla                                    | -  | -                         | -                 | -  | 293.337                   | 293.337            | -                    | 293.337                   | 293.337            |
| Tarragona                                  | 963.772                                      | 1.399.642                 | 2.363.414         | 3.935.280                                | 14.804.310                | 18.739.590         | 4.899.052            | 16.203.952                | 21.103.004         |
| Valencia                                   | 149.017                                      | 272.281                   | 421.298           | 265.661                                  | 2.433.054                 | 2.698.715          | 414.678              | 2.705.335                 | 3.120.013          |
| Vigo                                       | -  | 46.770                    | 46.770            | -  | -                         | -                  | -                    | 46.770                    | 46.770             |
| Vilagarcía                                 | 3.584  | 178.960                   | 182.544           | -  | -                         | -                  | 3.584                | 178.960                   | 182.544            |
| <b>TOTAL</b>                               | <b>21.297.640</b>                            | <b>51.940.584</b>         | <b>73.238.224</b> | <b>29.088.543</b>                        | <b>84.476.893</b>         | <b>113.565.435</b> | <b>50.386.183</b>    | <b>136.417.476</b>        | <b>186.803.659</b> |

\* Incluye tránsito. No incluye transbordo, pesca, avituallamiento ni tráfico interior.  
Transit included. Transshipment, fish captures, supplies and local traffic not included.



PORT TRAFFIC > Goods traffic > Cabotage and foreign traffic goods (tonnes) > Solid bulk

### 3. Port traffic

#### 3.1. Goods traffic

3.1.1. State-Owned Port System traffic general summary

3.1.2. Total port traffic (tonnes)

3.1.3. Other data of traffic (number)

3.1.4. Total traffic by type of operation and navigation (tonnes)

3.1.5. Total traffic by type of operation (tonnes)

3.1.6. Total traffic by type of navigation (tonnes)

3.1.7. Cabotage traffic goods (tonnes)

3.1.8. Foreign traffic goods (tonnes)

3.1.9. Cabotage and foreign traffic goods (tonnes)

3.1.9.1. Liquid bulk

3.1.9.2. Solid bulk

3.1.9.2.1. Solid bulk handled without special facilities

3.1.9.2.2. Solid bulk handled by special facilities

3.1.9.3. General cargo

3.1.9.4. Total cabotage and foreign goods

3.1.9.5. Break bulk by type of navigation

3.1.9.6. General cargo in containers by type of navigation

3.1.10. Fish captures. Tonnes and value

3.1.11. Supplies and local traffic (tonnes)

3.1.12. World areas of origin and destination of goods (tonnes)

3.1.13. Goods by country (tonnes)

3.1.14. Categories of goods classification (tonnes)

3.1.15. Transhipped goods (tonnes)

3.1.16. Classification of goods by transport facilities used when entering or leaving the port (tonnes)

3.1.17. Foreign and cabotage trade (tonnes)

#### 3.2. Containers traffic

#### 3.3. Ships traffic

#### 3.4. Sea passengers and automobiles in transport regime

### 3.1.9.2. Graneles sólidos (toneladas)

Solid bulk (tonnes)

| Autoridades Portuarias<br>Port Authorities | MUELLES DEL SERVICIO<br>PORT AUTHORITY QUAYS |                           |                   | MUELLES DE PARTICULARES<br>PRIVATE QUAYS |                           |                   | TOTAL<br>TOTAL       |                           |                   |
|--|--|---------------------------|-------------------|--|---------------------------|-------------------|----------------------|---------------------------|-------------------|
|  | Embarcadas<br>Loaded                         | Desembarcadas<br>Unloaded | Total<br>Total    | Embarcadas<br>Loaded                     | Desembarcadas<br>Unloaded | Total<br>Total    | Embarcadas<br>Loaded | Desembarcadas<br>Unloaded | Total<br>Total    |
| A Coruña                                   | 751.508                                      | 2.723.060                 | 3.474.568         | -  | -                         | -                 | 751.508              | 2.723.060                 | 3.474.568         |
| Alicante                                   | 1.120.435                                    | 137.771                   | 1.258.205         | -  | 182.860                   | 182.860           | 1.120.435            | 320.631                   | 1.441.065         |
| Almería                                    | 407.503                                      | 414.551                   | 822.054           | 2.502.134                                | 1.087.741                 | 3.589.875         | 2.909.637            | 1.502.292                 | 4.411.930         |
| Avilés                                     | 875.677                                      | 1.913.137                 | 2.788.813         | -  | 8.542                     | 8.542             | 875.677              | 1.921.679                 | 2.797.355         |
| Bahía de Algeciras                         | -  | 10.374                    | 10.374            | 115.637                                  | 847.820                   | 963.456           | 115.637              | 858.194                   | 973.830           |
| Bahía de Cádiz                             | 720.820                                      | 1.007.903                 | 1.728.723         | 14.040                                   | 116.245                   | 130.285           | 734.860              | 1.124.148                 | 1.859.008         |
| Baleares                                   | 40.959                                       | 1.168.307                 | 1.209.266         | 14.340                                   | -                         | 14.340            | 55.299               | 1.168.307                 | 1.223.606         |
| Barcelona                                  | 1.746.923                                    | 2.324.461                 | 4.071.384         | -  | -                         | -                 | 1.746.923            | 2.324.461                 | 4.071.384         |
| Bilbao                                     | 2.535.797                                    | 1.759.177                 | 4.294.974         | 113.855                                  | 272.361                   | 386.216           | 2.649.653            | 2.031.538                 | 4.681.191         |
| Cartagena                                  | 2.234.885                                    | 4.600.714                 | 6.835.599         | -  | -                         | -                 | 2.234.885            | 4.600.714                 | 6.835.599         |
| Castellón                                  | 492.702                                      | 1.954.609                 | 2.447.311         | 766.090                                  | 3.884.078                 | 4.650.169         | 1.258.793            | 5.838.687                 | 7.097.480         |
| Ceuta                                      | -  | 24.625                    | 24.625            | -  | -                         | -                 | -                    | 24.625                    | 24.625            |
| Ferrol-San Cibrao                          | 193.860                                      | 2.674.309                 | 2.868.169         | 1.167.630                                | 4.059.232                 | 5.226.861         | 1.361.490            | 6.733.541                 | 8.095.030         |
| Gijón                                      | 2.940.817                                    | 11.648.215                | 14.589.033        | -  | -                         | -                 | 2.940.817            | 11.648.215                | 14.589.033        |
| Huelva                                     | 1.254.373                                    | 3.038.168                 | 4.292.540         | 1.113.644                                | 349.480                   | 1.463.124         | 2.368.017            | 3.387.648                 | 5.755.664         |
| Las Palmas                                 | 11.677                                       | 440.424                   | 452.102           | -  | 1.200                     | 1.200             | 11.677               | 441.624                   | 453.302           |
| Málaga                                     | 708.899                                      | 557.548                   | 1.266.447         | -  | 198.099                   | 198.099           | 708.899              | 755.647                   | 1.464.546         |
| Marín y Ría de Pontevedra                  | 15.715                                       | 872.790                   | 888.504           | -  | -                         | -                 | 15.715               | 872.790                   | 888.504           |
| Melilla                                    | -  | 7.100                     | 7.100             | -  | -                         | -                 | -                    | 7.100                     | 7.100             |
| Motril                                     | 265.709                                      | 77.119                    | 342.828           | 207.429                                  | 68.149                    | 275.578           | 473.137              | 145.268                   | 618.405           |
| Pasaia                                     | 144.024                                      | 887.297                   | 1.031.321         | -  | -                         | -                 | 144.024              | 887.297                   | 1.031.321         |
| Sta. C. de Tenerife                        | 31.346                                       | 390.614                   | 421.960           | -  | -                         | -                 | 31.346               | 390.614                   | 421.960           |
| Santander                                  | 700.997                                      | 2.239.292                 | 2.940.289         | 492.186                                  | 214.053                   | 706.239           | 1.193.183            | 2.453.345                 | 3.646.528         |
| Sevilla                                    | 429.497                                      | 1.196.957                 | 1.626.454         | 161.461                                  | 506.109                   | 667.570           | 590.958              | 1.703.066                 | 2.294.024         |
| Tarragona                                  | 786.701                                      | 4.398.107                 | 5.184.808         | 1.121.109                                | 3.412.833                 | 4.533.942         | 1.907.810            | 7.810.940                 | 9.718.750         |
| Valencia                                   | 528.592                                      | 1.648.201                 | 2.176.793         | 13.325                                   | -                         | 13.325            | 541.917              | 1.648.201                 | 2.190.118         |
| Vigo                                       | -  | 297.778                   | 297.778           | -  | -                         | -                 | -                    | 297.778                   | 297.778           |
| Vilagarcía                                 | 111.448                                      | 368.524                   | 479.972           | -  | -                         | -                 | 111.448              | 368.524                   | 479.972           |
| <b>TOTAL</b>                               | <b>19.050.864</b>                            | <b>48.781.131</b>         | <b>67.831.995</b> | <b>7.802.879</b>                         | <b>15.208.802</b>         | <b>23.011.681</b> | <b>26.853.743</b>    | <b>63.989.933</b>         | <b>90.843.677</b> |

\* Incluye tránsito. No incluye transbordo, pesca, avituallamiento ni tráfico interior.  
Transit included. Transshipment, fish captures, supplies and local traffic not included.







PORT TRAFFIC > Goods traffic > Cabotage and foreign traffic goods (tonnes) > Solid bulk > Solid bulk handled without special facilities

### 3. Port traffic

#### 3.1. Goods traffic

3.1.1. State-Owned Port System traffic general summary

3.1.2. Total port traffic (tonnes)

3.1.3. Other data of traffic (number)

3.1.4. Total traffic by type of operation and navigation (tonnes)

3.1.5. Total traffic by type of operation (tonnes)

3.1.6. Total traffic by type of navigation (tonnes)

3.1.7. Cabotage traffic goods (tonnes)

3.1.8. Foreign traffic goods (tonnes)

3.1.9. Cabotage and foreign traffic goods (tonnes)

3.1.9.1. Liquid bulk

3.1.9.2. Solid bulk

3.1.9.2.1. Solid bulk handled without special facilities

3.1.9.2.2. Solid bulk handled by special facilities

3.1.9.3. General cargo

3.1.9.4. Total cabotage and foreign goods

3.1.9.5. Break bulk by type of navigation

3.1.9.6. General cargo in containers by type of navigation

3.1.10. Fish captures. Tonnes and value

3.1.11. Supplies and local traffic (tonnes)

3.1.12. World areas of origin and destination of goods (tonnes)

3.1.13. Goods by country (tonnes)

3.1.14. Categories of goods classification (tonnes)

3.1.15. Transhipped goods (tonnes)

3.1.16. Classification of goods by transport facilities used when entering or leaving the port (tonnes)

3.1.17. Foreign and cabotage trade (tonnes)

#### 3.2. Containers traffic

#### 3.3. Ships traffic

#### 3.4. Sea passengers and automobiles in transport regime

### 3.1.9.2.1. Graneles sólidos sin instalación especial (toneladas)

*Solid bulk handled without special facilities (tonnes)*

| Autoridades Portuarias<br>Port Authorities | MUELLES DEL SERVICIO<br>PORT AUTHORITY QUAYS |                           |                   | MUELLES DE PARTICULARES<br>PRIVATE QUAYS |                           |                  | TOTAL<br>TOTAL       |                           |                   |
|--|--|---------------------------|-------------------|--|---------------------------|------------------|----------------------|---------------------------|-------------------|
|  | Embarcadas<br>Loaded                         | Desembarcadas<br>Unloaded | Total<br>Total    | Embarcadas<br>Loaded                     | Desembarcadas<br>Unloaded | Total<br>Total   | Embarcadas<br>Loaded | Desembarcadas<br>Unloaded | Total<br>Total    |
| A Coruña                                   | 751.508                                      | 2.631.747                 | 3.383.255         | -  | -                         | -                | 751.508              | 2.631.747                 | 3.383.255         |
| Alicante                                   | 1.120.435                                    | 137.771                   | 1.258.205         | -  | -                         | -                | 1.120.435            | 137.771                   | 1.258.205         |
| Almería                                    | 407.503                                      | 227.539                   | 635.042           | 1.739.656                                | -                         | 1.739.656        | 2.147.159            | 227.539                   | 2.374.699         |
| Avilés                                     | 875.677                                      | 1.913.137                 | 2.788.813         | -  | 8.542                     | 8.542            | 875.677              | 1.921.679                 | 2.797.355         |
| Bahía de Algeciras                         | -  | 10.374                    | 10.374            | 115.637                                  | 511.217                   | 626.853          | 115.637              | 521.591                   | 637.227           |
| Bahía de Cádiz                             | 720.820                                      | 1.007.903                 | 1.728.723         | 14.040                                   | 116.245                   | 130.285          | 734.860              | 1.124.148                 | 1.859.008         |
| Baleares                                   | 40.959                                       | 835.215                   | 876.174           | 14.340                                   | -                         | 14.340           | 55.299               | 835.215                   | 890.514           |
| Barcelona                                  | 92.348                                       | 362.468                   | 454.816           | -  | -                         | -                | 92.348               | 362.468                   | 454.816           |
| Bilbao                                     | 1.038.553                                    | 723.277                   | 1.761.830         | 97.373                                   | 272.361                   | 369.734          | 1.135.927            | 995.638                   | 2.131.565         |
| Cartagena                                  | 2.234.885                                    | 4.284.150                 | 6.519.035         | -  | -                         | -                | 2.234.885            | 4.284.150                 | 6.519.035         |
| Castellón                                  | 492.702                                      | 1.954.609                 | 2.447.311         | 766.090                                  | 3.884.078                 | 4.650.169        | 1.258.793            | 5.838.687                 | 7.097.480         |
| Ceuta                                      | -  | 14.165                    | 14.165            | -  | -                         | -                | -                    | 14.165                    | 14.165            |
| Ferrol-San Cibrao                          | 193.860                                      | 676.057                   | 869.917           | -  | 16.503                    | 16.503           | 193.860              | 692.560                   | 886.420           |
| Gijón                                      | 2.421.061                                    | 1.531.716                 | 3.952.776         | -  | -                         | -                | 2.421.061            | 1.531.716                 | 3.952.776         |
| Huelva                                     | 1.031.922                                    | 2.937.782                 | 3.969.703         | -  | 201.651                   | 201.651          | 1.031.922            | 3.139.433                 | 4.171.354         |
| Las Palmas                                 | 11.677                                       | 326.862                   | 338.540           | -  | 1.200                     | 1.200            | 11.677               | 328.062                   | 339.740           |
| Málaga                                     | 532.443                                      | 557.548                   | 1.089.991         | -  | 198.099                   | 198.099          | 532.443              | 755.647                   | 1.288.090         |
| Marín y Ria de Pontevedra                  | 15.715                                       | 870.040                   | 885.754           | -  | -                         | -                | 15.715               | 870.040                   | 885.754           |
| Melilla                                    | -  | -                         | -                 | -  | -                         | -                | -                    | -                         | -                 |
| Motril                                     | 265.709                                      | 77.119                    | 342.828           | 207.429                                  | 68.149                    | 275.578          | 473.137              | 145.268                   | 618.405           |
| Pasaia                                     | 144.024                                      | 887.297                   | 1.031.321         | -  | -                         | -                | 144.024              | 887.297                   | 1.031.321         |
| Sta. C. de Tenerife                        | 31.346                                       | 375.251                   | 406.597           | -  | -                         | -                | 31.346               | 375.251                   | 406.597           |
| Santander                                  | 349.840                                      | 1.545.324                 | 1.895.164         | -  | 214.053                   | 214.053          | 349.840              | 1.759.377                 | 2.109.217         |
| Sevilla                                    | 429.497                                      | 1.196.957                 | 1.626.454         | 161.461                                  | 506.109                   | 667.570          | 590.958              | 1.703.066                 | 2.294.024         |
| Tarragona                                  | 775.836                                      | 4.042.641                 | 4.818.477         | -  | -                         | -                | 775.836              | 4.042.641                 | 4.818.477         |
| Valencia                                   | 500.792                                      | 1.397.250                 | 1.898.042         | 13.012                                   | -                         | 13.012           | 513.804              | 1.397.250                 | 1.911.054         |
| Vigo                                       | -  | -                         | -                 | -  | -                         | -                | -                    | -                         | -                 |
| Vilagarcía                                 | 111.448                                      | 304.911                   | 416.359           | -  | -                         | -                | 111.448              | 304.911                   | 416.359           |
| <b>TOTAL</b>                               | <b>14.590.558</b>                            | <b>30.829.108</b>         | <b>45.419.667</b> | <b>3.129.038</b>                         | <b>5.998.207</b>          | <b>9.127.246</b> | <b>17.719.597</b>    | <b>36.827.316</b>         | <b>54.546.912</b> |

\* Incluye tránsito. No incluye transbordo, pesca, avituallamiento ni tráfico interior.  
*Transit included. Transshipment, fish captures, supplies and local traffic not included.*





PORT TRAFFIC > Goods traffic > Cabotage and foreign traffic goods (tonnes) > Solid bulk > Solid bulk handled by special facilities

**3. Port traffic**

**3.1. Goods traffic**

3.1.1. State-Owned Port System traffic general summary

3.1.2. Total port traffic (tonnes)

3.1.3. Other data of traffic (number)

3.1.4. Total traffic by type of operation and navigation (tonnes)

3.1.5. Total traffic by type of operation (tonnes)

3.1.6. Total traffic by type of navigation (tonnes)

3.1.7. Cabotage traffic goods (tonnes)

3.1.8. Foreign traffic goods (tonnes)

**3.1.9. Cabotage and foreign traffic goods (tonnes)**

3.1.9.1. Liquid bulk

3.1.9.2. Solid bulk

3.1.9.2.1. Solid bulk handled without special facilities

**3.1.9.2.2. Solid bulk handled by special facilities**

3.1.9.3. General cargo

3.1.9.4. Total cabotage and foreign goods

3.1.9.5. Break bulk by type of navigation

3.1.9.6. General cargo in containers by type of navigation

3.1.10. Fish captures. Tonnes and value

3.1.11. Supplies and local traffic (tonnes)

3.1.12. World areas of origin and destination of goods (tonnes)

3.1.13. Goods by country (tonnes)

3.1.14. Categories of goods classification (tonnes)

3.1.15. Transhipped goods (tonnes)

3.1.16. Classification of goods by transport facilities used when entering or leaving the port (tonnes)

3.1.17. Foreign and cabotage trade (tonnes)

**3.2. Containers traffic**

**3.3. Ships traffic**

**3.4. Sea passengers and automobiles in transport regime**

**3.1.9.2.2. Graneles sólidos por instalación especial (toneladas)**  
*Solid bulk handled by special facilities (tonnes)*

| Autoridades Portuarias<br>Port Authorities | MUELLES DEL SERVICIO<br>PORT AUTHORITY QUAYS |                           |                   | MUELLES DE PARTICULARES<br>PRIVATE QUAYS |                           |                   | TOTAL<br>TOTAL       |                           |                   |
|--|--|---------------------------|-------------------|--|---------------------------|-------------------|----------------------|---------------------------|-------------------|
|  | Embarcadas<br>Loaded                         | Desembarcadas<br>Unloaded | Total<br>Total    | Embarcadas<br>Loaded                     | Desembarcadas<br>Unloaded | Total<br>Total    | Embarcadas<br>Loaded | Desembarcadas<br>Unloaded | Total<br>Total    |
| A Coruña                                   | -  | 91.313                    | 91.313            | -  | -                         | -                 | -                    | 91.313                    | 91.313            |
| Alicante                                   | -  | -                         | -                 | -  | 182.860                   | 182.860           | -                    | 182.860                   | 182.860           |
| Almería                                    | -  | 187.012                   | 187.012           | 762.478                                  | 1.087.741                 | 1.850.219         | 762.478              | 1.274.753                 | 2.037.231         |
| Avilés                                     | -  | -                         | -                 | -  | -                         | -                 | -                    | -                         | -                 |
| Bahía de Algeciras                         | -  | -                         | -                 | -  | 336.603                   | 336.603           | -                    | 336.603                   | 336.603           |
| Bahía de Cádiz                             | -  | -                         | -                 | -  | -                         | -                 | -                    | -                         | -                 |
| Baleares                                   | -  | 333.092                   | 333.092           | -  | -                         | -                 | -                    | 333.092                   | 333.092           |
| Barcelona                                  | 1.654.575                                    | 1.961.993                 | 3.616.568         | -  | -                         | -                 | 1.654.575            | 1.961.993                 | 3.616.568         |
| Bilbao                                     | 1.497.244                                    | 1.035.900                 | 2.533.144         | 16.482                                   | -                         | 16.482            | 1.513.726            | 1.035.900                 | 2.549.626         |
| Cartagena                                  | -  | 316.564                   | 316.564           | -  | -                         | -                 | -                    | 316.564                   | 316.564           |
| Castellón                                  | -  | -                         | -                 | -  | -                         | -                 | -                    | -                         | -                 |
| Ceuta                                      | -  | 10.460                    | 10.460            | -  | -                         | -                 | -                    | 10.460                    | 10.460            |
| Ferrol-San Cibrao                          | -  | 1.998.252                 | 1.998.252         | 1.167.630                                | 4.042.729                 | 5.210.358         | 1.167.630            | 6.040.981                 | 7.208.610         |
| Gijón                                      | 519.757                                      | 10.116.500                | 10.636.257        | -  | -                         | -                 | 519.757              | 10.116.500                | 10.636.257        |
| Huelva                                     | 222.451                                      | 100.386                   | 322.837           | 1.113.644                                | 147.829                   | 1.261.473         | 1.336.095            | 248.215                   | 1.584.310         |
| Las Palmas                                 | -  | 113.562                   | 113.562           | -  | -                         | -                 | -                    | 113.562                   | 113.562           |
| Málaga                                     | 176.456                                      | -                         | 176.456           | -  | -                         | -                 | 176.456              | -                         | 176.456           |
| Marín y Ría de Pontevedra                  | -  | 2.750                     | 2.750             | -  | -                         | -                 | -                    | 2.750                     | 2.750             |
| Melilla                                    | -  | 7.100                     | 7.100             | -  | -                         | -                 | -                    | 7.100                     | 7.100             |
| Motril                                     | -  | -                         | -                 | -  | -                         | -                 | -                    | -                         | -                 |
| Pasaia                                     | -  | -                         | -                 | -  | -                         | -                 | -                    | -                         | -                 |
| Sta. C. de Tenerife                        | -  | 15.363                    | 15.363            | -  | -                         | -                 | -                    | 15.363                    | 15.363            |
| Santander                                  | 351.157                                      | 693.968                   | 1.045.125         | 492.186                                  | -                         | 492.186           | 843.343              | 693.968                   | 1.537.311         |
| Sevilla                                    | -  | -                         | -                 | -  | -                         | -                 | -                    | -                         | -                 |
| Tarragona                                  | 10.866                                       | 355.466                   | 366.332           | 1.121.109                                | 3.412.833                 | 4.533.942         | 1.131.974            | 3.768.299                 | 4.900.273         |
| Valencia                                   | 27.800                                       | 250.951                   | 278.751           | 313                                      | -                         | 313               | 28.113               | 250.951                   | 279.064           |
| Vigo                                       | -  | 297.778                   | 297.778           | -  | -                         | -                 | -                    | 297.778                   | 297.778           |
| Vilagarcía                                 | -  | 63.613                    | 63.613            | -  | -                         | -                 | -                    | 63.613                    | 63.613            |
| <b>TOTAL</b>                               | <b>4.460.306</b>                             | <b>17.952.023</b>         | <b>22.412.329</b> | <b>4.673.841</b>                         | <b>9.210.595</b>          | <b>13.884.436</b> | <b>9.134.147</b>     | <b>27.162.618</b>         | <b>36.296.764</b> |

\* Incluye tránsito. No incluye transbordo, pesca, avituallamiento ni tráfico interior.  
*Transit included. Transshipment, fish captures, supplies and local traffic not included.*





PORT TRAFFIC > Goods traffic > Cabotage and foreign traffic goods (tonnes) > General cargo

### 3. Port traffic

#### 3.1. Goods traffic

3.1.1. State-Owned Port System traffic general summary

3.1.2. Total port traffic (tonnes)

3.1.3. Other data of traffic (number)

3.1.4. Total traffic by type of operation and navigation (tonnes)

3.1.5. Total traffic by type of operation (tonnes)

3.1.6. Total traffic by type of navigation (tonnes)

3.1.7. Cabotage traffic goods (tonnes)

3.1.8. Foreign traffic goods (tonnes)

3.1.9. Cabotage and foreign traffic goods (tonnes)

3.1.9.1. Liquid bulk

3.1.9.2. Solid bulk

3.1.9.3. General cargo

3.1.9.4. Total cabotage and foreign goods

3.1.9.5. Break bulk by type of navigation

3.1.9.6. General cargo in containers by type of navigation

3.1.10. Fish captures. Tonnes and value

3.1.11. Supplies and local traffic (tonnes)

3.1.12. World areas of origin and destination of goods (tonnes)

3.1.13. Goods by country (tonnes)

3.1.14. Categories of goods classification (tonnes)

3.1.15. Transhipped goods (tonnes)

3.1.16. Classification of goods by transport facilities used when entering or leaving the port (tonnes)

3.1.17. Foreign and cabotage trade (tonnes)

#### 3.2. Containers traffic

#### 3.3. Ships traffic

#### 3.4. Sea passengers and automobiles in transport regime

#### 3.5. Statistic breakdown of Ports Authorities

### 3.1.9.3. Mercancía general (toneladas) General cargo (tonnes)

| Autoridades Portuarias<br>Port Authorities | MUELLES DEL SERVICIO<br>PORT AUTHORITY QUAYS |                           |                    | MUELLES DE PARTICULARES<br>PRIVATE QUAYS |                           |                   | TOTAL<br>TOTAL       |                           |                    |
|--|--|---------------------------|--------------------|--|---------------------------|-------------------|----------------------|---------------------------|--------------------|
|  | Embarcadas<br>Loaded                         | Desembarcadas<br>Unloaded | Total<br>Total     | Embarcadas<br>Loaded                     | Desembarcadas<br>Unloaded | Total<br>Total    | Embarcadas<br>Loaded | Desembarcadas<br>Unloaded | Total<br>Total     |
| A Coruña                                   | 440.142                                      | 566.014                   | 1.006.157          | -  | -                         | -                 | 440.142              | 566.014                   | 1.006.157          |
| Alicante                                   | 120.768                                      | 51.385                    | 172.153            | 864.677                                  | 386.679                   | 1.251.356         | 985.445              | 438.063                   | 1.423.508          |
| Almería                                    | 586.070                                      | 500.029                   | 1.086.100          | 1.062                                    | 1.732                     | 2.794             | 587.132              | 501.761                   | 1.088.894          |
| Avilés                                     | 487.341                                      | 321.244                   | 808.585            | 519.879                                  | 243.973                   | 763.852           | 1.007.219            | 565.217                   | 1.572.436          |
| Bahía de Algeciras                         | 37.072.039                                   | 36.021.842                | 73.093.880         | 208.342                                  | 17.925                    | 226.267           | 37.280.381           | 36.039.767                | 73.320.147         |
| Bahía de Cádiz                             | 33.817                                       | 76.406                    | 110.223            | 589.073                                  | 439.845                   | 1.028.918         | 622.890              | 516.251                   | 1.139.141          |
| Baleares                                   | 4.795.198                                    | 8.961.382                 | 13.756.580         | -  | -                         | -                 | 4.795.198            | 8.961.382                 | 13.756.580         |
| Barcelona                                  | 25.584.757                                   | 20.169.720                | 45.754.477         | -  | 5                         | 5                 | 25.584.757           | 20.169.724                | 45.754.482         |
| Bilbao                                     | 5.168.536                                    | 4.673.524                 | 9.842.060          | 29.673                                   | 71.858                    | 101.531           | 5.198.209            | 4.745.382                 | 9.943.591          |
| Cartagena                                  | 629.149                                      | 626.340                   | 1.255.488          | -  | -                         | -                 | 629.149              | 626.340                   | 1.255.488          |
| Castellón                                  | 2.511.530                                    | 453.980                   | 2.965.510          | 3.435                                    | 28.937                    | 32.371            | 2.514.964            | 482.917                   | 2.997.881          |
| Ceuta                                      | 310.561                                      | 521.930                   | 832.491            | -  | -                         | -                 | 310.561              | 521.930                   | 832.491            |
| Ferrol-San Cibrao                          | 591.001                                      | 123.591                   | 714.592            | 41.609                                   | 6.437                     | 48.046            | 632.610              | 130.028                   | 762.638            |
| Gijón                                      | 1.297.938                                    | 589.217                   | 1.887.155          | -  | -                         | -                 | 1.297.938            | 589.217                   | 1.887.155          |
| Huelva                                     | 249.427                                      | 40.632                    | 290.058            | 660.601                                  | 194.701                   | 855.301           | 910.027              | 235.332                   | 1.145.359          |
| Las Palmas                                 | 7.084.159                                    | 8.560.885                 | 15.645.044         | 201                                      | -                         | 201               | 7.084.360            | 8.560.885                 | 15.645.245         |
| Málaga                                     | 404.829                                      | 130.921                   | 535.749            | 683.243                                  | 718.831                   | 1.402.074         | 1.088.072            | 849.752                   | 1.937.823          |
| Marín y Ría de Pontevedra                  | 443.486                                      | 692.305                   | 1.135.791          | 396.388                                  | 17.796                    | 414.184           | 839.874              | 710.101                   | 1.549.975          |
| Melilla                                    | 219.814                                      | 556.027                   | 775.840            | -  | -                         | -                 | 219.814              | 556.027                   | 775.840            |
| Motril                                     | 82.069                                       | 28.048                    | 110.117            | 338.896                                  | 345.122                   | 684.018           | 420.965              | 373.170                   | 794.135            |
| Pasaia                                     | 1.224.016                                    | 942.586                   | 2.166.602          | -  | -                         | -                 | 1.224.016            | 942.586                   | 2.166.602          |
| Sta. C. de Tenerife                        | 2.932.026                                    | 4.274.980                 | 7.207.006          | -  | -                         | -                 | 2.932.026            | 4.274.980                 | 7.207.006          |
| Santander                                  | 1.337.979                                    | 1.131.163                 | 2.469.142          | 117.645                                  | -                         | 117.645           | 1.455.624            | 1.131.163                 | 2.586.787          |
| Sevilla                                    | 293.571                                      | 23.696                    | 317.267            | 982.986                                  | 468.852                   | 1.451.837         | 1.276.557            | 492.548                   | 1.769.104          |
| Tarragona                                  | 131.558                                      | 576.890                   | 708.448            | 341.905                                  | 728.345                   | 1.070.250         | 473.463              | 1.305.235                 | 1.778.698          |
| Valencia                                   | 33.223.736                                   | 25.582.057                | 58.805.793         | 8.614.319                                | 7.997.496                 | 16.611.815        | 41.838.055           | 33.579.553                | 75.417.608         |
| Vigo                                       | 2.065.220                                    | 1.670.343                 | 3.735.563          | 212                                      | 84.221                    | 84.433            | 2.065.432            | 1.754.564                 | 3.819.996          |
| Vilagarcía                                 | 402.267                                      | 250.635                   | 652.903            | -  | -                         | -                 | 402.267              | 250.635                   | 652.903            |
| <b>TOTAL</b>                               | <b>129.723.002</b>                           | <b>118.117.771</b>        | <b>247.840.773</b> | <b>14.394.145</b>                        | <b>11.752.752</b>         | <b>26.146.897</b> | <b>144.117.147</b>   | <b>129.870.523</b>        | <b>273.987.670</b> |

\* Incluye tránsito. No incluye transbordo, pesca, avituallamiento ni tráfico interior.  
Transit included. Transshipment, fish captures, supplies and local traffic not included.



PORT TRAFFIC > Goods traffic > Cabotage and foreign traffic goods (tonnes) > Total cabotage and foreign goods

### 3. Port traffic

#### 3.1. Goods traffic

3.1.1. State-Owned Port System traffic general summary

3.1.2. Total port traffic (tonnes)

3.1.3. Other data of traffic (number)

3.1.4. Total traffic by type of operation and navigation (tonnes)

3.1.5. Total traffic by type of operation (tonnes)

3.1.6. Total traffic by type of navigation (tonnes)

3.1.7. Cabotage traffic goods (tonnes)

3.1.8. Foreign traffic goods (tonnes)

3.1.9. Cabotage and foreign traffic goods (tonnes)

3.1.9.1. Liquid bulk

3.1.9.2. Solid bulk

3.1.9.3. General cargo

3.1.9.4. Total cabotage and foreign goods

3.1.9.5. Break bulk by type of navigation

3.1.9.6. General cargo in containers by type of navigation

3.1.10. Fish captures. Tonnes and value

3.1.11. Supplies and local traffic (tonnes)

3.1.12. World areas of origin and destination of goods (tonnes)

3.1.13. Goods by country (tonnes)

3.1.14. Categories of goods classification (tonnes)

3.1.15. Transhipped goods (tonnes)

3.1.16. Classification of goods by transport facilities used when entering or leaving the port (tonnes)

3.1.17. Foreign and cabotage trade (tonnes)

#### 3.2. Containers traffic

#### 3.3. Ships traffic

#### 3.4. Sea passengers and automobiles in transport regime

#### 3.5. Statistic breakdown of Ports Authorities

### 3.1.9.4. Total mercancías en cabotaje y exterior (toneladas)

Total domestic and foreign goods (tonnes)

| Autoridades Portuarias<br>Port Authorities | MUELLES DEL SERVICIO<br>PORT AUTHORITY QUAYS |                           |                    | MUELLES DE PARTICULARES<br>PRIVATE QUAYS |                           |                    | TOTAL<br>TOTAL       |                           |                    |
|--|--|---------------------------|--------------------|--|---------------------------|--------------------|----------------------|---------------------------|--------------------|
|  | Embarcadas<br>Loaded                         | Desembarcadas<br>Unloaded | Total<br>Total     | Embarcadas<br>Loaded                     | Desembarcadas<br>Unloaded | Total<br>Total     | Embarcadas<br>Loaded | Desembarcadas<br>Unloaded | Total<br>Total     |
| A Coruña                                   | 3.695.879                                    | 9.755.175                 | 13.451.055         | -  | -                         | -                  | 3.695.879            | 9.755.175                 | 13.451.055         |
| Alicante                                   | 1.241.203                                    | 220.734                   | 1.461.937          | 864.677                                  | 569.539                   | 1.434.216          | 2.105.880            | 790.273                   | 2.896.153          |
| Almería                                    | 1.038.016                                    | 926.845                   | 1.964.861          | 2.503.196                                | 1.089.473                 | 3.592.669          | 3.541.213            | 2.016.318                 | 5.557.531          |
| Avilés                                     | 1.674.888                                    | 2.491.062                 | 4.165.950          | 524.399                                  | 397.392                   | 921.791            | 2.199.287            | 2.888.454                 | 5.087.740          |
| Bahía de Algeciras                         | 37.230.505                                   | 36.264.982                | 73.495.487         | 11.603.981                               | 19.770.718                | 31.374.699         | 48.834.486           | 56.035.700                | 104.870.186        |
| Bahía de Cádiz                             | 1.434.205                                    | 1.736.619                 | 3.170.824          | 603.113                                  | 556.090                   | 1.159.203          | 2.037.318            | 2.292.709                 | 4.330.027          |
| Baleares                                   | 4.836.157                                    | 10.607.496                | 15.443.653         | 14.340                                   | 1.065.698                 | 1.080.038          | 4.850.497            | 11.673.194                | 16.523.691         |
| Barcelona                                  | 30.479.918                                   | 31.366.600                | 61.846.518         | 12.657                                   | 4.098.909                 | 4.111.566          | 30.492.575           | 35.465.510                | 65.958.084         |
| Bilbao                                     | 8.791.800                                    | 8.195.964                 | 16.987.764         | 3.591.577                                | 14.866.948                | 18.458.525         | 12.383.378           | 23.062.912                | 35.446.290         |
| Cartagena                                  | 8.898.369                                    | 25.068.026                | 33.966.395         | -  | -                         | -                  | 8.898.369            | 25.068.026                | 33.966.395         |
| Castellón                                  | 3.008.890                                    | 2.820.785                 | 5.829.675          | 4.206.342                                | 10.661.194                | 14.867.536         | 7.215.232            | 13.481.979                | 20.697.211         |
| Ceuta                                      | 341.054                                      | 1.388.322                 | 1.729.377          | -  | -                         | -                  | 341.054              | 1.388.322                 | 1.729.377          |
| Ferrol-San Cibrao                          | 784.861                                      | 2.797.900                 | 3.582.761          | 1.651.746                                | 5.935.062                 | 7.586.807          | 2.436.607            | 8.732.962                 | 11.169.568         |
| Gijón                                      | 4.271.117                                    | 13.099.811                | 17.370.929         | -  | -                         | -                  | 4.271.117            | 13.099.811                | 17.370.929         |
| Huelva                                     | 5.348.607                                    | 3.581.580                 | 8.930.187          | 7.000.930                                | 17.645.640                | 24.646.569         | 12.349.537           | 21.227.220                | 33.576.756         |
| Las Palmas                                 | 8.803.864                                    | 14.815.903                | 23.619.767         | 102.077                                  | 446.978                   | 549.055            | 8.905.941            | 15.262.881                | 24.168.822         |
| Málaga                                     | 1.155.559                                    | 726.638                   | 1.882.196          | 683.243                                  | 916.930                   | 1.600.173          | 1.838.802            | 1.643.568                 | 3.482.369          |
| Marín y Ría de Pontevedra                  | 459.201                                      | 1.565.102                 | 2.024.302          | 396.388                                  | 17.796                    | 414.184            | 855.589              | 1.582.898                 | 2.438.486          |
| Melilla                                    | 219.814                                      | 639.062                   | 858.875            | -  | -                         | -                  | 219.814              | 639.062                   | 858.875            |
| Motril                                     | 359.940                                      | 1.327.767                 | 1.687.707          | 546.325                                  | 502.813                   | 1.049.138          | 906.264              | 1.830.580                 | 2.736.844          |
| Pasaia                                     | 1.368.040                                    | 1.829.883                 | 3.197.923          | -  | -                         | -                  | 1.368.040            | 1.829.883                 | 3.197.923          |
| Sta. C. de Tenerife                        | 3.477.435                                    | 6.318.190                 | 9.795.625          | 826.979                                  | 1.776.543                 | 2.603.521          | 4.304.414            | 8.094.733                 | 12.399.146         |
| Santander                                  | 2.063.220                                    | 3.384.198                 | 5.447.418          | 717.341                                  | 392.169                   | 1.109.510          | 2.780.561            | 3.776.367                 | 6.556.928          |
| Sevilla                                    | 723.068                                      | 1.220.653                 | 1.943.721          | 1.144.447                                | 1.268.298                 | 2.412.744          | 1.867.515            | 2.488.951                 | 4.356.465          |
| Tarragona                                  | 1.882.031                                    | 6.374.639                 | 8.256.671          | 5.398.294                                | 18.945.488                | 24.343.782         | 7.280.325            | 25.320.127                | 32.600.452         |
| Valencia                                   | 33.901.345                                   | 27.502.539                | 61.403.884         | 8.893.305                                | 10.430.550                | 19.323.855         | 42.794.650           | 37.933.089                | 80.727.739         |
| Vigo                                       | 2.065.220                                    | 2.014.891                 | 4.080.111          | 212                                      | 84.221                    | 84.433             | 2.065.432            | 2.099.112                 | 4.164.544          |
| Vilagarcía                                 | 517.299                                      | 798.119                   | 1.315.419          | -  | -                         | -                  | 517.299              | 798.119                   | 1.315.419          |
| <b>TOTAL</b>                               | <b>170.071.507</b>                           | <b>218.839.486</b>        | <b>388.910.992</b> | <b>51.285.567</b>                        | <b>111.438.447</b>        | <b>162.724.014</b> | <b>221.357.073</b>   | <b>330.277.933</b>        | <b>551.635.006</b> |

\* Incluye tránsito. No incluye transbordo, pesca, avituallamiento ni tráfico interior.  
Transit included. Transshipment, fish captures, supplies and local traffic not included.



PORT TRAFFIC > Goods traffic > Cabotage and foreign traffic goods (tonnes) > Break bulk by type of navigation

### 3. Port traffic

#### 3.1. Goods traffic

3.1.1. State-Owned Port System traffic general summary

3.1.2. Total port traffic (tonnes)

3.1.3. Other data of traffic (number)

3.1.4. Total traffic by type of operation and navigation (tonnes)

3.1.5. Total traffic by type of operation (tonnes)

3.1.6. Total traffic by type of navigation (tonnes)

3.1.7. Cabotage traffic goods (tonnes)

3.1.8. Foreign traffic goods (tonnes)

3.1.9. Cabotage and foreign traffic goods (tonnes)

3.1.9.1. Liquid bulk

3.1.9.2. Solid bulk

3.1.9.3. General cargo

3.1.9.4. Total cabotage and foreign goods

3.1.9.5. Break bulk by type of navigation

3.1.9.6. General cargo in containers by type of navigation

3.1.10. Fish captures. Tonnes and value

3.1.11. Supplies and local traffic (tonnes)

3.1.12. World areas of origin and destination of goods (tonnes)

3.1.13. Goods by country (tonnes)

3.1.14. Categories of goods classification (tonnes)

3.1.15. Transhipped goods (tonnes)

3.1.16. Classification of goods by transport facilities used when entering or leaving the port (tonnes)

3.1.17. Foreign and cabotage trade (tonnes)

#### 3.2. Containers traffic

#### 3.3. Ships traffic

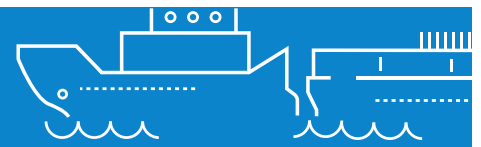
3.4. Sea passengers and automobiles in transport regime

3.5. Statistic breakdown of Ports Authorities

### 3.1.9.5. Mercancía general convencional por tipo de navegación (toneladas) Break bulk by the type of navigation (tonnes)

| Autoridades Portuarias<br>Port Authorities | CABOTAJE<br>CABOTAGE |                           |                   | EXTERIOR<br>FOREIGN  |                           |                   | TOTAL<br>TOTAL       |                           |                   |
|--|----------------------|---------------------------|-------------------|----------------------|---------------------------|-------------------|----------------------|---------------------------|-------------------|
|  | Embarcadas<br>Loaded | Desembarcadas<br>Unloaded | Total<br>Total    | Embarcadas<br>Loaded | Desembarcadas<br>Unloaded | Total<br>Total    | Embarcadas<br>Loaded | Desembarcadas<br>Unloaded | Total<br>Total    |
| A Coruña                                   | 12.045               | 147                       | 12.193            | 428.097              | 565.832                   | 993.929           | 440.142              | 565.979                   | 1.006.122         |
| Alicante                                   | 32                   | 4.597                     | 4.629             | 126.811              | 54.240                    | 181.051           | 126.843              | 58.837                    | 185.680           |
| Almería                                    | 103.289              | 46.525                    | 149.815           | 322.895              | 230.490                   | 553.385           | 426.184              | 277.015                   | 703.200           |
| Avilés                                     | 81.072               | 350                       | 81.422            | 926.145              | 564.867                   | 1.491.012         | 1.007.217            | 565.217                   | 1.572.434         |
| Bahía de Algeciras                         | 441.726              | 277.126                   | 718.852           | 4.122.445            | 4.206.541                 | 8.328.986         | 4.564.171            | 4.483.667                 | 9.047.839         |
| Bahía de Cádiz                             | 297.758              | 346.238                   | 643.996           | 35.474               | 104.026                   | 139.500           | 333.232              | 450.264                   | 783.496           |
| Baleares                                   | 4.614.285            | 8.641.454                 | 13.255.740        | 24.682               | 17.156                    | 41.838            | 4.638.967            | 8.658.610                 | 13.297.578        |
| Barcelona                                  | 3.649.662            | 1.941.034                 | 5.590.696         | 3.261.009            | 2.720.037                 | 5.981.046         | 6.910.670            | 4.661.071                 | 11.571.742        |
| Bilbao                                     | 19.992               | 195                       | 20.187            | 1.137.317            | 2.068.520                 | 3.205.836         | 1.157.309            | 2.068.715                 | 3.226.023         |
| Cartagena                                  | 137                  | 3.019                     | 3.155             | 196.957              | 166.189                   | 363.146           | 197.094              | 169.208                   | 366.301           |
| Castellón                                  | -                    | 5.155                     | 5.155             | 131.974              | 97.717                    | 229.690           | 131.974              | 102.872                   | 234.845           |
| Ceuta                                      | 246.527              | 442.539                   | 689.066           | 1.503                | 26.959                    | 28.462            | 248.030              | 469.498                   | 717.528           |
| Ferrol-San Cibrao                          | 30.942               | 3.862                     | 34.804            | 540.975              | 91.454                    | 632.429           | 571.917              | 95.316                    | 667.233           |
| Gijón                                      | 9.997                | -                         | 9.997             | 667.233              | 206.501                   | 873.734           | 677.230              | 206.501                   | 883.731           |
| Huelva                                     | 301.146              | 115.096                   | 416.242           | 126.966              | 12.372                    | 139.338           | 428.112              | 127.468                   | 555.580           |
| Las Palmas                                 | 1.972.968            | 2.123.006                 | 4.095.973         | 493.686              | 71.951                    | 565.637           | 2.466.654            | 2.194.957                 | 4.661.610         |
| Málaga                                     | 260.645              | 126.489                   | 387.134           | 26.071               | 92.647                    | 118.718           | 286.716              | 219.136                   | 505.852           |
| Marín y Ría de Pontevedra                  | -                    | 25.258                    | 25.258            | 435.856              | 214.950                   | 650.806           | 435.856              | 240.208                   | 676.064           |
| Melilla                                    | 192.749              | 442.277                   | 635.026           | 136                  | 2.328                     | 2.463             | 192.885              | 444.605                   | 637.489           |
| Motril                                     | 109.080              | 37.316                    | 146.396           | 308.973              | 333.935                   | 642.908           | 418.053              | 371.251                   | 789.304           |
| Pasaia                                     | -                    | 51.108                    | 51.108            | 1.224.016            | 891.478                   | 2.115.494         | 1.224.016            | 942.586                   | 2.166.602         |
| Sta. C. de Tenerife                        | 1.890.696            | 1.956.554                 | 3.847.250         | 24.556               | 23.648                    | 48.204            | 1.915.252            | 1.980.202                 | 3.895.454         |
| Santander                                  | 20.189               | 4                         | 20.193            | 1.345.178            | 1.042.779                 | 2.387.957         | 1.365.367            | 1.042.783                 | 2.408.150         |
| Sevilla                                    | 119.318              | 72.406                    | 191.724           | 435.701              | 152.911                   | 588.611           | 555.019              | 225.317                   | 780.335           |
| Tarragona                                  | 14.765               | 10.131                    | 24.896            | 227.027              | 1.072.386                 | 1.299.413         | 241.792              | 1.082.517                 | 1.324.309         |
| Valencia                                   | 4.274.254            | 2.150.502                 | 6.424.756         | 3.931.236            | 4.229.878                 | 8.161.114         | 8.205.490            | 6.380.380                 | 14.585.870        |
| Vigo                                       | 62.912               | 46.067                    | 108.979           | 656.295              | 395.120                   | 1.051.415         | 719.207              | 441.187                   | 1.160.394         |
| Vilagarcía                                 | 9                    | 6.102                     | 6.111             | 147.685              | 158.128                   | 305.814           | 147.694              | 164.230                   | 311.925           |
| <b>TOTAL</b>                               | <b>18.726.195</b>    | <b>18.874.558</b>         | <b>37.600.753</b> | <b>21.306.898</b>    | <b>19.815.039</b>         | <b>41.121.937</b> | <b>40.033.093</b>    | <b>38.689.597</b>         | <b>78.722.689</b> |

\* Incluye tránsito, transbordo y taras de contenedores. No incluye pesca, avituallamiento ni tráfico interior.  
Transit and container tares included. Transshipment, fish captures, supplies and local traffic not included.



PORT TRAFFIC > Goods traffic > Cabotage and foreign traffic goods (tonnes) > General cargo in containers by type of navigation

3. Port traffic

3.1. Goods traffic

3.1.1. State-Owned Port System traffic general summary

3.1.2. Total port traffic (tonnes)

3.1.3. Other data of traffic (number)

3.1.4. Total traffic by type of operation and navigation (tonnes)

3.1.5. Total traffic by type of operation (tonnes)

3.1.6. Total traffic by type of navigation (tonnes)

3.1.7. Cabotage traffic goods (tonnes)

3.1.8. Foreign traffic goods (tonnes)

3.1.9. Cabotage and foreign traffic goods (tonnes)

3.1.9.1. Liquid bulk

3.1.9.2. Solid bulk

3.1.9.3. General cargo

3.1.9.4. Total cabotage and foreign goods

3.1.9.5. Break bulk by type of navigation

3.1.9.6. General cargo in containers by type of navigation

3.1.9.6.1. Tonnes in containers filled and empty

3.1.10. Fish captures. Tonnes and value

3.1.11. Supplies and local traffic (tonnes)

3.1.12. World areas of origin and destination of goods (tonnes)

3.1.13. Goods by country (tonnes)

3.1.14. Categories of goods classification (tonnes)

3.1.15. Transhipped goods (tonnes)

3.1.16. Classification of goods by transport facilities used when entering or leaving the port (tonnes)

3.1.17. Foreign and cabotage trade (tonnes)

3.2. Containers traffic

3.3. Ships traffic

3.4. Sea passengers and automobiles in transport regime

3.5. Statistic breakdown of Ports Authorities

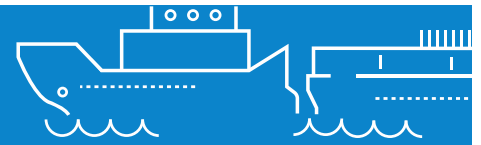
3.1.9.6. Mercancía general en contenedores por tipo de navegación (toneladas)

General cargo in containers by type of navigation (tonnes)

| Autoridades Portuarias<br>Port Authorities | CABOTAJE<br>CABOTAGE |                           |                   | EXTERIOR<br>FOREIGN  |                           |                    | TOTAL<br>TOTAL       |                           |                    |
|--|----------------------|---------------------------|-------------------|----------------------|---------------------------|--------------------|----------------------|---------------------------|--------------------|
|  | Embarcadas<br>Loaded | Desembarcadas<br>Unloaded | Total<br>Total    | Embarcadas<br>Loaded | Desembarcadas<br>Unloaded | Total<br>Total     | Embarcadas<br>Loaded | Desembarcadas<br>Unloaded | Total<br>Total     |
| A Coruña                                   | -                    | -                         | -                 | -                    | 35                        | 35                 | -                    | 35                        | 35                 |
| Alicante                                   | 790.751              | 286.185                   | 1.076.936         | 67.851               | 93.041                    | 160.892            | 858.602              | 379.226                   | 1.237.828          |
| Almería                                    | 5.846                | 1.115                     | 6.961             | 155.102              | 223.631                   | 378.733            | 160.948              | 224.746                   | 385.694            |
| Avilés                                     | -                    | -                         | -                 | 2                    | -                         | 2                  | 2                    | -                         | 2                  |
| Bahía de Algeciras                         | 1.644.206            | 1.751.479                 | 3.395.685         | 31.072.004           | 29.815.620                | 60.887.623         | 32.716.210           | 31.567.099                | 64.283.309         |
| Bahía de Cádiz                             | 206.945              | 64.820                    | 271.765           | 82.713               | 13.372                    | 96.085             | 289.658              | 78.192                    | 367.850            |
| Baleares                                   | 156.003              | 302.185                   | 458.187           | 228                  | 587                       | 815                | 156.231              | 302.772                   | 459.002            |
| Barcelona                                  | 1.087.262            | 440.408                   | 1.527.670         | 17.586.825           | 15.068.245                | 32.655.070         | 18.674.087           | 15.508.653                | 34.182.740         |
| Bilbao                                     | 275.431              | 145.892                   | 421.323           | 3.765.469            | 2.530.775                 | 6.296.245          | 4.040.900            | 2.676.667                 | 6.717.568          |
| Cartagena                                  | 39.680               | 5.409                     | 45.089            | 392.375              | 451.723                   | 844.098            | 432.055              | 457.132                   | 889.187            |
| Castellón                                  | 996                  | 5.810                     | 6.807             | 2.381.994            | 374.235                   | 2.756.229          | 2.382.990            | 380.045                   | 2.763.036          |
| Ceuta                                      | 61.900               | 25.999                    | 87.899            | 631                  | 26.443                    | 27.074             | 62.531               | 52.442                    | 114.973            |
| Ferrol-San Cibrao                          | 718                  | 527                       | 1.245             | 59.975               | 34.185                    | 94.160             | 60.693               | 34.712                    | 95.405             |
| Gijón                                      | 22.932               | 35.048                    | 57.980            | 597.776              | 347.669                   | 945.444            | 620.708              | 382.717                   | 1.003.424          |
| Huelva                                     | 312.029              | 97.358                    | 409.387           | 169.886              | 10.506                    | 180.392            | 481.915              | 107.864                   | 589.779            |
| Las Palmas                                 | 1.204.020            | 2.720.470                 | 3.924.491         | 3.413.686            | 3.646.016                 | 7.059.702          | 4.617.706            | 6.366.486                 | 10.984.193         |
| Málaga                                     | 80.612               | 17.956                    | 98.568            | 720.744              | 612.660                   | 1.333.403          | 801.356              | 630.616                   | 1.431.971          |
| Marín y Ria de Pontevedra                  | 10.851               | 17.115                    | 27.966            | 393.167              | 452.778                   | 845.945            | 404.018              | 469.893                   | 873.911            |
| Melilla                                    | 24.021               | 63.681                    | 87.702            | 2.908                | 47.741                    | 50.649             | 26.929               | 111.422                   | 138.351            |
| Motril                                     | -                    | -                         | -                 | 2.912                | 2.076                     | 4.988              | 2.912                | 2.076                     | 4.988              |
| Pasaia                                     | -                    | -                         | -                 | -                    | -                         | -                  | -                    | -                         | -                  |
| Sta. C. de Tenerife                        | 908.777              | 1.850.105                 | 2.758.882         | 107.997              | 445.388                   | 553.385            | 1.016.774            | 2.295.493                 | 3.312.267          |
| Santander                                  | -                    | -                         | -                 | 90.257               | 88.380                    | 178.637            | 90.257               | 88.380                    | 178.637            |
| Sevilla                                    | 708.777              | 233.932                   | 942.709           | 12.761               | 33.299                    | 46.060             | 721.538              | 267.231                   | 988.769            |
| Tarragona                                  | 36.810               | 13.645                    | 50.455            | 194.861              | 209.073                   | 403.934            | 231.671              | 222.718                   | 454.389            |
| Valencia                                   | 2.179.039            | 1.220.551                 | 3.399.590         | 31.453.526           | 25.978.622                | 57.432.148         | 33.632.565           | 27.199.173                | 60.831.738         |
| Vigo                                       | 47.138               | 18.630                    | 65.768            | 1.299.087            | 1.294.747                 | 2.593.834          | 1.346.225            | 1.313.377                 | 2.659.602          |
| Vilagarcía                                 | 245.360              | 75.194                    | 320.554           | 9.213                | 11.211                    | 20.424             | 254.573              | 86.405                    | 340.978            |
| <b>TOTAL</b>                               | <b>10.050.105</b>    | <b>9.393.514</b>          | <b>19.443.620</b> | <b>94.033.949</b>    | <b>81.812.058</b>         | <b>175.846.007</b> | <b>104.084.054</b>   | <b>91.205.572</b>         | <b>195.289.626</b> |

\* Incluye tránsito y taras de contenedores. No incluye transbordo, pesca, avituallamiento ni tráfico interior.  
Transit and container tares included. Transshipment, fish captures, supplies and local traffic not included.





PORT TRAFFIC > Goods traffic > Cabotage and foreign traffic goods (tonnes) > General cargo in containers by type of navigation > Tonnes in containers filled and empty

**3. Port traffic**

**3.1. Goods traffic**

3.1.1. State-Owned Port System traffic general summary

3.1.2. Total port traffic (tonnes)

3.1.3. Other data of traffic (number)

3.1.4. Total traffic by type of operation and navigation (tonnes)

3.1.5. Total traffic by type of operation (tonnes)

3.1.6. Total traffic by type of navigation (tonnes)

3.1.7. Cabotage traffic goods (tonnes)

3.1.8. Foreign traffic goods (tonnes)

**3.1.9. Cabotage and foreign traffic goods (tonnes)**

3.1.9.1. Liquid bulk

3.1.9.2. Solid bulk

3.1.9.3. General cargo

3.1.9.4. Total cabotage and foreign goods

3.1.9.5. Break bulk by type of navigation

**3.1.9.6. General cargo in containers by type of navigation**

**3.1.9.6.1. Tonnes in containers filled and empty**

3.1.10. Fish captures. Tonnes and value

3.1.11. Supplies and local traffic (tonnes)

3.1.12. World areas of origin and destination of goods (tonnes)

3.1.13. Goods by country (tonnes)

3.1.14. Categories of goods classification (tonnes)

3.1.15. Transhipped goods (tonnes)

3.1.16. Classification of goods by transport facilities used when entering or leaving the port (tonnes)

3.1.17. Foreign and cabotage trade (tonnes)

**3.2. Containers traffic**

**3.3. Ships traffic**

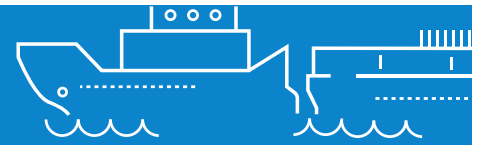
**3.4. Sea passengers and automobiles in transport regime**

**3.5. Statistic breakdown of Ports Authorities**

**3.1.9.6.1. Toneladas en contenedores con carga y vacíos**  
*Tonnes in containers filled and empty*

| Autoridades Portuarias<br><i>Port Authorities</i> | EMBARCADOS<br><i>LOADED</i> |                        |                       | DESEMBARCADOS<br><i>UNLOADED</i> |                        |                       | TOTAL<br><i>TOTAL</i>      |                        |                       |
|---|-----------------------------|------------------------|-----------------------|----------------------------------|------------------------|-----------------------|----------------------------|------------------------|-----------------------|
|   | Con carga<br><i>Filled</i>  | Vacios<br><i>Empty</i> | Total<br><i>Total</i> | Con carga<br><i>Filled</i>       | Vacios<br><i>Empty</i> | Total<br><i>Total</i> | Con carga<br><i>Filled</i> | Vacios<br><i>Empty</i> | Total<br><i>Total</i> |
| A Coruña  | -                           | -                      | -                     | 33                               | 2                      | 35                    | 33                         | 2                      | 35                    |
| Alicante  | 838.917                     | 19.685                 | 858.602               | 248.451                          | 130.775                | 379.226               | 1.087.368                  | 150.460                | 1.237.828             |
| Almería   | 156.335                     | 4.613                  | 160.948               | 219.410                          | 5.336                  | 224.746               | 375.745                    | 9.949                  | 385.694               |
| Avilés  | 2                           | -                      | 2                     | -                                | -                      | -                     | 2                          | -                      | 2                     |
| Bahía de Algeciras                                | 31.951.474                  | 764.736                | 32.716.210            | 30.690.727                       | 876.372                | 31.567.099            | 62.642.201                 | 1.641.108              | 64.283.309            |
| Bahía de Cádiz                                    | 287.734                     | 1.924                  | 289.658               | 24.211                           | 53.981                 | 78.192                | 311.945                    | 55.905                 | 367.850               |
| Baleares  | 72.221                      | 84.010                 | 156.231               | 300.669                          | 2.102                  | 302.771               | 372.890                    | 86.112                 | 459.002               |
| Barcelona   | 18.087.720                  | 586.367                | 18.674.087            | 14.514.975                       | 993.678                | 15.508.653            | 32.602.695                 | 1.580.045              | 34.182.740            |
| Bilbao  | 4.021.028                   | 19.872                 | 4.040.900             | 2.383.366                        | 293.302                | 2.676.668             | 6.404.394                  | 313.174                | 6.717.568             |
| Cartagena   | 409.715                     | 22.340                 | 432.055               | 439.723                          | 17.409                 | 457.132               | 849.438                    | 39.749                 | 889.187               |
| Castellón   | 2.374.275                   | 8.715                  | 2.382.990             | 190.977                          | 189.069                | 380.046               | 2.565.252                  | 197.784                | 2.763.036             |
| Ceuta   | 57.398                      | 5.133                  | 62.531                | 40.432                           | 12.010                 | 52.442                | 97.830                     | 17.143                 | 114.973               |
| Ferrol-San Cibrao                                 | 60.226                      | 467                    | 60.693                | 30.289                           | 4.424                  | 34.712                | 90.515                     | 4.891                  | 95.405                |
| Gijón   | 615.893                     | 4.815                  | 620.708               | 343.066                          | 39.650                 | 382.716               | 958.959                    | 44.465                 | 1.003.424             |
| Huelva  | 481.551                     | 364                    | 481.915               | 45.455                           | 62.409                 | 107.864               | 527.006                    | 62.773                 | 589.779               |
| Las Palmas  | 4.063.191                   | 554.515                | 4.617.706             | 6.207.929                        | 158.558                | 6.366.487             | 10.271.120                 | 713.073                | 10.984.193            |
| Málaga  | 671.912                     | 129.443                | 801.355               | 484.613                          | 146.002                | 630.616               | 1.156.525                  | 275.445                | 1.431.971             |
| Marín y Ría de Pontevedra                         | 378.530                     | 25.488                 | 404.018               | 463.033                          | 6.860                  | 469.893               | 841.563                    | 32.348                 | 873.911               |
| Melilla   | 10.205                      | 16.724                 | 26.929                | 111.360                          | 62                     | 111.422               | 121.565                    | 16.786                 | 138.351               |
| Motril  | 2.837                       | 75                     | 2.912                 | 1.746                            | 330                    | 2.076                 | 4.583                      | 405                    | 4.988                 |
| Pasaia  | -                           | -                      | -                     | -                                | -                      | -                     | -                          | -                      | -                     |
| Sta. C. de Tenerife                               | 687.877                     | 328.897                | 1.016.774             | 2.270.102                        | 25.391                 | 2.295.493             | 2.957.979                  | 354.288                | 3.312.267             |
| Santander   | 88.780                      | 1.477                  | 90.257                | 87.787                           | 593                    | 88.380                | 176.567                    | 2.070                  | 178.637               |
| Sevilla   | 718.193                     | 3.345                  | 721.538               | 131.896                          | 135.334                | 267.231               | 850.089                    | 138.679                | 988.769               |
| Tarragona   | 220.419                     | 11.252                 | 231.671               | 198.867                          | 23.851                 | 222.718               | 419.286                    | 35.103                 | 454.389               |
| Valencia  | 32.470.410                  | 1.162.155              | 33.632.565            | 25.638.580                       | 1.560.593              | 27.199.173            | 58.108.990                 | 2.722.748              | 60.831.738            |
| Vigo  | 1.309.474                   | 36.751                 | 1.346.225             | 1.264.975                        | 48.402                 | 1.313.377             | 2.574.449                  | 85.153                 | 2.659.602             |
| Vilagarcía  | 252.963                     | 1.609                  | 254.573               | 51.895                           | 34.510                 | 86.405                | 304.858                    | 36.119                 | 340.978               |
| <b>TOTAL</b>                                      | <b>100.289.281</b>          | <b>3.794.773</b>       | <b>104.084.053</b>    | <b>86.384.568</b>                | <b>4.821.005</b>       | <b>91.205.573</b>     | <b>186.673.849</b>         | <b>8.615.778</b>       | <b>195.289.626</b>    |

\* Incluye tránsito y taras de contenedores. No incluye transbordo, pesca, avituallamiento ni tráfico interior.  
*Transit and container tares included. Transshipment, fish captures, supplies and local traffic not included.*



PORT TRAFFIC > Goods traffic > Fish captures. Tonnes and value

**3. Port traffic**

**3.1. Goods traffic**

3.1.1. State-Owned Port System traffic general summary

3.1.2. Total port traffic (tonnes)

3.1.3. Other data of traffic (number)

3.1.4. Total traffic by type of operation and navigation (tonnes)

3.1.5. Total traffic by type of operation (tonnes)

3.1.6. Total traffic by type of navigation (tonnes)

3.1.7. Cabotage traffic goods (tonnes)

3.1.8. Foreign traffic goods (tonnes)

3.1.9. Cabotage and foreign traffic goods (tonnes)

**3.1.10. Fish captures. Tonnes and value**

3.1.11. Supplies and local traffic (tonnes)

3.1.12. World areas of origin and destination of goods (tonnes)

3.1.13. Goods by country (tonnes)

3.1.14. Categories of goods classification (tonnes)

3.1.15. Transhipped goods (tonnes)

3.1.16. Classification of goods by transport facilities used when entering or leaving the port (tonnes)

3.1.17. Foreign and cabotage trade (tonnes)

**3.2. Containers traffic**

**3.3. Ships traffic**

**3.4. Sea passengers and automobiles in transport regime**

**3.5. Statistic breakdown of Ports Authorities**

**3.1.10. Pesca capturada. Toneladas y valor en primera venta**  
*Fish captures. Tonnes and value*

| Autoridades Portuarias<br>Port Authorities | PESCA FRESCA<br>FRESH FISH |                          |                |                | Valor 1ª venta (euros)<br>Value (euros) |
|--|----------------------------|--------------------------|----------------|----------------|---|
|  | Moluscos<br>Shell          | Crustáceos<br>Crustacean | Peces<br>Fish  | TOTAL<br>TOTAL |   |
| A Coruña                                   | 893                        | 409                      | 34.622         | 35.924         | 77.579.898                              |
| Alicante                                   | 1                          | -                        | 866            | 867            | 1.905.436                               |
| Almería                                    | 197                        | 229                      | 3.738          | 4.164          | 11.875.260                              |
| Avilés                                     | 140                        | 31                       | 12.325         | 12.495         | 38.377.071                              |
| Bahía de Algeciras                         | -                          | -                        | 937            | 937            | 4.998.008                               |
| Bahía de Cádiz                             | 1.421                      | 363                      | 14.135         | 15.919         | 45.792.212                              |
| Baleares                                   | 282                        | 283                      | 2.021          | 2.586          | 17.411.097                              |
| Barcelona                                  | 33                         | 95                       | 3.447          | 3.575          | 8.858.420                               |
| Bilbao                                     | -                          | -                        | -              | -              | -                                       |
| Cartagena                                  | 41                         | 38                       | 512            | 592            | 3.343.676                               |
| Castellón                                  | 272                        | 18                       | 3.320          | 3.611          | 10.488.099                              |
| Ceuta                                      | -                          | -                        | 33             | 33             | 54.543                                  |
| Ferrol-San Cibrao                          | 125                        | 12                       | 10             | 147            | 1.259.404                               |
| Gijón                                      | 54                         | 9                        | 4.804          | 4.867          | 21.046.609                              |
| Huelva                                     | 69                         | 53                       | 86             | 208            | 1.268.372                               |
| Las Palmas                                 | 1                          | -                        | 1.392          | 1.393          | 1.851.224                               |
| Málaga                                     | 59                         | 14                       | 598            | 671            | 1.817.671                               |
| Marín y Ría de Pontevedra                  | -                          | -                        | 1.725          | 1.725          | 5.785.069                               |
| Melilla                                    | -                          | -                        | -              | -              | -                                       |
| Motril                                     | 57                         | 95                       | 791            | 944            | 3.203.809                               |
| Pasaia                                     | -                          | -                        | 21.889         | 21.889         | 87.050.703                              |
| Sta. C. de Tenerife                        | 28                         | 6                        | 5.110          | 5.144          | 4.544.820                               |
| Santander                                  | -                          | -                        | 3.472          | 3.472          | 8.192.186                               |
| Sevilla                                    | -                          | -                        | -              | -              | -                                       |
| Tarragona                                  | 3                          | 155                      | 2.776          | 2.933          | 10.734.165                              |
| Valencia                                   | 300                        | 39                       | 1.155          | 1.495          | 6.110.957                               |
| Vigo                                       | 40.129                     | 523                      | 39.152         | 79.803         | 183.323.207                             |
| Vilagarcía                                 | -                          | -                        | -              | -              | -                                       |
| <b>TOTAL</b>                               | <b>44.106</b>              | <b>2.373</b>             | <b>158.916</b> | <b>205.394</b> | <b>556.871.915</b>                      |



PORT TRAFFIC > Goods traffic > Supplies and local traffic (tonnes)

### 3. Port traffic

#### 3.1. Goods traffic

3.1.1. State-Owned Port System traffic general summary

3.1.2. Total port traffic (tonnes)

3.1.3. Other data of traffic (number)

3.1.4. Total traffic by type of operation and navigation (tonnes)

3.1.5. Total traffic by type of operation (tonnes)

3.1.6. Total traffic by type of navigation (tonnes)

3.1.7. Cabotage traffic goods (tonnes)

3.1.8. Foreign traffic goods (tonnes)

3.1.9. Cabotage and foreign traffic goods (tonnes)

3.1.10. Fish captures. Tonnes and value

#### 3.1.11. Supplies and local traffic (tonnes)

3.1.12. World areas of origin and destination of goods (tonnes)

3.1.13. Goods by country (tonnes)

3.1.14. Categories of goods classification (tonnes)

3.1.15. Transhipped goods (tonnes)

3.1.16. Classification of goods by transport facilities used when entering or leaving the port (tonnes)

3.1.17. Foreign and cabotage trade (tonnes)

#### 3.2. Containers traffic

#### 3.3. Ships traffic

#### 3.4. Sea passengers and automobiles in transport regime

#### 3.5. Statistic breakdown of Ports Authorities

### 3.1.11. Avituallamientos y tráfico interior Supplies and local traffic

| Autoridades Portuarias<br>Port Authorities | AVITUALLAMIENTOS<br>SUPPLIES         |                  |               |                         |                   | TRÁFICO INTERIOR<br>LOCAL TRAFFIC |                          |                  |
|--|--------------------------------------|------------------|---------------|-------------------------|-------------------|-----------------------------------|--------------------------|------------------|
|  | Combustibles líquidos<br>Liquid fuel | Agua<br>Water    | Hielo<br>Ice  | Varios<br>Miscellaneous | Total<br>Total    | Embarcado<br>Loaded               | Desembarcado<br>Unloaded | Total<br>Total   |
| A Coruña                                   | 30.957                               | 25.883           | 19.302        | -                       | 76.142            | 133.707                           | -                        | 133.707          |
| Alicante                                   | 3.210                                | 17.996           | -             | 759                     | 21.965            | 27                                | -                        | 27               |
| Almería                                    | 42.961                               | 34.502           | 408           | 38                      | 77.909            | -                                 | -                        | -                |
| Avilés                                     | 11.255                               | 22.490           | 9.887         | 2.159                   | 45.791            | -                                 | -                        | -                |
| Bahía de Algeciras                         | 2.190.274                            | 175.170          | 600           | 32.278                  | 2.398.322         | 2.028.966                         | 104.776                  | 2.133.742        |
| Bahía de Cádiz                             | 13.251                               | 63.753           | 8.237         | -                       | 85.241            | -                                 | -                        | -                |
| Baleares                                   | 6.408                                | 279.482          | -             | -                       | 285.890           | -                                 | -                        | -                |
| Barcelona                                  | 1.413.757                            | 256.342          | -             | 61.626                  | 1.731.725         | -                                 | -                        | -                |
| Bilbao                                     | 62.956                               | -                | -             | 51.776                  | 114.732           | -                                 | -                        | -                |
| Cartagena                                  | 12.276                               | 64.597           | -             | 105.731                 | 182.604           | -                                 | -                        | -                |
| Castellón                                  | -                                    | 14.778           | 5.252         | -                       | 20.030            | -                                 | -                        | -                |
| Ceuta                                      | 750.777                              | 21.775           | -             | -                       | 772.552           | -                                 | -                        | -                |
| Ferrol-San Cibrao                          | 4.993                                | 5.906            | -             | 4                       | 10.903            | 2.766                             | -                        | 2.766            |
| Gijón                                      | 16.223                               | -                | -             | -                       | 16.223            | -                                 | -                        | -                |
| Huelva                                     | 186.428                              | 30.178           | -             | -                       | 216.606           | 10.078                            | 10.078                   | 20.156           |
| Las Palmas                                 | 2.275.822                            | 243.741          | -             | -                       | 2.519.563         | 7                                 | -                        | 7                |
| Málaga                                     | 38.661                               | 49.962           | -             | 14.558                  | 103.181           | -                                 | -                        | -                |
| Marín y Ría de Pontevedra                  | 17.927                               | 10.882           | 2.687         | -                       | 31.496            | -                                 | -                        | -                |
| Melilla                                    | -                                    | 4.626            | -             | -                       | 4.626             | -                                 | -                        | -                |
| Motril                                     | 19.506                               | 17.534           | 533           | -                       | 37.573            | -                                 | -                        | -                |
| Pasaia                                     | 8.868                                | 12.574           | 3.668         | -                       | 25.110            | -                                 | -                        | -                |
| Sta. C. de Tenerife                        | 521.561                              | 125.396          | -             | -                       | 646.957           | 773                               | -                        | 773              |
| Santander                                  | 9.931                                | 13.163           | 1.637         | 1.102                   | 25.833            | -                                 | -                        | -                |
| Sevilla                                    | 11.800                               | 25.399           | -             | -                       | 37.199            | -                                 | -                        | -                |
| Tarragona                                  | 15.831                               | 60.845           | -             | -                       | 76.676            | 7.236                             | 7.236                    | 14.472           |
| Valencia                                   | 252.059                              | 78.743           | -             | 3.519                   | 334.321           | -                                 | -                        | -                |
| Vigo                                       | 70.229                               | 28.943           | 28.336        | 15.354                  | 142.862           | -                                 | -                        | -                |
| Vilagarcía                                 | 939                                  | 4.344            | -             | -                       | 5.283             | -                                 | -                        | -                |
| <b>TOTAL</b>                               | <b>7.988.860</b>                     | <b>1.689.004</b> | <b>80.547</b> | <b>288.904</b>          | <b>10.047.315</b> | <b>2.183.560</b>                  | <b>122.090</b>           | <b>2.305.650</b> |



PORT TRAFFIC > Goods traffic > World areas of origin and destination of goods (tonnes) > European Union

### 3. Port traffic

#### 3.1. Goods traffic

3.1.1. State-Owned Port System traffic general summary

3.1.2. Total port traffic (tonnes)

3.1.3. Other data of traffic (number)

3.1.4. Total traffic by type of operation and navigation (tonnes)

3.1.5. Total traffic by type of operation (tonnes)

3.1.6. Total traffic by type of navigation (tonnes)

3.1.7. Cabotage traffic goods (tonnes)

3.1.8. Foreign traffic goods (tonnes)

3.1.9. Cabotage and foreign traffic goods (tonnes)

3.1.10. Fish captures. Tonnes and value

3.1.11. Supplies and local traffic (tonnes)

3.1.12. World areas of origin and destination of goods (tonnes)

#### 3.1.12.1. European Union

3.1.12.2. Remaining western european countries

3.1.12.3. Eastern Europe

3.1.12.4. Middle East

3.1.12.5. Remaining Asia

3.1.12.6. North Africa

3.1.12.7. South Africa

3.1.12.8. North America

3.1.12.9. Central America

3.1.12.10. South America

3.1.12.11. West Pacific

3.1.13. Goods by country (tonnes)

3.1.14. Categories of goods classification (tonnes)

3.1.15. Transhipped goods (tonnes)

3.1.16. Classification of goods by transport facilities used when entering or leaving the port (tonnes)

3.1.17. Foreign and cabotage trade (tonnes)

#### 3.2. Containers traffic

#### 3.3. Ships traffic

3.4. Sea passengers and automobiles in transport regime

3.5. Statistic breakdown of Ports Authorities

### 3.1.12.1 Unión Europea European Union

| Países<br>Countries | Embarcadas<br>Loaded | Desembarcadas<br>Unloaded | Total<br>Total     |
|---------------------|----------------------|---------------------------|--------------------|
| ALEMANIA            | 1.047.038            | 2.091.202                 | 3.138.240          |
| AUSTRIA             | 962                  | 16.540                    | 17.502             |
| BÉLGICA             | 4.438.160            | 3.863.661                 | 8.301.821          |
| BULGARIA            | 252.115              | 1.905.373                 | 2.157.488          |
| CHIPRE              | 479.789              | 39.083                    | 518.872            |
| CROACIA             | 177.006              | 108.348                   | 285.354            |
| DINAMARCA           | 468.035              | 862.846                   | 1.330.881          |
| ESLOVAQUIA          | 721                  | 1.966                     | 2.687              |
| ESLOVENIA           | 161.725              | 278.331                   | 440.056            |
| ESPAÑA              | 48.248.365           | 49.787.009                | 98.035.374         |
| ESTONIA             | 86.037               | 653.772                   | 739.809            |
| FINLANDIA           | 332.844              | 1.100.849                 | 1.433.693          |
| FRANCIA             | 5.556.976            | 5.435.077                 | 10.992.053         |
| GRECIA              | 2.054.918            | 787.803                   | 2.842.721          |
| HUNGRÍA             | 5.684                | 27.655                    | 33.339             |
| IRLANDA             | 1.766.826            | 599.885                   | 2.366.711          |
| ITALIA              | 12.014.738           | 11.784.350                | 23.799.088         |
| LETONIA             | 82.766               | 920.895                   | 1.003.661          |
| LITUANIA            | 118.897              | 716.206                   | 835.103            |
| LUXEMBURGO          | 7                    | 244                       | 251                |
| MALTA               | 467.890              | 401.398                   | 869.288            |
| PAÍSES BAJOS        | 6.040.871            | 6.287.182                 | 12.328.053         |
| POLONIA             | 580.141              | 1.332.268                 | 1.912.409          |
| PORTUGAL            | 3.397.814            | 3.626.397                 | 7.024.211          |
| REINO UNIDO         | 7.769.611            | 6.448.313                 | 14.217.924         |
| REPÚBLICA CHECA     | 7.549                | 23.303                    | 30.852             |
| RUMANÍA             | 558.507              | 2.429.298                 | 2.987.805          |
| SUECIA              | 747.174              | 1.451.144                 | 2.198.318          |
| <b>TOTAL</b>        | <b>96.863.166</b>    | <b>102.980.398</b>        | <b>199.843.564</b> |

\* Incluye tránsito  
Transit included



PORT TRAFFIC > Goods traffic > World areas of origin and destination of goods (tonnes) > Remaining western european countries

### 3. Port traffic

#### 3.1. Goods traffic

3.1.1. State-Owned Port System traffic general summary

3.1.2. Total port traffic (tonnes)

3.1.3. Other data of traffic (number)

3.1.4. Total traffic by type of operation and navigation (tonnes)

3.1.5. Total traffic by type of operation (tonnes)

3.1.6. Total traffic by type of navigation (tonnes)

3.1.7. Cabotage traffic goods (tonnes)

3.1.8. Foreign traffic goods (tonnes)

3.1.9. Cabotage and foreign traffic goods (tonnes)

3.1.10. Fish captures. Tonnes and value

3.1.11. Supplies and local traffic (tonnes)

3.1.12. World areas of origin and destination of goods (tonnes)

3.1.12.1. European Union

3.1.12.2. Remaining western european countries

3.1.12.3. Eastern Europe

3.1.12.4. Middle East

3.1.12.5. Remaining Asia

3.1.12.6. North Africa

3.1.12.7. South Africa

3.1.12.8. North America

3.1.12.9. Central America

3.1.12.10. South America

3.1.12.11. West Pacific

3.1.13. Goods by country (tonnes)

3.1.14. Categories of goods classification (tonnes)

3.1.15. Transhipped goods (tonnes)

3.1.16. Classification of goods by transport facilities used when entering or leaving the port (tonnes)

3.1.17. Foreign and cabotage trade (tonnes)

#### 3.2. Containers traffic

#### 3.3. Ships traffic

3.4. Sea passengers and automobiles in transport regime

3.5. Statistic breakdown of Ports Authorities

### 3.1.12.2. Resto de Europa Occidental

*Remaining Western European countries*

| Países<br>Countries | Embarcadas<br>Loaded | Desembarcadas<br>Unloaded | Total<br>Total    |
|---------------------|----------------------|---------------------------|-------------------|
| GIBRALTAR           | 3.942.346            | 109.700                   | 4.052.046         |
| ISLANDIA            | 61.046               | 15.886                    | 76.932            |
| ISLAS FEROE         | 7.174                | 7.444                     | 14.618            |
| MÓNACO              | 72                   | 18                        | 90                |
| NORUEGA             | 978.548              | 3.059.305                 | 4.037.853         |
| SAN MARINO          | 2.880                | -                         | 2.880             |
| SUIZA               | 557                  | 784                       | 1.341             |
| TURQUÍA             | 5.338.935            | 16.456.120                | 21.795.055        |
| <b>TOTAL</b>        | <b>10.331.558</b>    | <b>19.649.257</b>         | <b>29.980.815</b> |

\* Incluye tránsito  
Transit included



PORT TRAFFIC > Goods traffic > World areas of origin and destination of goods (tonnes) > Eastern Europe

### 3. Port traffic

#### 3.1. Goods traffic

3.1.1. State-Owned Port System traffic general summary

3.1.2. Total port traffic (tonnes)

3.1.3. Other data of traffic (number)

3.1.4. Total traffic by type of operation and navigation (tonnes)

3.1.5. Total traffic by type of operation (tonnes)

3.1.6. Total traffic by type of navigation (tonnes)

3.1.7. Cabotage traffic goods (tonnes)

3.1.8. Foreign traffic goods (tonnes)

3.1.9. Cabotage and foreign traffic goods (tonnes)

3.1.10. Fish captures. Tonnes and value

3.1.11. Supplies and local traffic (tonnes)

3.1.12. World areas of origin and destination of goods (tonnes)

3.1.12.1. European Union

3.1.12.2. Remaining western european countries

3.1.12.3. Eastern Europe

3.1.12.4. Middle East

3.1.12.5. Remaining Asia

3.1.12.6. North Africa

3.1.12.7. South Africa

3.1.12.8. North America

3.1.12.9. Central America

3.1.12.10. South America

3.1.12.11. West Pacific

3.1.13. Goods by country (tonnes)

3.1.14. Categories of goods classification (tonnes)

3.1.15. Transhipped goods (tonnes)

3.1.16. Classification of goods by transport facilities used when entering or leaving the port (tonnes)

3.1.17. Foreign and cabotage trade (tonnes)

#### 3.2. Containers traffic

#### 3.3. Ships traffic

3.4. Sea passengers and automobiles in transport regime

3.5. Statistic breakdown of Ports Authorities

### 3.1.12.3. Europa Oriental Eastern Europe

| Países<br>Countries  | Embarcadas<br>Loaded | Desembarcadas<br>Unloaded | Total<br>Total    |
|----------------------|----------------------|---------------------------|-------------------|
| ALBANIA              | 252.163              | 597.861                   | 850.024           |
| ARMENIA              | 95                   | -                         | 95                |
| AZERBAIYÁN           | 1.097                | -                         | 1.097             |
| BIELORRUSIA          | 338                  | 51.446                    | 51.784            |
| BOSNIA Y HERZEGOVINA | 10                   | 8.204                     | 8.214             |
| GEORGIA              | 386.486              | 259.007                   | 645.493           |
| MACEDONIA            | 5.381                | 6.804                     | 12.185            |
| MOLDAVIA             | 2.174                | 50.552                    | 52.726            |
| MONTENEGRO           | 109.595              | 54.325                    | 163.920           |
| RUSIA                | 669.966              | 16.167.270                | 16.837.236        |
| SERBIA               | 2.045                | 89.602                    | 91.647            |
| UCRANIA              | 468.434              | 7.963.806                 | 8.432.240         |
| <b>TOTAL</b>         | <b>1.897.784</b>     | <b>25.248.877</b>         | <b>27.146.661</b> |

\* Incluye tránsito  
Transit included



PORT TRAFFIC > Goods traffic > World areas of origin and destination of goods (tonnes) > Middle East

### 3. Port traffic

#### 3.1. Goods traffic

3.1.1. State-Owned Port System traffic general summary

3.1.2. Total port traffic (tonnes)

3.1.3. Other data of traffic (number)

3.1.4. Total traffic by type of operation and navigation (tonnes)

3.1.5. Total traffic by type of operation (tonnes)

3.1.6. Total traffic by type of navigation (tonnes)

3.1.7. Cabotage traffic goods (tonnes)

3.1.8. Foreign traffic goods (tonnes)

3.1.9. Cabotage and foreign traffic goods (tonnes)

3.1.10. Fish captures. Tonnes and value

3.1.11. Supplies and local traffic (tonnes)

3.1.12. World areas of origin and destination of goods (tonnes)

3.1.12.1. European Union

3.1.12.2. Remaining western european countries

3.1.12.3. Eastern Europe

3.1.12.4. Middle East

3.1.12.5. Remaining Asia

3.1.12.6. North Africa

3.1.12.7. South Africa

3.1.12.8. North America

3.1.12.9. Central America

3.1.12.10. South America

3.1.12.11. West Pacific

3.1.13. Goods by country (tonnes)

3.1.14. Categories of goods classification (tonnes)

3.1.15. Transhipped goods (tonnes)

3.1.16. Classification of goods by transport facilities used when entering or leaving the port (tonnes)

3.1.17. Foreign and cabotage trade (tonnes)

#### 3.2. Containers traffic

#### 3.3. Ships traffic

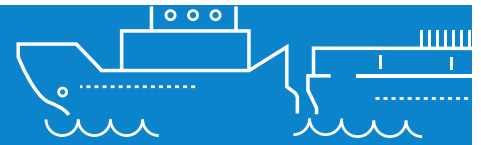
3.4. Sea passengers and automobiles in transport regime

3.5. Statistic breakdown of Ports Authorities

### 3.1.12.4. Oriente Medio Middle East

| Países<br>Countries    | Embarcadas<br>Loaded | Desembarcadas<br>Unloaded | Total<br>Total    |
|------------------------|----------------------|---------------------------|-------------------|
| ARABIA SAUDÍ           | 2.355.375            | 7.237.749                 | 9.593.124         |
| BAHRÉIN                | 249.588              | 279.001                   | 528.589           |
| EMIRATOS ÁRABES UNIDOS | 2.170.071            | 1.681.340                 | 3.851.411         |
| IRAK                   | 231.512              | 3.233.442                 | 3.464.954         |
| IRÁN                   | 30.750               | 71.938                    | 102.688           |
| ISRAEL                 | 1.596.082            | 1.636.166                 | 3.232.248         |
| JORDANIA               | 953.399              | 274.556                   | 1.227.955         |
| KAZAJSTÁN              | 1.938                | 11.190                    | 13.128            |
| KIRGUISTÁN             | 51                   | -                         | 51                |
| KUWAIT                 | 355.510              | 66.515                    | 422.025           |
| LÍBANO                 | 849.477              | 210.817                   | 1.060.294         |
| OMÁN                   | 307.461              | 225.314                   | 532.775           |
| QATAR                  | 410.330              | 3.522.613                 | 3.932.943         |
| SIRIA                  | 180.662              | 18.508                    | 199.170           |
| UZBEKISTÁN             | 27                   | -                         | 27                |
| YEMEN                  | 177.352              | 1.784                     | 179.136           |
| <b>TOTAL</b>           | <b>9.869.585</b>     | <b>18.470.933</b>         | <b>28.340.518</b> |

\* Incluye tránsito  
Transit included



PORT TRAFFIC > Goods traffic > World areas of origin and destination of goods (tonnes) > Remaining Asia

3. Port traffic

3.1. Goods traffic

3.1.1. State-Owned Port System traffic general summary

3.1.2. Total port traffic (tonnes)

3.1.3. Other data of traffic (number)

3.1.4. Total traffic by type of operation and navigation (tonnes)

3.1.5. Total traffic by type of operation (tonnes)

3.1.6. Total traffic by type of navigation (tonnes)

3.1.7. Cabotage traffic goods (tonnes)

3.1.8. Foreign traffic goods (tonnes)

3.1.9. Cabotage and foreign traffic goods (tonnes)

3.1.10. Fish captures. Tonnes and value

3.1.11. Supplies and local traffic (tonnes)

3.1.12. World areas of origin and destination of goods (tonnes)

3.1.12.1. European Union

3.1.12.2. Remaining western european countries

3.1.12.3. Eastern Europe

3.1.12.4. Middle East

3.1.12.5. Remaining Asia

3.1.12.6. North Africa

3.1.12.7. South Africa

3.1.12.8. North America

3.1.12.9. Central America

3.1.12.10. South America

3.1.12.11. West Pacific

3.1.13. Goods by country (tonnes)

3.1.14. Categories of goods classification (tonnes)

3.1.15. Transhipped goods (tonnes)

3.1.16. Classification of goods by transport facilities used when entering or leaving the port (tonnes)

3.1.17. Foreign and cabotage trade (tonnes)

3.2. Containers traffic

3.3. Ships traffic

3.4. Sea passengers and automobiles in transport regime

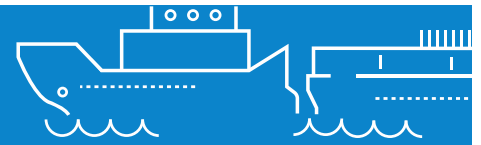
3.5. Statistic breakdown of Ports Authorities

3.1.12.5. Resto de Asia  
*Remaining Asia*

| Países<br>Countries | Embarcadas<br>Loaded | Desembarcadas<br>Unloaded | Total<br>Total    |
|---------------------|----------------------|---------------------------|-------------------|
| AFGANISTÁN          | 171                  | -                         | 171               |
| BANGLADESH          | 220.525              | 385.328                   | 605.853           |
| BRUNÉI              | 2.443                | 5                         | 2.448             |
| CAMBOYA             | 7.780                | 85.997                    | 93.777            |
| CHINA               | 7.428.172            | 11.503.790                | 18.931.962        |
| COREA DEL SUR       | 784.462              | 1.581.992                 | 2.366.454         |
| FILIPINAS           | 386.173              | 107.430                   | 493.603           |
| GUAM                | 63                   | 21                        | 84                |
| HONG KONG           | 395.416              | 82.974                    | 478.390           |
| INDIA               | 2.126.976            | 6.360.051                 | 8.487.027         |
| INDONESIA           | 538.846              | 5.121.583                 | 5.660.429         |
| JAPÓN               | 957.537              | 447.443                   | 1.404.980         |
| MACAO               | 1.520                | 18                        | 1.538             |
| MALASIA             | 752.024              | 1.523.110                 | 2.275.134         |
| MALDIVAS            | 5.615                | 1.759                     | 7.374             |
| MONGOLIA            | 21                   | -                         | 21                |
| MYANMAR             | 21.046               | 108.247                   | 129.293           |
| NEPAL               | 1.544                | -                         | 1.544             |
| PAKISTÁN            | 661.989              | 699.644                   | 1.361.633         |
| SINGAPUR            | 545.614              | 243.108                   | 788.722           |
| SRI LANKA           | 91.214               | 146.788                   | 238.002           |
| TAILANDIA           | 513.804              | 585.146                   | 1.098.950         |
| TAIWÁN              | 299.152              | 630.333                   | 929.485           |
| TIMOR ORIENTAL      | 769                  | -                         | 769               |
| TURKMENISTÁN        | 279                  | -                         | 279               |
| VIETNAM             | 855.123              | 743.678                   | 1.598.801         |
| <b>TOTAL</b>        | <b>16.598.278</b>    | <b>30.358.445</b>         | <b>46.956.723</b> |

\* Incluye tránsito  
*Transit included*





PORT TRAFFIC > Goods traffic > World areas of origin and destination of goods (tonnes) > North Africa

3. Port traffic

3.1. Goods traffic

3.1.1. State-Owned Port System traffic general summary

3.1.2. Total port traffic (tonnes)

3.1.3. Other data of traffic (number)

3.1.4. Total traffic by type of operation and navigation (tonnes)

3.1.5. Total traffic by type of operation (tonnes)

3.1.6. Total traffic by type of navigation (tonnes)

3.1.7. Cabotage traffic goods (tonnes)

3.1.8. Foreign traffic goods (tonnes)

3.1.9. Cabotage and foreign traffic goods (tonnes)

3.1.10. Fish captures. Tonnes and value

3.1.11. Supplies and local traffic (tonnes)

3.1.12. World areas of origin and destination of goods (tonnes)

3.1.12.1. European Union

3.1.12.2. Remaining western european countries

3.1.12.3. Eastern Europe

3.1.12.4. Middle East

3.1.12.5. Remaining Asia

3.1.12.6. North Africa

3.1.12.7. South Africa

3.1.12.8. North America

3.1.12.9. Central America

3.1.12.10. South America

3.1.12.11. West Pacific

3.1.13. Goods by country (tonnes)

3.1.14. Categories of goods classification (tonnes)

3.1.15. Transhipped goods (tonnes)

3.1.16. Classification of goods by transport facilities used when entering or leaving the port (tonnes)

3.1.17. Foreign and cabotage trade (tonnes)

3.2. Containers traffic

3.3. Ships traffic

3.4. Sea passengers and automobiles in transport regime

3.5. Statistic breakdown of Ports Authorities

3.1.12.6. Norte de África  
North Africa

| Países<br>Countries | Embarcadas<br>Loaded | Desembarcadas<br>Unloaded | Total<br>Total    |
|---------------------|----------------------|---------------------------|-------------------|
| ARGELIA             | 8.061.714            | 5.432.480                 | 13.494.194        |
| BENÍN               | 885.044              | 67.228                    | 952.272           |
| BURKINA FASO        | 11.569               | 988                       | 12.557            |
| CABO VERDE          | 460.560              | 101.338                   | 561.898           |
| CHAD                | 2.964                | -                         | 2.964             |
| COSTA DE MARFIL     | 1.097.756            | 1.503.516                 | 2.601.272         |
| EGIPTO              | 2.611.196            | 6.624.103                 | 9.235.299         |
| ERITREA             | 3.331                | 16                        | 3.347             |
| ETIOPÍA             | 1.296                | -                         | 1.296             |
| GAMBIA              | 871.602              | 193.372                   | 1.064.974         |
| GHANA               | 1.861.990            | 579.784                   | 2.441.774         |
| GUINEA              | 1.095.138            | 3.938.453                 | 5.033.591         |
| GUINEA-BISÁU        | 154.264              | 71.155                    | 225.419           |
| LIBERIA             | 300.713              | 324.338                   | 625.051           |
| LIBIA               | 838.198              | 8.797.005                 | 9.635.203         |
| MALI                | 15.051               | 3.794                     | 18.845            |
| MARRUECOS           | 12.881.359           | 7.596.079                 | 20.477.438        |
| MAURITANIA          | 1.120.425            | 682.804                   | 1.803.229         |
| NÍGER               | 5.487                | 346                       | 5.833             |
| NIGERIA             | 3.712.930            | 14.559.294                | 18.272.224        |
| SENEGAL             | 2.265.280            | 503.528                   | 2.768.808         |
| SIERRA LEONA        | 392.459              | 90.513                    | 482.972           |
| SUDÁN               | 53.975               | 7.792                     | 61.767            |
| TOGO                | 818.816              | 378.627                   | 1.197.443         |
| TÚNEZ               | 1.466.181            | 653.211                   | 2.119.392         |
| YIBUTI              | 107.098              | 69.421                    | 176.519           |
| <b>TOTAL</b>        | <b>41.096.396</b>    | <b>52.179.185</b>         | <b>93.275.581</b> |

\* Incluye tránsito  
Transit included



PORT TRAFFIC > Goods traffic > World areas of origin and destination of goods (tonnes) > South Africa

### 3. Port traffic

#### 3.1. Goods traffic

3.1.1. State-Owned Port System traffic general summary

3.1.2. Total port traffic (tonnes)

3.1.3. Other data of traffic (number)

3.1.4. Total traffic by type of operation and navigation (tonnes)

3.1.5. Total traffic by type of operation (tonnes)

3.1.6. Total traffic by type of navigation (tonnes)

3.1.7. Cabotage traffic goods (tonnes)

3.1.8. Foreign traffic goods (tonnes)

3.1.9. Cabotage and foreign traffic goods (tonnes)

3.1.10. Fish captures. Tonnes and value

3.1.11. Supplies and local traffic (tonnes)

3.1.12. World areas of origin and destination of goods (tonnes)

3.1.12.1. European Union

3.1.12.2. Remaining western european countries

3.1.12.3. Eastern Europe

3.1.12.4. Middle East

3.1.12.5. Remaining Asia

3.1.12.6. North Africa

3.1.12.7. South Africa

3.1.12.8. North America

3.1.12.9. Central America

3.1.12.10. South America

3.1.12.11. West Pacific

3.1.13. Goods by country (tonnes)

3.1.14. Categories of goods classification (tonnes)

3.1.15. Transhipped goods (tonnes)

3.1.16. Classification of goods by transport facilities used when entering or leaving the port (tonnes)

3.1.17. Foreign and cabotage trade (tonnes)

#### 3.2. Containers traffic

#### 3.3. Ships traffic

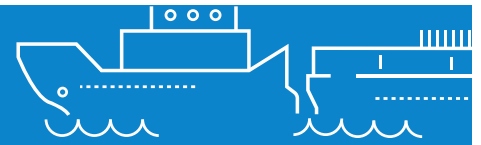
3.4. Sea passengers and automobiles in transport regime

3.5. Statistic breakdown of Ports Authorities

### 3.1.12.7. Sur de África South Africa

| Países<br>Countries             | Embarcadas<br>Loaded | Desembarcadas<br>Unloaded | Total<br>Total    |
|---------------------------------|----------------------|---------------------------|-------------------|
| ANGOLA                          | 1.352.976            | 2.473.911                 | 3.826.887         |
| BOTSUANA                        | 1.712                | 103                       | 1.815             |
| BURUNDI                         | 71                   | -                         | 71                |
| CAMERÚN                         | 1.349.720            | 973.692                   | 2.323.412         |
| COMORAS                         | 5.851                | 69                        | 5.920             |
| CONGO                           | 369.225              | 57.595                    | 426.820           |
| GABÓN                           | 312.080              | 367.953                   | 680.033           |
| GUINEA ECUATORIAL               | 339.234              | 1.446.171                 | 1.785.405         |
| KENIA                           | 116.089              | 145.629                   | 261.718           |
| LESOTHO                         | 2.337                | -                         | 2.337             |
| MADAGASCAR                      | 64.708               | 24.792                    | 89.500            |
| MALAWI                          | 10.447               | 33                        | 10.480            |
| MAURICIO                        | 46.579               | 194.685                   | 241.264           |
| MAYOTTE                         | 9.059                | 414                       | 9.473             |
| MOZAMBIQUE                      | 97.858               | 508.828                   | 606.686           |
| NAMIBIA                         | 125.450              | 237.014                   | 362.464           |
| REPÚBLICA CENTROAFRICANA        | 1.161                | -                         | 1.161             |
| REPÚBLICA DEMOCRÁTICA DEL CONGO | 317.555              | 14.445                    | 332.000           |
| RUANDA                          | 43                   | 13                        | 56                |
| SANTO TOMÉ Y PRÍNCIPE           | 6.268                | 38                        | 6.306             |
| SEYCHELLES                      | 19.626               | 117.085                   | 136.711           |
| SOMALIA                         | 22.211               | 3.052                     | 25.263            |
| SUAZILANDIA                     | 3.759                | 21.600                    | 25.359            |
| SUDÁFRICA                       | 2.284.566            | 2.570.267                 | 4.854.833         |
| SUDÁN DEL SUR                   | 55                   | -                         | 55                |
| TANZANIA                        | 92.956               | 64.419                    | 157.375           |
| UGANDA                          | 839                  | 501                       | 1.340             |
| ZAMBIA                          | 1.500                | 291                       | 1.791             |
| ZIMBABUE                        | 2.043                | 4.423                     | 6.466             |
| <b>TOTAL</b>                    | <b>6.955.978</b>     | <b>9.227.023</b>          | <b>16.183.001</b> |

\* Incluye tránsito  
Transit included



PORT TRAFFIC > Goods traffic > World areas of origin and destination of goods (tonnes) > North America

### 3. Port traffic

#### 3.1. Goods traffic

3.1.1. State-Owned Port System traffic general summary

3.1.2. Total port traffic (tonnes)

3.1.3. Other data of traffic (number)

3.1.4. Total traffic by type of operation and navigation (tonnes)

3.1.5. Total traffic by type of operation (tonnes)

3.1.6. Total traffic by type of navigation (tonnes)

3.1.7. Cabotage traffic goods (tonnes)

3.1.8. Foreign traffic goods (tonnes)

3.1.9. Cabotage and foreign traffic goods (tonnes)

3.1.10. Fish captures. Tonnes and value

3.1.11. Supplies and local traffic (tonnes)

3.1.12. World areas of origin and destination of goods (tonnes)

3.1.12.1. European Union

3.1.12.2. Remaining western european countries

3.1.12.3. Eastern Europe

3.1.12.4. Middle East

3.1.12.5. Remaining Asia

3.1.12.6. North Africa

3.1.12.7. South Africa

3.1.12.8. North America

3.1.12.9. Central America

3.1.12.10. South America

3.1.12.11. West Pacific

3.1.13. Goods by country (tonnes)

3.1.14. Categories of goods classification (tonnes)

3.1.15. Transhipped goods (tonnes)

3.1.16. Classification of goods by transport facilities used when entering or leaving the port (tonnes)

3.1.17. Foreign and cabotage trade (tonnes)

#### 3.2. Containers traffic

#### 3.3. Ships traffic

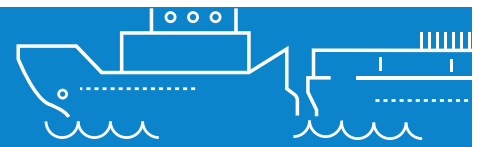
3.4. Sea passengers and automobiles in transport regime

3.5. Statistic breakdown of Ports Authorities

### 3.1.12.8. América del Norte North America

| Países<br>Countries | Embarcadas<br>Loaded | Desembarcadas<br>Unloaded | Total<br>Total    |
|---------------------|----------------------|---------------------------|-------------------|
| BERMUDAS            | 21.452               | 11                        | 21.463            |
| CANADÁ              | 2.785.744            | 5.697.850                 | 8.483.594         |
| ESTADOS UNIDOS      | 13.897.680           | 19.680.160                | 33.577.840        |
| MÉXICO              | 2.254.369            | 10.705.127                | 12.959.496        |
| <b>TOTAL</b>        | <b>18.959.245</b>    | <b>36.083.148</b>         | <b>55.042.393</b> |

\* Incluye tránsito  
Transit included



PORT TRAFFIC > Goods traffic > World areas of origin and destination of goods (tonnes) > Central America

3. Port traffic

3.1. Goods traffic

3.1.1. State-Owned Port System traffic general summary

3.1.2. Total port traffic (tonnes)

3.1.3. Other data of traffic (number)

3.1.4. Total traffic by type of operation and navigation (tonnes)

3.1.5. Total traffic by type of operation (tonnes)

3.1.6. Total traffic by type of navigation (tonnes)

3.1.7. Cabotage traffic goods (tonnes)

3.1.8. Foreign traffic goods (tonnes)

3.1.9. Cabotage and foreign traffic goods (tonnes)

3.1.10. Fish captures. Tonnes and value

3.1.11. Supplies and local traffic (tonnes)

3.1.12. World areas of origin and destination of goods (tonnes)

3.1.12.1. European Union

3.1.12.2. Remaining western european countries

3.1.12.3. Eastern Europe

3.1.12.4. Middle East

3.1.12.5. Remaining Asia

3.1.12.6. North Africa

3.1.12.7. South Africa

3.1.12.8. North America

3.1.12.9. Central America

3.1.12.10. South America

3.1.12.11. West Pacific

3.1.13. Goods by country (tonnes)

3.1.14. Categories of goods classification (tonnes)

3.1.15. Transhipped goods (tonnes)

3.1.16. Classification of goods by transport facilities used when entering or leaving the port (tonnes)

3.1.17. Foreign and cabotage trade (tonnes)

3.2. Containers traffic

3.3. Ships traffic

3.4. Sea passengers and automobiles in transport regime

3.5. Statistic breakdown of Ports Authorities

3.1.12.9. América Central  
Central America

| Países<br>Countries                  | Embarcadas<br>Loaded | Desembarcadas<br>Unloaded | Total<br>Total   |
|--------------------------------------|----------------------|---------------------------|------------------|
| ANGUILA                              | 24                   | -                         | 24               |
| ANTIGUA Y BARBUDA                    | 4.425                | 1.242                     | 5.667            |
| ARUBA                                | 8.301                | 126                       | 8.427            |
| BAHAMAS                              | 111.095              | 100.321                   | 211.416          |
| BARBADOS                             | 21.889               | 2.109                     | 23.998           |
| BELICE                               | 3.859                | 10.572                    | 14.431           |
| BONAIRE. SAN EUSTAQUIO Y SABA        | 22.061               | -                         | 22.061           |
| COSTA RICA                           | 386.642              | 535.731                   | 922.373          |
| CUBA                                 | 451.692              | 171.975                   | 623.667          |
| CURAÇAO                              | 3.683                | 1.149                     | 4.832            |
| DOMINICA                             | 4.226                | 78                        | 4.304            |
| EL SALVADOR                          | 82.856               | 12.471                    | 95.327           |
| GRANADA                              | 2.776                | 17                        | 2.793            |
| GUATEMALA                            | 215.192              | 289.858                   | 505.050          |
| HAITÍ                                | 95.566               | 1.359                     | 96.925           |
| HONDURAS                             | 139.082              | 155.404                   | 294.486          |
| ISLAS CAIMÁN                         | 6.881                | 10                        | 6.891            |
| ISLAS TURCAS Y CAICOS                | 1.938                | 1.171                     | 3.109            |
| ISLAS VÍRGENES BRITÁNICAS            | 52                   | 149                       | 201              |
| ISLAS VÍRGENES DE LOS ESTADOS UNIDOS | 41.746               | 4.086                     | 45.832           |
| JAMAICA                              | 81.244               | 4.267                     | 85.511           |
| MARTINICA                            | 85.489               | 15.599                    | 101.088          |
| MONTSERRAT                           | -                    | 10                        | 10               |
| NICARAGUA                            | 61.323               | 32.186                    | 93.509           |
| PANAMÁ                               | 278.128              | 148.585                   | 426.713          |
| PUERTO RICO                          | 112.305              | 16.186                    | 128.491          |
| REPÚBLICA DOMINICANA                 | 727.803              | 94.885                    | 822.688          |
| SAN CRISTÓBAL Y NIEVES               | 1.106                | -                         | 1.106            |
| SAN MARTÍN (PARTE NEERLANDESA)       | 526                  | 8                         | 534              |
| SAN VICENTE Y LAS GRANADINAS         | 268                  | 4                         | 272              |
| SANTA LUCÍA                          | 7.410                | 22                        | 7.432            |
| TRINIDAD Y TOBAGO                    | 127.707              | 2.424.327                 | 2.552.034        |
| <b>TOTAL</b>                         | <b>3.087.295</b>     | <b>4.023.907</b>          | <b>7.111.202</b> |

\* Incluye tránsito  
Transit included



PORT TRAFFIC > Goods traffic > World areas of origin and destination of goods (tonnes) > South America

### 3. Port traffic

#### 3.1. Goods traffic

3.1.1. State-Owned Port System traffic general summary

3.1.2. Total port traffic (tonnes)

3.1.3. Other data of traffic (number)

3.1.4. Total traffic by type of operation and navigation (tonnes)

3.1.5. Total traffic by type of operation (tonnes)

3.1.6. Total traffic by type of navigation (tonnes)

3.1.7. Cabotage traffic goods (tonnes)

3.1.8. Foreign traffic goods (tonnes)

3.1.9. Cabotage and foreign traffic goods (tonnes)

3.1.10. Fish captures. Tonnes and value

3.1.11. Supplies and local traffic (tonnes)

3.1.12. World areas of origin and destination of goods (tonnes)

3.1.12.1. European Union

3.1.12.2. Remaining western european countries

3.1.12.3. Eastern Europe

3.1.12.4. Middle East

3.1.12.5. Remaining Asia

3.1.12.6. North Africa

3.1.12.7. South Africa

3.1.12.8. North America

3.1.12.9. Central America

3.1.12.10. South America

3.1.12.11. West Pacific

3.1.13. Goods by country (tonnes)

3.1.14. Categories of goods classification (tonnes)

3.1.15. Transhipped goods (tonnes)

3.1.16. Classification of goods by transport facilities used when entering or leaving the port (tonnes)

3.1.17. Foreign and cabotage trade (tonnes)

#### 3.2. Containers traffic

#### 3.3. Ships traffic

3.4. Sea passengers and automobiles in transport regime

3.5. Statistic breakdown of Ports Authorities

### 3.1.12.10. América del Sur South America

| Países<br>Countries | Embarcadas<br>Loaded | Desembarcadas<br>Unloaded | Total<br>Total    |
|---------------------|----------------------|---------------------------|-------------------|
| ARGENTINA           | 805.942              | 3.810.338                 | 4.616.280         |
| BOLIVIA             | 1.146                | -                         | 1.146             |
| BRASIL              | 6.339.211            | 16.515.781                | 22.854.992        |
| CHILE               | 780.711              | 1.187.486                 | 1.968.197         |
| COLOMBIA            | 1.089.279            | 2.143.846                 | 3.233.125         |
| ECUADOR             | 360.777              | 1.069.072                 | 1.429.849         |
| GUYANA              | 39.947               | 46.165                    | 86.112            |
| ISLAS MALVINAS      | 9                    | 60.968                    | 60.977            |
| PARAGUAY            | 205.136              | 148.470                   | 353.606           |
| PERÚ                | 562.692              | 1.230.485                 | 1.793.177         |
| SURINAM             | 45.722               | 8.325                     | 54.047            |
| URUGUAY             | 245.590              | 452.304                   | 697.894           |
| VENEZUELA           | 597.910              | 2.514.305                 | 3.112.215         |
| <b>TOTAL</b>        | <b>11.074.072</b>    | <b>29.187.545</b>         | <b>40.261.617</b> |

\* Incluye tránsito  
Transit included



PORT TRAFFIC > Goods traffic > World areas of origin and destination of goods (tonnes) > West Pacific

3. Port traffic

3.1. Goods traffic

3.1.1. State-Owned Port System traffic general summary

3.1.2. Total port traffic (tonnes)

3.1.3. Other data of traffic (number)

3.1.4. Total traffic by type of operation and navigation (tonnes)

3.1.5. Total traffic by type of operation (tonnes)

3.1.6. Total traffic by type of navigation (tonnes)

3.1.7. Cabotage traffic goods (tonnes)

3.1.8. Foreign traffic goods (tonnes)

3.1.9. Cabotage and foreign traffic goods (tonnes)

3.1.10. Fish captures. Tonnes and value

3.1.11. Supplies and local traffic (tonnes)

3.1.12. World areas of origin and destination of goods (tonnes)

3.1.12.1. European Union

3.1.12.2. Remaining western european countries

3.1.12.3. Eastern Europe

3.1.12.4. Middle East

3.1.12.5. Remaining Asia

3.1.12.6. North Africa

3.1.12.7. South Africa

3.1.12.8. North America

3.1.12.9. Central America

3.1.12.10. South America

3.1.12.11. West Pacific

3.1.13. Goods by country (tonnes)

3.1.14. Categories of goods classification (tonnes)

3.1.15. Transhipped goods (tonnes)

3.1.16. Classification of goods by transport facilities used when entering or leaving the port (tonnes)

3.1.17. Foreign and cabotage trade (tonnes)

3.2. Containers traffic

3.3. Ships traffic

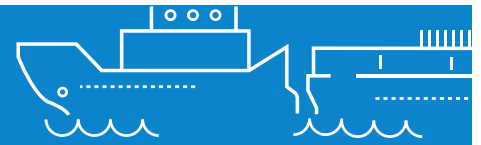
3.4. Sea passengers and automobiles in transport regime

3.5. Statistic breakdown of Ports Authorities

3.1.12.11. Oceanía  
West Pacific

| Países<br>Countries | Embarcadas<br>Loaded | Desembarcadas<br>Unloaded | Total<br>Total   |
|---------------------|----------------------|---------------------------|------------------|
| AUSTRALIA           | 452.070              | 979.474                   | 1.431.544        |
| FIJI                | 2.309                | 35.450                    | 37.759           |
| ISLAS COCOS         | 29                   | -                         | 29               |
| ISLAS MARSHALL      | 71                   | 340                       | 411              |
| ISLAS SALOMÓN       | 73                   | 4.309                     | 4.382            |
| KIRIBATI            | 9                    | -                         | 9                |
| NAURU               | 33                   | -                         | 33               |
| NUEVA CALEDONIA     | 13.083               | 29.735                    | 42.818           |
| NUEVA ZELANDA       | 127.979              | 235.207                   | 363.186          |
| PAPÚA NUEVA GUINEA  | 613                  | 52.557                    | 53.170           |
| POLINESIA FRANCESA  | 4.204                | 563                       | 4.767            |
| SAMOA               | 36                   | -                         | 36               |
| SAMOA AMERICANA     | 566                  | -                         | 566              |
| TONGA               | 38                   | -                         | 38               |
| VANUATU             | 16                   | 17                        | 33               |
| WALLIS Y FUTUNA     | 74                   | -                         | 74               |
| <b>TOTAL</b>        | <b>601.203</b>       | <b>1.337.652</b>          | <b>1.938.855</b> |

\* Incluye tránsito  
Transit included



PORT TRAFFIC > Goods traffic > Goods by country (tonnes) > Countries with traffic over 10,000 tonnes

3. Port traffic

3.1. Goods traffic

3.1.1. State-Owned Port System traffic general summary

3.1.2. Total port traffic (tonnes)

3.1.3. Other data of traffic (number)

3.1.4. Total traffic by type of operation and navigation (tonnes)

3.1.5. Total traffic by type of operation (tonnes)

3.1.6. Total traffic by type of navigation (tonnes)

3.1.7. Cabotage traffic goods (tonnes)

3.1.8. Foreign traffic goods (tonnes)

3.1.9. Cabotage and foreign traffic goods (tonnes)

3.1.10. Fish captures. Tonnes and value

3.1.11. Supplies and local traffic (tonnes)

3.1.12. World areas of origin and destination of goods (tonnes)

3.1.13. Goods by country (tonnes)

3.1.13.1. Countries with traffic over 10,000 tonnes

3.1.13.2. Countries with traffic over 1,000,000 tonnes

3.1.14. Categories of goods classification (tonnes)

3.1.15. Transhipped goods (tonnes)

3.1.16. Classification of goods by transport facilities used when entering or leaving the port (tonnes)

3.1.17. Foreign and cabotage trade (tonnes)

3.2. Containers traffic

3.3. Ships traffic

3.4. Sea passengers and automobiles in transport regime

3.5. Statistic breakdown of Ports Authorities

3.1.13.1. Países con tráfico superior a 10.000 toneladas  
Countries with traffic over 10.000 tonnes

| PAÍSES<br>COUNTRIES    | Embarcadas<br>Loaded | Desembarcadas<br>Unloaded | Total<br>Total |
|------------------------|----------------------|---------------------------|----------------|
| ESPAÑA                 | 48.248.365           | 49.787.009                | 98.035.374     |
| ESTADOS UNIDOS         | 13.897.680           | 19.680.161                | 33.577.841     |
| ITALIA                 | 12.014.738           | 11.784.351                | 23.799.089     |
| BRASIL                 | 6.339.211            | 16.515.782                | 22.854.993     |
| TURQUÍA                | 5.338.935            | 16.456.120                | 21.795.055     |
| MARRUECOS              | 12.881.358           | 7.596.079                 | 20.477.437     |
| CHINA                  | 7.428.173            | 11.503.791                | 18.931.963     |
| NIGERIA                | 3.712.930            | 14.559.295                | 18.272.225     |
| RUSIA                  | 669.966              | 16.167.270                | 16.837.235     |
| REINO UNIDO            | 7.769.611            | 6.448.313                 | 14.217.924     |
| ARGELIA                | 8.061.714            | 5.432.481                 | 13.494.194     |
| MÉXICO                 | 2.254.369            | 10.705.127                | 12.959.496     |
| PAÍSES BAJOS           | 6.040.871            | 6.287.182                 | 12.328.053     |
| FRANCIA                | 5.556.976            | 5.435.078                 | 10.992.054     |
| LIBIA                  | 838.199              | 8.797.005                 | 9.635.204      |
| ARABIA SAUDÍ           | 2.355.374            | 7.237.749                 | 9.593.124      |
| EGIPTO                 | 2.611.196            | 6.624.103                 | 9.235.299      |
| INDIA                  | 2.126.977            | 6.360.051                 | 8.487.027      |
| CANADÁ                 | 2.785.745            | 5.697.851                 | 8.483.596      |
| UCRANIA                | 468.434              | 7.963.806                 | 8.432.240      |
| BÉLGICA                | 4.438.160            | 3.863.662                 | 8.301.822      |
| PORTUGAL               | 3.397.815            | 3.626.398                 | 7.024.212      |
| INDONESIA              | 538.846              | 5.121.582                 | 5.660.428      |
| GUINEA                 | 1.095.138            | 3.938.453                 | 5.033.591      |
| SUDÁFRICA              | 2.284.566            | 2.570.267                 | 4.854.832      |
| ARGENTINA              | 805.942              | 3.810.339                 | 4.616.281      |
| GIBRALTAR              | 3.942.347            | 109.700                   | 4.052.046      |
| NORUEGA                | 978.548              | 3.059.306                 | 4.037.854      |
| QATAR                  | 410.330              | 3.522.613                 | 3.932.943      |
| EMIRATOS ÁRABES UNIDOS | 2.170.071            | 1.681.341                 | 3.851.412      |
| ANGOLA                 | 1.352.976            | 2.473.911                 | 3.826.887      |
| IRAK                   | 231.512              | 3.233.442                 | 3.464.955      |
| COLOMBIA               | 1.089.279            | 2.143.845                 | 3.233.124      |
| ISRAEL                 | 1.596.082            | 1.636.167                 | 3.232.249      |
| ALEMANIA               | 1.047.038            | 2.091.201                 | 3.138.239      |
| VENEZUELA              | 597.910              | 2.514.305                 | 3.112.215      |
| RUMANÍA                | 558.507              | 2.429.298                 | 2.987.806      |
| GRECIA                 | 2.054.918            | 787.802                   | 2.842.720      |
| SENEGAL                | 2.265.280            | 503.529                   | 2.768.809      |
| COSTA DE MARFIL        | 1.097.756            | 1.503.515                 | 2.601.271      |
| TRINIDAD Y TOBAGO      | 127.706              | 2.424.327                 | 2.552.034      |
| GHANA                  | 1.861.989            | 579.784                   | 2.441.772      |
| IRLANDA                | 1.766.826            | 599.885                   | 2.366.711      |
| COREA DEL SUR          | 784.462              | 1.581.993                 | 2.366.456      |
| CAMERÚN                | 1.349.721            | 973.692                   | 2.323.413      |
| MALASIA                | 752.024              | 1.523.110                 | 2.275.134      |

|                                 |           |           |           |
|---------------------------------|-----------|-----------|-----------|
| SUECIA                          | 747.174   | 1.451.144 | 2.198.317 |
| BULGARIA                        | 252.115   | 1.905.373 | 2.157.488 |
| TÚNEZ                           | 1.466.181 | 653.212   | 2.119.393 |
| CHILE                           | 780.711   | 1.187.486 | 1.968.197 |
| POLONIA                         | 580.141   | 1.332.268 | 1.912.408 |
| MAURITANIA                      | 1.120.425 | 682.804   | 1.803.229 |
| PERÚ                            | 562.692   | 1.230.485 | 1.793.177 |
| GUINEA ECUATORIAL               | 339.233   | 1.446.171 | 1.785.404 |
| VIETNAM                         | 855.123   | 743.678   | 1.598.801 |
| FINLANDIA                       | 332.845   | 1.100.850 | 1.433.694 |
| AUSTRALIA                       | 452.071   | 979.475   | 1.431.546 |
| ECUADOR                         | 360.777   | 1.069.072 | 1.429.849 |
| JAPÓN                           | 957.536   | 447.443   | 1.404.979 |
| PAKISTÁN                        | 661.989   | 699.645   | 1.361.634 |
| DINAMARCA                       | 468.035   | 862.847   | 1.330.883 |
| JORDANIA                        | 953.400   | 274.556   | 1.227.956 |
| TOGO                            | 818.816   | 378.627   | 1.197.443 |
| TAILANDIA                       | 513.803   | 585.146   | 1.098.950 |
| GAMBIA                          | 871.602   | 193.372   | 1.064.974 |
| LÍBANO                          | 849.477   | 210.816   | 1.060.293 |
| LETONIA                         | 82.766    | 920.895   | 1.003.661 |
| BENÍN                           | 885.044   | 67.228    | 952.272   |
| TAIWÁN                          | 299.152   | 630.334   | 929.485   |
| COSTA RICA                      | 386.642   | 535.732   | 922.374   |
| MALTA                           | 467.890   | 401.398   | 869.288   |
| ALBANIA                         | 252.164   | 597.860   | 850.025   |
| LITUANIA                        | 118.897   | 716.206   | 835.103   |
| REPÚBLICA DOMINICANA            | 727.803   | 94.885    | 822.688   |
| SINGAPUR                        | 545.614   | 243.108   | 788.723   |
| ESTONIA                         | 86.037    | 653.772   | 739.808   |
| URUGUAY                         | 245.590   | 452.303   | 697.893   |
| GABÓN                           | 312.079   | 367.953   | 680.032   |
| GEORGIA                         | 386.486   | 259.006   | 645.492   |
| LIBERIA                         | 300.713   | 324.338   | 625.051   |
| CUBA                            | 451.692   | 171.976   | 623.667   |
| MOZAMBIQUE                      | 97.858    | 508.828   | 606.686   |
| BANGLADESH                      | 220.525   | 385.329   | 605.854   |
| CABO VERDE                      | 460.560   | 101.338   | 561.897   |
| OMÁN                            | 307.460   | 225.315   | 532.775   |
| BAHRÉIN                         | 249.588   | 279.001   | 528.588   |
| CHIPRE                          | 479.790   | 39.084    | 518.874   |
| GUATEMALA                       | 215.192   | 289.858   | 505.051   |
| FILIPINAS                       | 386.172   | 107.429   | 493.602   |
| SIERRA LEONA                    | 392.459   | 90.513    | 482.972   |
| HONG KONG                       | 395.416   | 82.974    | 478.390   |
| ESLOVENIA                       | 161.725   | 278.331   | 440.056   |
| CONGO                           | 369.224   | 57.596    | 426.820   |
| PANAMÁ                          | 278.128   | 148.586   | 426.714   |
| KUWAIT                          | 355.510   | 66.515    | 422.026   |
| NUEVA ZELANDA                   | 127.979   | 235.207   | 363.186   |
| NAMIBIA                         | 125.450   | 237.014   | 362.463   |
| PARAGUAY                        | 205.136   | 148.469   | 353.605   |
| REPÚBLICA DEMOCRÁTICA DEL CONGO | 317.555   | 14.445    | 332.000   |
| HONDURAS                        | 139.081   | 155.404   | 294.486   |
| CROACIA                         | 177.006   | 108.347   | 285.353   |
| KENIA                           | 116.090   | 145.629   | 261.718   |
| MAURICIO                        | 46.579    | 194.685   | 241.264   |
| SRI LANKA                       | 91.213    | 146.788   | 238.001   |
| GUINEA-BISÁU                    | 154.265   | 71.154    | 225.420   |
| BAHAMAS                         | 111.096   | 100.321   | 211.417   |



|                                      |         |         |         |
|--------------------------------------|---------|---------|---------|
| SIRIA                                | 180.662 | 18.509  | 199.171 |
| YEMEN                                | 177.352 | 1.784   | 179.136 |
| YIBUTI                               | 107.098 | 69.420  | 176.519 |
| MONTENEGRO                           | 109.594 | 54.326  | 163.920 |
| TANZANIA                             | 92.956  | 64.419  | 157.374 |
| SEYCHELLES                           | 19.626  | 117.085 | 136.711 |
| MYANMAR                              | 21.046  | 108.246 | 129.292 |
| PUERTO RICO                          | 112.305 | 16.186  | 128.491 |
| IRÁN                                 | 30.751  | 71.938  | 102.689 |
| MARTINICA                            | 85.489  | 15.600  | 101.088 |
| HAITÍ                                | 95.566  | 1.359   | 96.925  |
| EL SALVADOR                          | 82.857  | 12.471  | 95.327  |
| CAMBOYA                              | 7.780   | 85.997  | 93.777  |
| NICARAGUA                            | 61.323  | 32.187  | 93.510  |
| SERBIA                               | 2.045   | 89.602  | 91.647  |
| MADAGASCAR                           | 64.708  | 24.792  | 89.500  |
| GUYANA                               | 39.948  | 46.164  | 86.112  |
| JAMAICA                              | 81.244  | 4.267   | 85.511  |
| ISLANDIA                             | 61.046  | 15.886  | 76.932  |
| SUDÁN                                | 53.975  | 7.791   | 61.766  |
| ISLAS MALVINAS                       | 9       | 60.968  | 60.977  |
| SURINAM                              | 45.722  | 8.325   | 54.047  |
| PAPÚA NUEVA GUINEA                   | 613     | 52.557  | 53.169  |
| MOLDAVIA                             | 2.174   | 50.552  | 52.726  |
| BIELORRUSIA                          | 338     | 51.446  | 51.785  |
| ISLAS VÍRGENES DE LOS ESTADOS UNIDOS | 41.746  | 4.086   | 45.832  |
| NUEVA CALEDONIA                      | 13.083  | 29.735  | 42.818  |
| FIYI                                 | 2.309   | 35.450  | 37.759  |
| HUNGRÍA                              | 5.685   | 27.655  | 33.340  |
| REPÚBLICA CHECA                      | 7.549   | 23.303  | 30.852  |
| SUAZILANDIA                          | 3.759   | 21.600  | 25.359  |
| SOMALIA                              | 22.210  | 3.053   | 25.263  |
| BARBADOS                             | 21.889  | 2.109   | 23.997  |
| BONAIRE, SAN EUSTAQUIO Y SABA        | 22.061  | -       | 22.061  |
| BERMUDAS                             | 21.452  | 11      | 21.463  |
| MALI                                 | 15.029  | 3.794   | 18.823  |
| AUSTRIA                              | 962     | 16.540  | 17.502  |
| ISLAS FEROE                          | 7.174   | 7.444   | 14.618  |
| BELICE                               | 3.859   | 10.572  | 14.431  |
| KAZAJSTÁN                            | 1.938   | 11.190  | 13.128  |
| BURKINA FASO                         | 11.569  | 988     | 12.558  |
| MACEDONIA                            | 5.381   | 6.804   | 12.185  |
| MALAWI                               | 10.447  | 33      | 10.479  |



PORT TRAFFIC > Goods traffic > Goods by country (tonnes) > Countries with traffic over 1,000,000 tonnes

### 3. Port traffic

#### 3.1. Goods traffic

3.1.1. State-Owned Port System traffic general summary

3.1.2. Total port traffic (tonnes)

3.1.3. Other data of traffic (number)

3.1.4. Total traffic by type of operation and navigation (tonnes)

3.1.5. Total traffic by type of operation (tonnes)

3.1.6. Total traffic by type of navigation (tonnes)

3.1.7. Cabotage traffic goods (tonnes)

3.1.8. Foreign traffic goods (tonnes)

3.1.9. Cabotage and foreign traffic goods (tonnes)

3.1.10. Fish captures. Tonnes and value

3.1.11. Supplies and local traffic (tonnes)

3.1.12. World areas of origin and destination of goods (tonnes)

3.1.13. Goods by country (tonnes)

3.1.13.1. Countries with traffic over 10,000 tonnes

3.1.13.2. Countries with traffic over 1,000,000 tonnes

3.1.14. Categories of goods classification (tonnes)

3.1.15. Transhipped goods (tonnes)

3.1.16. Classification of goods by transport facilities used when entering or leaving the port (tonnes)

3.1.17. Foreign and cabotage trade (tonnes)

#### 3.2. Containers traffic

#### 3.3. Ships traffic

3.4. Sea passengers and automobiles in transport regime

3.5. Statistic breakdown of Ports Authorities

### 3.1.13.2. Países con tráfico superior a 1.000.000 toneladas

Countries with traffic over 1,000,000 tonnes

| Autoridades Portuarias<br>Port Authorities | ESPAÑA            |                   |                   | ESTADOS UNIDOS    |                   |                   | ITALIA            |                   |                   |
|--|-------------------|-------------------|-------------------|-------------------|-------------------|-------------------|-------------------|-------------------|-------------------|
|  | Embarcadas Loaded | Desemb. Unloaded  | Total Total       | Embarcadas Loaded | Desemb. Unloaded  | Total Total       | Embarcadas Loaded | Desemb. Unloaded  | Total Total       |
| A Coruña                                   | 1.092.094         | 998.261           | 2.090.355         | 197.864           | 336.504           | 534.368           | 25.000            | 504               | 25.504            |
| Alicante                                   | 791.553           | 313.069           | 1.104.622         | 35.069            | 12.170            | 47.239            | 17.187            | 164.349           | 181.536           |
| Almería                                    | 557.390           | 301.146           | 858.536           | 414.161           | 225.070           | 639.231           | 16                | 16.649            | 16.665            |
| Avilés                                     | 315.258           | 86.170            | 401.428           | 111.598           | 319.405           | 431.003           | 362.682           | 43.847            | 406.529           |
| Bahía de Algeciras                         | 5.442.078         | 3.602.909         | 9.044.987         | 2.949.514         | 2.681.648         | 5.631.162         | 1.473.321         | 2.306.123         | 3.779.445         |
| Bahía de Cádiz                             | 549.978           | 578.474           | 1.128.452         | 119.100           | 100.787           | 219.887           | 169.921           | 87.905            | 257.826           |
| Baleares                                   | 4.803.327         | 11.284.359        | 16.087.686        | 5.522             | 5.269             | 10.791            | 238               | 352.226           | 352.464           |
| Barcelona                                  | 5.375.056         | 4.213.755         | 9.588.811         | 1.174.191         | 3.762.222         | 4.936.413         | 3.138.079         | 3.792.225         | 6.930.305         |
| Bilbao                                     | 1.610.874         | 647.351           | 2.258.225         | 1.425.122         | 2.185.743         | 3.610.865         | 47.044            | 82.456            | 129.500           |
| Cartagena                                  | 1.505.070         | 1.503.371         | 3.008.441         | 162.676           | 989.895           | 1.152.571         | 1.169.766         | 214.129           | 1.383.895         |
| Castellón                                  | 2.056.741         | 635.417           | 2.692.158         | 155.909           | 350.050           | 505.959           | 316.420           | 467.553           | 783.973           |
| Ceuta                                      | 308.427           | 1.054.080         | 1.362.507         | -                 | 7.718             | 7.718             | -                 | 36.875            | 36.875            |
| Ferrol-San Cibrao                          | 136.561           | 78.769            | 215.330           | 79.786            | 428.757           | 508.543           | 39.016            | 33.675            | 72.691            |
| Gijón                                      | 586.524           | 999.671           | 1.586.195         | 176.203           | 654.633           | 830.836           | 37.758            | -                 | 37.758            |
| Huelva                                     | 4.857.700         | 1.429.125         | 6.286.825         | 806.339           | 2.059.298         | 2.865.637         | 565.979           | 106.478           | 672.457           |
| Las Palmas                                 | 3.660.627         | 7.986.735         | 11.647.362        | 10.123            | 463.682           | 473.805           | 282.225           | 289.871           | 572.096           |
| Málaga                                     | 399.243           | 153.102           | 552.345           | 82.873            | 1.556             | 84.429            | 130.147           | 1.065             | 131.212           |
| Marín y Ria de Pontevedra                  | 11.886            | 51.903            | 63.789            | 38.114            | 130               | 38.244            | 43.740            | 3.503             | 47.243            |
| Melilla                                    | 216.915           | 589.359           | 806.274           | -                 | 1.746             | 1.746             | 72                | 405               | 477               |
| Motril                                     | 109.081           | 1.045.878         | 1.154.959         | 4.644             | 22.757            | 27.401            | 23.347            | 67.104            | 90.451            |
| Pasaia                                     | 350               | 96.086            | 96.436            | 15.592            | 46.738            | 62.330            | 2.316             | 37.700            | 40.016            |
| Sta. C. de Tenerife                        | 3.822.991         | 6.373.614         | 10.196.605        | 378               | 13.018            | 13.396            | 2.486             | 136.825           | 139.311           |
| Santander                                  | 84.320            | 58.018            | 142.338           | 18.821            | 122.071           | 140.892           | 17.133            | -                 | 17.133            |
| Sevilla                                    | 852.991           | 379.048           | 1.232.039         | 524               | -                 | 524               | 97.429            | 64.757            | 162.186           |
| Tarragona                                  | 2.212.402         | 1.229.443         | 3.441.845         | 501.295           | 2.110.748         | 2.612.043         | 706.365           | 490.445           | 1.196.810         |
| Valencia                                   | 6.506.651         | 3.627.510         | 10.134.161        | 5.266.887         | 2.738.970         | 8.005.857         | 3.269.223         | 2.980.961         | 6.250.184         |
| Vigo                                       | 134.157           | 313.056           | 447.213           | 145.375           | 33.576            | 178.951           | 67.925            | 135               | 68.060            |
| Vilagarcía                                 | 248.120           | 157.330           | 405.450           | -                 | 6.000             | 6.000             | 9.903             | 6.585             | 16.488            |
| <b>TOTAL</b>                               | <b>48.248.365</b> | <b>49.787.009</b> | <b>98.035.374</b> | <b>13.897.680</b> | <b>19.680.161</b> | <b>33.577.841</b> | <b>12.014.738</b> | <b>11.784.351</b> | <b>23.799.089</b> |

\* Incluye tránsito  
Transit included

| Autoridades Portuarias<br>Port Authorities | BRASIL            |                  |             | TURQUÍA           |                  |             | MARRUECOS         |                  |             |
|--|-------------------|------------------|-------------|-------------------|------------------|-------------|-------------------|------------------|-------------|
|  | Embarcadas Loaded | Desemb. Unloaded | Total Total | Embarcadas Loaded | Desemb. Unloaded | Total Total | Embarcadas Loaded | Desemb. Unloaded | Total Total |
| A Coruña                                   | 155.680           | 516.745          | 672.425     | -                 | 179.614          | 179.614     | 228.616           | 12.456           | 241.072     |
| Alicante                                   | 518.423           | 1.276            | 519.698     | 3.187             | 122.364          | 125.552     | 79                | 24.730           | 24.808      |
| Almería                                    | 168.316           | 1.635            | 169.951     | 1.404             | 222.587          | 223.991     | 295.739           | 133.663          | 429.402     |
| Avilés                                     | 132.910           | 131.394          | 264.304     | 169.131           | 60.977           | 230.108     | 85.766            | 137.210          | 222.976     |
| Bahía de Algeciras                         | 817.696           | 1.890.874        | 2.708.570   | 1.353.215         | 3.482.965        | 4.836.180   | 5.715.313         | 5.264.699        | 10.980.012  |
| Bahía de Cádiz                             | 9.399             | 152.037          | 161.436     | 114.959           | 181.254          | 296.213     | 64.973            | 7                | 64.980      |

|                           |                  |                   |                   |                  |                   |                   |                   |                  |                   |
|---------------------------|------------------|-------------------|-------------------|------------------|-------------------|-------------------|-------------------|------------------|-------------------|
| Baleares                  | -                | -                 | -                 | 359              | 183               | 542               | -                 | -                | -                 |
| Barcelona                 | 359.253          | 1.984.080         | 2.343.334         | 1.181.028        | 752.132           | 1.933.160         | 759.916           | 188.899          | 948.815           |
| Bilbao                    | 676.290          | 582.373           | 1.258.663         | 66.946           | 604.077           | 671.023           | 272.830           | 14.244           | 287.074           |
| Cartagena                 | 1.007.749        | 2.204.255         | 3.212.004         | 299.524          | 73.615            | 373.139           | 834.910           | 9.712            | 844.622           |
| Castellón                 | 33.269           | 1.245.813         | 1.279.082         | 116.146          | 3.055.506         | 3.171.652         | 490.379           | 202.117          | 692.496           |
| Ceuta                     | -                | 143               | 143               | -                | 70.318            | 70.318            | 470               | 217              | 687               |
| Ferrol-San Cibrao         | -                | 57.139            | 57.139            | 30.383           | 889               | 31.272            | 11.701            | 1.336            | 13.037            |
| Gijón                     | 81.776           | 2.832.125         | 2.913.901         | 145.434          | 43.813            | 189.247           | 681.839           | 43.235           | 725.074           |
| Huelva                    | 75.002           | 677.990           | 752.992           | 64.582           | 1.982.524         | 2.047.106         | 710.833           | 155.375          | 866.208           |
| Las Palmas                | 50.006           | 741.706           | 791.712           | 14.162           | 23.146            | 37.308            | 168.965           | 341.260          | 510.225           |
| Málaga                    | 25.683           | 356.170           | 381.853           | 12.670           | 30.811            | 43.481            | 48.956            | 75.444           | 124.400           |
| Marín y Ría de Pontevedra | 3.016            | 319.096           | 322.112           | 77.708           | 6.912             | 84.620            | 17.402            | 4.628            | 22.030            |
| Melilla                   | -                | 154               | 154               | 56               | 3.885             | 3.941             | 1.885             | 253              | 2.138             |
| Motril                    | -                | 15.512            | 15.512            | 8.183            | 7.671             | 15.854            | 291.830           | 271.481          | 563.311           |
| Pasaia                    | 4.080            | 9.218             | 13.298            | 22.114           | 18.243            | 40.357            | 19.415            | 21.605           | 41.020            |
| Sta. C. de Tenerife       | 10               | 72.989            | 72.999            | 115              | 40.474            | 40.589            | 28.730            | 39.878           | 68.608            |
| Santander                 | 364.421          | 97.062            | 461.483           | 106.954          | 51.904            | 158.858           | 18.054            | 40.443           | 58.497            |
| Sevilla                   | -                | -                 | -                 | 69.783           | 143.855           | 213.638           | 50.611            | 107.730          | 158.341           |
| Tarragona                 | 4.611            | 1.559.235         | 1.563.846         | 229.152          | 581.653           | 810.805           | 390.865           | 87.339           | 478.204           |
| Valencia                  | 1.838.647        | 1.047.553         | 2.886.200         | 1.202.850        | 4.686.403         | 5.889.253         | 1.525.433         | 364.208          | 1.889.641         |
| Vigo                      | 12.974           | 19.208            | 32.182            | 48.890           | 24.399            | 73.289            | 165.849           | 53.910           | 219.759           |
| Vilagarcía                | -                | -                 | -                 | -                | 3.946             | 3.946             | -                 | -                | -                 |
| <b>TOTAL</b>              | <b>6.339.211</b> | <b>16.515.782</b> | <b>22.854.993</b> | <b>5.338.935</b> | <b>16.456.120</b> | <b>21.795.055</b> | <b>12.881.358</b> | <b>7.596.079</b> | <b>20.477.437</b> |

\* Incluye tránsito  
Transit included

| Autoridades Portuarias<br>Port Authorities | CHINA             |                  |             | NIGERIA           |                  |             | RUSIA             |                  |             |
|--|-------------------|------------------|-------------|-------------------|------------------|-------------|-------------------|------------------|-------------|
|  | Embarcadas Loaded | Desemb. Unloaded | Total Total | Embarcadas Loaded | Desemb. Unloaded | Total Total | Embarcadas Loaded | Desemb. Unloaded | Total Total |
| A Coruña                                   | -                 | -                | -           | -                 | 147.272          | 147.272     | -                 | 263.822          | 263.822     |
| Alicante                                   | -                 | 23.946           | 23.946      | -                 | -                | -           | 84                | -                | 84          |
| Almería                                    | 3.510             | 10.500           | 14.010      | 565.985           | -                | 565.985     | 83                | 271.241          | 271.324     |
| Avilés                                     | -                 | 167              | 167         | -                 | -                | -           | 7.943             | 413.212          | 421.155     |
| Bahía de Algeciras                         | 1.582.206         | 2.504.157        | 4.086.364   | 1.787.294         | 4.461.320        | 6.248.614   | 164.594           | 1.689.640        | 1.854.234   |
| Bahía de Cádiz                             | 1.616             | -                | 1.616       | 20.699            | 5.226            | 25.925      | -                 | -                | -           |
| Baleares                                   | -                 | -                | -           | -                 | -                | -           | -                 | 1.001            | 1.001       |
| Barcelona                                  | 2.186.513         | 2.963.633        | 5.150.146   | 378.180           | 701.765          | 1.079.945   | 48.120            | 307.928          | 356.048     |
| Bilbao                                     | 164.755           | 595.480          | 760.235     | 14.277            | 684.846          | 699.123     | 77.032            | 3.254.127        | 3.331.159   |
| Cartagena                                  | 167.435           | 43.995           | 211.430     | 1.288             | 903.421          | 904.709     | 6.338             | 1.248.389        | 1.254.727   |
| Castellón                                  | 8                 | -                | 8           | 88.190            | 969.376          | 1.057.567   | 41.920            | 894.599          | 936.519     |
| Ceuta                                      | -                 | 12.600           | 12.600      | -                 | -                | -           | -                 | -                | -           |
| Ferrol-San Cibrao                          | 9.001             | 11.296           | 20.297      | -                 | 133.451          | 133.451     | 4.548             | 276.221          | 280.769     |
| Gijón                                      | 16.116            | 205.910          | 222.026     | 3.961             | -                | 3.961       | 2.146             | 1.878.347        | 1.880.493   |
| Huelva                                     | 1.111.365         | 116.181          | 1.227.546   | 208.116           | 5.785.187        | 5.993.303   | 921               | 665.233          | 666.154     |
| Las Palmas                                 | 123.857           | 95.961           | 219.818     | 42.729            | 5.016            | 47.745      | 22.708            | 506.097          | 528.805     |
| Málaga                                     | 47.093            | 28.121           | 75.214      | 11.329            | 38.080           | 49.409      | 792               | 206              | 998         |
| Marín y Ría de Pontevedra                  | 28.950            | 65.884           | 94.834      | 8.985             | -                | 8.985       | 753               | 10               | 763         |
| Melilla                                    | 144               | 18.066           | 18.210      | -                 | 24               | 24          | -                 | -                | -           |
| Motril                                     | 42.288            | 6.141            | 48.429      | -                 | -                | -           | -                 | 72.584           | 72.584      |
| Pasaia                                     | -                 | -                | -           | -                 | -                | -           | -                 | 54.853           | 54.853      |
| Sta. C. de Tenerife                        | 374               | 32.529           | 32.903      | 30.114            | 499              | 30.613      | -                 | 2.694            | 2.694       |
| Santander                                  | -                 | 16.189           | 16.189      | 9.212             | -                | 9.212       | 59                | 358.345          | 358.404     |
| Sevilla                                    | -                 | 93               | 93          | -                 | -                | -           | 310               | 197.690          | 198.000     |
| Tarragona                                  | 46.409            | 59.912           | 106.321     | 128.085           | 447.356          | 575.441     | 245               | 3.433.899        | 3.434.144   |
| Valencia                                   | 1.840.161         | 4.534.803        | 6.374.964   | 412.227           | 276.259          | 688.486     | 287.227           | 355.483          | 642.710     |
| Vigo                                       | 56.371            | 157.275          | 213.646     | 2.259             | 196              | 2.455       | 4.143             | 11.997           | 16.140      |
| Vilagarcía                                 | -                 | 952              | 952         | -                 | -                | -           | -                 | 9.652            | 9.652       |

|              |                  |                   |                   |                  |                   |                   |                |                   |                   |
|--------------|------------------|-------------------|-------------------|------------------|-------------------|-------------------|----------------|-------------------|-------------------|
| <b>TOTAL</b> | <b>7.428.173</b> | <b>11.503.791</b> | <b>18.931.963</b> | <b>3.712.930</b> | <b>14.559.295</b> | <b>18.272.225</b> | <b>669.966</b> | <b>16.167.270</b> | <b>16.837.235</b> |
|--------------|------------------|-------------------|-------------------|------------------|-------------------|-------------------|----------------|-------------------|-------------------|

\* Incluye tránsito  
Transit included

| Autoridades Portuarias<br>Port Authorities | REINO UNIDO       |                  |                   | ARGELIA           |                  |                   | MÉXICO            |                   |                   |
|--|-------------------|------------------|-------------------|-------------------|------------------|-------------------|-------------------|-------------------|-------------------|
|  | Embarcadas Loaded | Desemb. Unloaded | Total Total       | Embarcadas Loaded | Desemb. Unloaded | Total Total       | Embarcadas Loaded | Desemb. Unloaded  | Total Total       |
| A Coruña                                   | 221.020           | 283.393          | 504.413           | 38.566            | 337.947          | 376.513           | -                 | 1.882.481         | 1.882.481         |
| Alicante                                   | 2.908             | 1.236            | 4.143             | 149.088           | 35.109           | 184.197           | -                 | 282               | 282               |
| Almería                                    | 386.269           | 13.083           | 399.352           | 74.866            | 34.947           | 109.813           | 1.944             | 51                | 1.995             |
| Avilés                                     | 58.417            | 34.880           | 93.297            | 6.176             | 101.107          | 107.283           | 11.644            | 70.737            | 82.381            |
| Bahía de Algeciras                         | 363.911           | 995.306          | 1.359.218         | 549.515           | 617.246          | 1.166.761         | 403.245           | 273.749           | 676.995           |
| Bahía de Cádiz                             | 92.521            | 48.956           | 141.477           | 31.156            | 8.315            | 39.471            | 5.497             | -                 | 5.497             |
| Baleares                                   | 7.544             | 1.813            | 9.357             | -                 | 1.400            | 1.400             | -                 | -                 | -                 |
| Barcelona                                  | 645.759           | 316.092          | 961.852           | 2.390.999         | 817.803          | 3.208.802         | 427.675           | 332.098           | 759.773           |
| Bilbao                                     | 1.998.954         | 1.372.629        | 3.371.583         | 27.406            | 242              | 27.648            | 149.660           | 2.195.073         | 2.344.733         |
| Cartagena                                  | 61.200            | 166.243          | 227.443           | 86.667            | 98.294           | 184.961           | 1.487             | 4.660.998         | 4.662.485         |
| Castellón                                  | 56.511            | 370.254          | 426.765           | 748.714           | 172.016          | 920.730           | -                 | -                 | -                 |
| Ceuta                                      | -                 | 272              | 272               | -                 | 1.565            | 1.565             | -                 | -                 | -                 |
| Ferrol-San Cibrao                          | 133.850           | 259.643          | 393.493           | 15.951            | 68.711           | 84.662            | 38                | -                 | 38                |
| Gijón                                      | 533.956           | 44.292           | 578.248           | 34.803            | -                | 34.803            | 63.745            | 13.742            | 77.487            |
| Huelva                                     | 243.924           | 476.630          | 720.554           | 175.800           | 333.182          | 508.982           | -                 | 257.856           | 257.856           |
| Las Palmas                                 | 35.120            | 264.310          | 299.430           | 4.525             | 9.254            | 13.779            | 947               | 621               | 1.568             |
| Málaga                                     | 128.586           | 67.064           | 195.650           | 20.048            | 5.070            | 25.118            | 7.512             | 627               | 8.139             |
| Marín y Ría de Pontevedra                  | 7.153             | 116.927          | 124.080           | 14.577            | 147              | 14.724            | 15.136            | 1.337             | 16.473            |
| Melilla                                    | -                 | 23               | 23                | -                 | 67               | 67                | -                 | 43                | 43                |
| Motril                                     | 59.358            | 4.538            | 63.896            | 4.010             | -                | 4.010             | 144               | -                 | 144               |
| Pasaia                                     | 563.598           | 124.287          | 687.885           | 17.177            | 28.855           | 46.032            | 30.217            | -                 | 30.217            |
| Sta. C. de Tenerife                        | 1.951             | 61.271           | 63.222            | 464               | 32.845           | 33.309            | -                 | 480               | 480               |
| Santander                                  | 903.972           | 364.112          | 1.268.084         | 29.148            | 26.034           | 55.182            | 251               | 51                | 302               |
| Sevilla                                    | 61.931            | 443.632          | 505.563           | 213.061           | 79.829           | 292.890           | -                 | -                 | -                 |
| Tarragona                                  | 490.035           | 355.599          | 845.634           | 232.362           | 1.706.562        | 1.938.924         | 61                | 624.536           | 624.597           |
| Valencia                                   | 604.924           | 122.459          | 727.383           | 3.128.884         | 915.934          | 4.044.818         | 1.106.907         | 373.068           | 1.479.975         |
| Vigo                                       | 106.239           | 54.189           | 160.428           | 57.415            | -                | 57.415            | 28.259            | 17.297            | 45.556            |
| Vilagarcía                                 | -                 | 85.180           | 85.180            | 10.336            | -                | 10.336            | -                 | -                 | -                 |
| <b>TOTAL</b>                               | <b>7.769.611</b>  | <b>6.448.313</b> | <b>14.217.924</b> | <b>8.061.714</b>  | <b>5.432.481</b> | <b>13.494.194</b> | <b>2.254.369</b>  | <b>10.705.127</b> | <b>12.959.496</b> |

\* Incluye tránsito  
Transit included

| Autoridades Portuarias<br>Port Authorities | PAÍSES BAJOS      |                  |             | FRANCIA           |                  |             | LIBIA             |                  |             |
|--|-------------------|------------------|-------------|-------------------|------------------|-------------|-------------------|------------------|-------------|
|  | Embarcadas Loaded | Desemb. Unloaded | Total Total | Embarcadas Loaded | Desemb. Unloaded | Total Total | Embarcadas Loaded | Desemb. Unloaded | Total Total |
| A Coruña                                   | 328.279           | 109.558          | 437.837     | 381.546           | 554.537          | 936.083     | -                 | 1.852.072        | 1.852.072   |
| Alicante                                   | 14.259            | -                | 14.259      | -                 | 11.119           | 11.119      | -                 | -                | -           |
| Almería                                    | 70.718            | 9.148            | 79.866      | 29.026            | 11.002           | 40.028      | 4.103             | -                | 4.103       |
| Avilés                                     | 200.272           | 42.219           | 242.491     | 120.782           | 277.776          | 398.558     | -                 | 17.941           | 17.941      |
| Bahía de Algeciras                         | 618.697           | 1.040.629        | 1.659.326   | 355.108           | 629.255          | 984.363     | 102.546           | 938.414          | 1.040.960   |
| Bahía de Cádiz                             | 19.895            | 23.067           | 42.962      | 257.872           | 62.557           | 320.429     | 15.629            | -                | 15.629      |
| Baleares                                   | 372               | 940              | 1.312       | 441               | 15.992           | 16.433      | -                 | -                | -           |
| Barcelona                                  | 487.218           | 205.817          | 693.035     | 661.028           | 724.533          | 1.385.561   | 222.090           | 31.605           | 253.695     |
| Bilbao                                     | 1.144.704         | 830.154          | 1.974.858   | 950.528           | 95.224           | 1.045.752   | 1.300             | 1.408.919        | 1.410.219   |
| Cartagena                                  | 507.070           | 93.683           | 600.753     | 614.947           | 78.714           | 693.661     | 48.562            | 1.095.372        | 1.143.934   |
| Castellón                                  | 104.388           | 341.416          | 445.804     | 325.138           | 78.751           | 403.890     | 143.006           | 858.024          | 1.001.031   |
| Ceuta                                      | -                 | 30.655           | 30.655      | -                 | 36.167           | 36.167      | -                 | -                | -           |
| Ferrol-San Cibrao                          | 705.703           | 108.809          | 814.512     | 42.730            | 86.835           | 129.565     | -                 | -                | -           |
| Gijón                                      | 39.632            | 300.808          | 340.440     | 343.598           | 27.660           | 371.258     | 19                | -                | 19          |
| Huelva                                     | 465.957           | 214.945          | 680.902     | 288.110           | 135.980          | 424.090     | 107.835           | 926.587          | 1.034.422   |
| Las Palmas                                 | 67.021            | 1.346.385        | 1.413.406   | 10.182            | 287.604          | 297.786     | 1.266             | 217              | 1.483       |

|                           |                  |                  |                   |                  |                  |                   |                |                  |                  |
|---------------------------|------------------|------------------|-------------------|------------------|------------------|-------------------|----------------|------------------|------------------|
| Málaga                    | 7.823            | 2.796            | 10.619            | 240              | 7.475            | 7.715             | 2.265          | -                | 2.265            |
| Marín y Ría de Pontevedra | 26.484           | 145.179          | 171.663           | 33.793           | 35.541           | 69.334            | 6.011          | -                | 6.011            |
| Melilla                   | 184              | 4.597            | 4.781             | 20               | 649              | 669               | -              | -                | -                |
| Motril                    | 149.358          | 32.862           | 182.220           | -                | 23.436           | 23.436            | -              | -                | -                |
| Pasaia                    | 87.909           | 196.694          | 284.603           | 4.891            | 46.014           | 50.905            | -              | 2.559            | 2.559            |
| Sta. C. de Tenerife       | 1.130            | 321.171          | 322.301           | 174              | 191.848          | 192.022           | -              | -                | -                |
| Santander                 | 76.679           | 111.378          | 188.057           | 56.743           | 170.048          | 226.791           | 2.998          | -                | 2.998            |
| Sevilla                   | 65.044           | 87.539           | 152.583           | 49.556           | 199.637          | 249.193           | -              | -                | -                |
| Tarragona                 | 523.000          | 146.528          | 669.528           | 182.863          | 290.103          | 472.966           | 53.695         | 1.661.045        | 1.714.740        |
| Valencia                  | 231.997          | 493.321          | 725.318           | 458.596          | 1.127.475        | 1.586.071         | 118.641        | 4.250            | 122.891          |
| Vigo                      | 36.400           | 38.852           | 75.252            | 326.465          | 174.700          | 501.165           | 8.232          | -                | 8.232            |
| Vilagarcía                | 60.678           | 8.032            | 68.710            | 62.599           | 54.445           | 117.044           | -              | -                | -                |
| <b>TOTAL</b>              | <b>6.040.871</b> | <b>6.287.182</b> | <b>12.328.053</b> | <b>5.556.976</b> | <b>5.435.078</b> | <b>10.992.054</b> | <b>838.199</b> | <b>8.797.005</b> | <b>9.635.204</b> |

\* Incluye tránsito  
Transit included

| Autoridades Portuarias<br>Port<br>Authorities | ARABIA SAUDÍ      |                  |                  | EGIPTO            |                  |                  | INDIA             |                  |                  |
|---|-------------------|------------------|------------------|-------------------|------------------|------------------|-------------------|------------------|------------------|
|   | Embarcadas Loaded | Desemb. Unloaded | Total Total      | Embarcadas Loaded | Desemb. Unloaded | Total Total      | Embarcadas Loaded | Desemb. Unloaded | Total Total      |
| A Coruña                                      | -                 | -                | -                | 30.514            | 90.009           | 120.523          | -                 | -                | -                |
| Alicante                                      | -                 | -                | -                | 39.440            | 10.711           | 50.150           | -                 | 1.151            | 1.151            |
| Almería                                       | 28                | 3.107            | 3.135            | 89                | 160              | 249              | 234               | 6.361            | 6.595            |
| Avilés  | -                 | -                | -                | 52.172            | 20.413           | 72.585           | -                 | 23.134           | 23.134           |
| Bahía de Algeciras                            | 591.052           | 1.655.393        | 2.246.445        | 580.136           | 3.353.305        | 3.933.441        | 516.908           | 1.443.072        | 1.959.980        |
| Bahía de Cádiz                                | 4.008             | -                | 4.008            | 93.971            | 13.466           | 107.437          | -                 | -                | -                |
| Baleares                                      | -                 | -                | -                | 21                | 1.500            | 1.521            | -                 | -                | -                |
| Barcelona                                     | 638.003           | 1.237.528        | 1.875.531        | 332.875           | 363.147          | 696.022          | 739.027           | 1.747.113        | 2.486.140        |
| Bilbao  | 27.460            | 38.602           | 66.062           | 43.584            | 178.642          | 222.226          | 56.418            | 338.623          | 395.041          |
| Cartagena                                     | 6.862             | 3.480.028        | 3.486.890        | 348.890           | 864.556          | 1.213.446        | 89.903            | 39.358           | 129.261          |
| Castellón                                     | 7.304             | 19.353           | 26.657           | 208.124           | 325.608          | 533.732          | -                 | 13.476           | 13.476           |
| Ceuta   | -                 | -                | -                | -                 | 26               | 26               | -                 | 458              | 458              |
| Ferrol-San Cibrao                             | -                 | -                | -                | 3.676             | 2.500            | 6.176            | -                 | -                | -                |
| Gijón   | 32.062            | 1.746            | 33.808           | 31.983            | 39.860           | 71.843           | 20.777            | 71.979           | 92.756           |
| Huelva  | -                 | 96.162           | 96.162           | 48.287            | 387.166          | 435.453          | -                 | 5.649            | 5.649            |
| Las Palmas                                    | 202               | 47.197           | 47.399           | 1.650             | 15.073           | 16.723           | 38.882            | 30.264           | 69.146           |
| Málaga  | 176.137           | 17.458           | 193.595          | 26.203            | 9.018            | 35.221           | 14.219            | 30.802           | 45.021           |
| Marín y Ría de Pontevedra                     | 31.287            | 133              | 31.420           | 8.488             | 2.815            | 11.303           | 1.820             | 25.775           | 27.595           |
| Melilla                                       | -                 | -                | -                | -                 | 287              | 287              | -                 | 1.817            | 1.817            |
| Motril  | 325               | -                | 325              | -                 | 22.882           | 22.882           | -                 | 16.785           | 16.785           |
| Pasaia  | -                 | -                | -                | 3.509             | 57.949           | 61.458           | -                 | -                | -                |
| Sta. C. de Tenerife                           | 6                 | 475              | 481              | 131               | 55.496           | 55.627           | 2.989             | 2.812            | 5.801            |
| Santander                                     | 10.282            | -                | 10.282           | 8.853             | -                | 8.853            | 114               | 15.942           | 16.056           |
| Sevilla                                       | -                 | -                | -                | -                 | 86.058           | 86.058           | -                 | -                | -                |
| Tarragona                                     | 8.233             | 238.941          | 247.174          | 139.712           | 237.711          | 377.423          | 11.500            | 229.155          | 240.655          |
| Valencia                                      | 813.775           | 370.518          | 1.184.293        | 577.186           | 452.940          | 1.030.126        | 629.637           | 2.265.927        | 2.895.564        |
| Vigo  | 8.349             | 263              | 8.612            | 31.702            | 6.501            | 38.203           | 4.548             | 50.398           | 54.946           |
| Vilagarcía                                    | -                 | 30.845           | 30.845           | -                 | 26.305           | 26.305           | -                 | -                | -                |
| <b>TOTAL</b>                                  | <b>2.355.374</b>  | <b>7.237.749</b> | <b>9.593.124</b> | <b>2.611.196</b>  | <b>6.624.103</b> | <b>9.235.299</b> | <b>2.126.977</b>  | <b>6.360.051</b> | <b>8.487.027</b> |

\* Incluye tránsito  
Transit included

| Autoridades Portuarias<br>Port<br>Authorities | CANADÁ            |                  |             | UCRANIA           |                  |             | BÉLGICA           |                  |             |
|---|-------------------|------------------|-------------|-------------------|------------------|-------------|-------------------|------------------|-------------|
|   | Embarcadas Loaded | Desemb. Unloaded | Total Total | Embarcadas Loaded | Desemb. Unloaded | Total Total | Embarcadas Loaded | Desemb. Unloaded | Total Total |
| A Coruña                                      | -                 | 64.270           | 64.270      | -                 | 424.229          | 424.229     | 366.410           | 176.800          | 543.210     |
| Alicante                                      | -                 | 142              | 142         | -                 | -                | -           | -                 | -                | -           |
| Almería                                       | 270.967           | -                | 270.967     | -                 | 23.850           | 23.850      | 4.011             | -                | 4.011       |
| Avilés  | 14.312            | -                | 14.312      | 90.990            | 46.267           | 137.257     | 36.024            | 7.334            | 43.358      |

|                           |                  |                  |                  |                |                  |                  |                  |                  |                  |
|---------------------------|------------------|------------------|------------------|----------------|------------------|------------------|------------------|------------------|------------------|
| Bahía de Algeciras        | 645.330          | 274.931          | 920.261          | 160.525        | 250.597          | 411.122          | 417.625          | 781.480          | 1.199.105        |
| Bahía de Cádiz            | 276              | 37.533           | 37.809           | 995            | 134.065          | 135.060          | 14.633           | 7.566            | 22.199           |
| Baleares                  | -                | -                | -                | -              | -                | -                | 123              | -                | 123              |
| Barcelona                 | 305.188          | 1.591.894        | 1.897.083        | 17.998         | 326.225          | 344.224          | 347.262          | 306.105          | 653.367          |
| Bilbao                    | 98.284           | 198.764          | 297.048          | 8.850          | 223.481          | 232.331          | 754.821          | 250.835          | 1.005.656        |
| Cartagena                 | 762              | 152.758          | 153.520          | 20.332         | 1.251.469        | 1.271.801        | 70.394           | 12.793           | 83.187           |
| Castellón                 | 141.914          | 3.245            | 145.159          | 58.646         | 1.470.260        | 1.528.905        | 14.932           | 24.247           | 39.179           |
| Ceuta                     | -                | 160              | 160              | -              | 172              | 172              | -                | 1.600            | 1.600            |
| Ferrol-San Cibrao         | 196              | 1.000            | 1.196            | 1.892          | 31.000           | 32.892           | 39.534           | 82.509           | 122.043          |
| Gijón                     | 18.419           | 2.289.529        | 2.307.948        | 5.268          | 266.049          | 271.317          | 226.594          | 24.942           | 251.536          |
| Huelva                    | -                | 135.539          | 135.539          | 1.529          | 347.472          | 349.001          | 708.394          | 48.325           | 756.719          |
| Las Palmas                | 1.484            | 3.488            | 4.972            | 6.079          | 772              | 6.851            | 51.287           | 233.281          | 284.568          |
| Málaga                    | 48.352           | 28.299           | 76.651           | 1.986          | 187.697          | 189.683          | 5.945            | 29.313           | 35.258           |
| Marín y Ría de Pontevedra | 1.312            | 33.040           | 34.352           | 2.797          | 92.652           | 95.449           | 16.688           | 3.035            | 19.723           |
| Melilla                   | -                | 220              | 220              | -              | 32               | 32               | -                | 612              | 612              |
| Motril                    | -                | 6.349            | 6.349            | 2.560          | -                | 2.560            | 11.700           | 21.035           | 32.735           |
| Pasaia                    | 45.277           | -                | 45.277           | -              | 48.138           | 48.138           | 247.882          | 233.747          | 481.629          |
| Sta. C. de Tenerife       | 98               | 379              | 477              | -              | 344              | 344              | 4.642            | 99.852           | 104.494          |
| Santander                 | 4.671            | 36.104           | 40.775           | -              | 250.066          | 250.066          | 545.526          | 654.510          | 1.200.036        |
| Sevilla                   | -                | 14.580           | 14.580           | -              | 148.607          | 148.607          | 98.297           | 67.468           | 165.765          |
| Tarragona                 | -                | 287.529          | 287.529          | -              | 1.606.685        | 1.606.685        | 47.104           | 189.021          | 236.125          |
| Valencia                  | 1.063.382        | 502.017          | 1.565.399        | 80.249         | 734.213          | 814.462          | 273.325          | 563.509          | 836.834          |
| Vigo                      | 92.511           | 3.732            | 96.243           | 7.738          | 418              | 8.156            | 135.007          | 43.742           | 178.749          |
| Vilagarcía                | 33.009           | 32.349           | 65.358           | -              | 99.046           | 99.046           | -                | -                | -                |
| <b>TOTAL</b>              | <b>2.785.745</b> | <b>5.697.851</b> | <b>8.483.596</b> | <b>468.434</b> | <b>7.963.806</b> | <b>8.432.240</b> | <b>4.438.160</b> | <b>3.863.662</b> | <b>8.301.822</b> |

\* Incluye tránsito  
Transit included

| Autoridades Portuarias<br>Port Authorities | PORTUGAL          |                  |             | INDONESIA         |                  |             | GUINEA            |                  |             |
|--|-------------------|------------------|-------------|-------------------|------------------|-------------|-------------------|------------------|-------------|
|  | Embarcadas Loaded | Desemb. Unloaded | Total Total | Embarcadas Loaded | Desemb. Unloaded | Total Total | Embarcadas Loaded | Desemb. Unloaded | Total Total |
| A Coruña                                   | 115.868           | -                | 115.868     | -                 | 34.374           | 34.374      | -                 | -                | -           |
| Alicante                                   | -                 | -                | -           | -                 | 75               | 75          | 37.201            | -                | 37.201      |
| Almería                                    | -                 | -                | -           | -                 | 12               | 12          | -                 | -                | -           |
| Avilés                                     | 46.572            | 60.638           | 107.210     | -                 | 16.773           | 16.773      | -                 | -                | -           |
| Bahía de Algeciras                         | 1.264.042         | 1.776.572        | 3.040.614   | 83.445            | 271.253          | 354.697     | 626.459           | 39.638           | 666.097     |
| Bahía de Cádiz                             | 431               | 3.981            | 4.412       | 9                 | -                | 9           | -                 | -                | -           |
| Baleares                                   | 18.095            | 304              | 18.399      | -                 | -                | -           | -                 | -                | -           |
| Barcelona                                  | 78.241            | 319.769          | 398.010     | 344.219           | 484.660          | 828.879     | 15.883            | 1.492            | 17.375      |
| Bilbao                                     | 118.910           | 17.950           | 136.860     | 14.618            | 169.166          | 183.784     | 2.264             | 2.743            | 5.007       |
| Cartagena                                  | 175.919           | 2.163            | 178.082     | 366               | 156.893          | 157.259     | 438               | 85               | 523         |
| Castellón                                  | 72.841            | 273.660          | 346.501     | -                 | 339.778          | 339.778     | 4.530             | -                | 4.530       |
| Ceuta                                      | -                 | 9.169            | 9.169       | -                 | 1.122            | 1.122       | -                 | -                | -           |
| Ferrol-San Cibrao                          | 422.219           | 45.917           | 468.136     | -                 | 2.368.038        | 2.368.038   | -                 | 3.878.583        | 3.878.583   |
| Gijón                                      | 34.315            | 159.662          | 193.977     | 14.283            | 232              | 14.515      | 11.864            | -                | 11.864      |
| Huelva                                     | 472.181           | 107.642          | 579.823     | 979               | 668.798          | 669.777     | 4.543             | -                | 4.543       |
| Las Palmas                                 | 125.818           | 409.910          | 535.728     | 114               | 13.730           | 13.844      | 213.844           | 5.188            | 219.032     |
| Málaga                                     | 2.233             | 240              | 2.473       | 200               | 6.944            | 7.144       | 114.703           | 7.120            | 121.823     |
| Marín y Ría de Pontevedra                  | 98                | -                | 98          | 234               | 22.224           | 22.458      | 3.812             | 39               | 3.851       |
| Melilla                                    | -                 | 97               | 97          | -                 | 271              | 271         | -                 | -                | -           |
| Motril                                     | 3.515             | 15.647           | 19.162      | -                 | -                | -           | 110               | -                | 110         |
| Pasaia                                     | -                 | 11.288           | 11.288      | -                 | -                | -           | -                 | -                | -           |
| Sta. C. de Tenerife                        | 45.838            | 75.662           | 121.500     | 286               | 2.099            | 2.385       | 78                | -                | 78          |
| Santander                                  | 17.917            | 37.726           | 55.643      | 212               | -                | 212         | 632               | -                | 632         |
| Sevilla                                    | 70.877            | 96               | 70.973      | -                 | -                | -           | -                 | -                | -           |
| Tarragona                                  | 73.863            | 87.065           | 160.928     | -                 | 267.783          | 267.783     | -                 | -                | -           |

|              |                  |                  |                  |                |                  |                  |                  |                  |                  |
|--------------|------------------|------------------|------------------|----------------|------------------|------------------|------------------|------------------|------------------|
| Valencia     | 212.611          | 117.331          | 329.942          | 72.161         | 263.846          | 336.007          | 57.278           | 3.565            | 60.843           |
| Vigo         | 25.273           | 93.908           | 119.181          | 7.720          | 33.512           | 41.232           | 1.499            | -                | 1.499            |
| Vilagarcía   | 137              | -                | 137              | -              | -                | -                | -                | -                | -                |
| <b>TOTAL</b> | <b>3.397.815</b> | <b>3.626.398</b> | <b>7.024.212</b> | <b>538.846</b> | <b>5.121.582</b> | <b>5.660.428</b> | <b>1.095.138</b> | <b>3.938.453</b> | <b>5.033.591</b> |

\* Incluye tránsito  
Transit included

| Autoridades Portuarias<br>Port Authorities | SUDÁFRICA         |                  |                  | ARGENTINA         |                  |                  | GIBRALTAR         |                  |                  |
|--|-------------------|------------------|------------------|-------------------|------------------|------------------|-------------------|------------------|------------------|
|  | Embarcadas Loaded | Desemb. Unloaded | Total Total      | Embarcadas Loaded | Desemb. Unloaded | Total Total      | Embarcadas Loaded | Desemb. Unloaded | Total Total      |
| A Coruña                                   | -                 | -                | -                | -                 | 462.739          | 462.739          | 72.006            | -                | 72.006           |
| Alicante                                   | -                 | 317              | 317              | 16.555            | 309              | 16.864           | 2                 | -                | 2                |
| Almería                                    | 1.054             | 157.471          | 158.525          | 4.388             | -                | 4.388            | -                 | -                | -                |
| Avilés                                     | -                 | 20.004           | 20.004           | 40.729            | 11.200           | 51.929           | -                 | -                | -                |
| Bahía de Algeciras                         | 1.069.778         | 913.433          | 1.983.211        | 134.995           | 438.562          | 573.557          | 2.459.835         | 58.453           | 2.518.287        |
| Bahía de Cádiz                             | -                 | 30.904           | 30.904           | 82.307            | 85.411           | 167.718          | -                 | -                | -                |
| Baleares                                   | 65                | -                | 65               | -                 | -                | -                | -                 | -                | -                |
| Barcelona                                  | 192.026           | 74.731           | 266.757          | 99.899            | 270.332          | 370.231          | 227.381           | 953              | 228.334          |
| Bilbao                                     | 118.882           | 86.603           | 205.485          | 52.357            | 28.597           | 80.954           | 107.508           | -                | 107.508          |
| Cartagena                                  | 29.924            | 951              | 30.875           | 1.889             | 246.790          | 248.679          | 186.844           | 434              | 187.278          |
| Castellón                                  | 19.291            | 17.082           | 36.372           | 28                | 21.573           | 21.601           | 197.208           | -                | 197.208          |
| Ceuta                                      | -                 | 52               | 52               | -                 | 115              | 115              | 30.493            | -                | 30.493           |
| Ferrol-San Cibrao                          | -                 | -                | -                | -                 | -                | -                | 8.903             | 38               | 8.941            |
| Gijón                                      | 7.607             | 8.473            | 16.080           | 16.397            | 27.567           | 43.964           | -                 | -                | -                |
| Huelva                                     | 4.004             | -                | 4.004            | 36.771            | 481.695          | 518.466          | 565.105           | 40.232           | 605.337          |
| Las Palmas                                 | 536.241           | 544.282          | 1.080.523        | 143               | 20.021           | 20.164           | 1.825             | 8.055            | 9.880            |
| Málaga                                     | 3.333             | 119              | 3.452            | 6.154             | 232.413          | 238.567          | -                 | 7                | 7                |
| Marín y Ría de Pontevedra                  | 13.678            | 3.982            | 17.660           | 1.255             | 69.917           | 71.172           | -                 | -                | -                |
| Melilla                                    | -                 | 115              | 115              | -                 | 102              | 102              | -                 | -                | -                |
| Motril                                     | -                 | -                | -                | 1.468             | -                | 1.468            | -                 | -                | -                |
| Pasaia                                     | -                 | -                | -                | 30.913            | -                | 30.913           | -                 | -                | -                |
| Sta. C. de Tenerife                        | 35                | 1.433            | 1.468            | -                 | 8.993            | 8.993            | -                 | -                | -                |
| Santander                                  | 26.914            | 147.875          | 174.789          | 92.345            | 139.099          | 231.444          | -                 | -                | -                |
| Sevilla                                    | -                 | -                | -                | -                 | -                | -                | 4                 | 9                | 13               |
| Tarragona                                  | 393               | 338.425          | 338.818          | -                 | 726.539          | 726.539          | 85.232            | -                | 85.232           |
| Valencia                                   | 247.006           | 114.172          | 361.178          | 177.540           | 447.712          | 625.252          | -                 | 1.519            | 1.519            |
| Vigo                                       | 14.335            | 109.843          | 124.178          | 9.809             | 63.422           | 73.231           | -                 | -                | -                |
| Vilagarcía                                 | -                 | -                | -                | -                 | 27.231           | 27.231           | 1                 | -                | 1                |
| <b>TOTAL</b>                               | <b>2.284.566</b>  | <b>2.570.267</b> | <b>4.854.832</b> | <b>805.942</b>    | <b>3.810.339</b> | <b>4.616.281</b> | <b>3.942.347</b>  | <b>109.700</b>   | <b>4.052.046</b> |

\* Incluye tránsito  
Transit included

| Autoridades Portuarias<br>Port Authorities | NORUEGA           |                  |             | QATAR             |                  |             | EMIRATOS ÁRABES UNIDOS |                  |             |
|--|-------------------|------------------|-------------|-------------------|------------------|-------------|------------------------|------------------|-------------|
|  | Embarcadas Loaded | Desemb. Unloaded | Total Total | Embarcadas Loaded | Desemb. Unloaded | Total Total | Embarcadas Loaded      | Desemb. Unloaded | Total Total |
| A Coruña                                   | 140.622           | 112.567          | 253.189     | -                 | -                | -           | -                      | -                | -           |
| Alicante                                   | 4.051             | 6                | 4.057       | -                 | -                | -           | -                      | 30               | 30          |
| Almería                                    | 28.612            | 49.939           | 78.551      | 281               | 9                | 290         | 203                    | 110              | 313         |
| Avilés                                     | 143.961           | 6.016            | 149.977     | -                 | -                | -           | -                      | -                | -           |
| Bahía de Algeciras                         | 21.226            | 190.247          | 211.473     | 69.022            | 217.170          | 286.192     | 335.529                | 839.273          | 1.174.802   |
| Bahía de Cádiz                             | 96.680            | 590              | 97.270      | 14.386            | -                | 14.386      | 14.973                 | -                | 14.973      |
| Baleares                                   | 374               | 339              | 713         | -                 | -                | -           | -                      | -                | -           |
| Barcelona                                  | 4.957             | 128.243          | 133.200     | 140.084           | 1.560.069        | 1.700.153   | 1.009.638              | 222.345          | 1.231.984   |
| Bilbao                                     | 53.629            | 1.390.080        | 1.443.709   | 7.913             | 60.177           | 68.090      | 42.517                 | 17.920           | 60.437      |
| Cartagena                                  | 2.701             | 156.970          | 159.671     | 179               | 622.946          | 623.125     | 6.181                  | 5.674            | 11.855      |
| Castellón                                  | 13.319            | 68.625           | 81.944      | -                 | -                | -           | 3.884                  | 11.183           | 15.067      |
| Ceuta                                      | -                 | 8                | 8           | -                 | -                | -           | -                      | 819              | 819         |
| Ferrol-San Cibrao                          | 378.257           | 88.869           | 467.126     | -                 | -                | -           | -                      | -                | -           |

|                           |                |                  |                  |                |                  |                  |                  |                  |                  |
|---------------------------|----------------|------------------|------------------|----------------|------------------|------------------|------------------|------------------|------------------|
| Gijón                     | 17.875         | 48.654           | 66.529           | 2.430          | 7                | 2.437            | 45.912           | 5.352            | 51.264           |
| Huelva                    | 13.330         | 171.734          | 185.064          | -              | 300.905          | 300.905          | -                | -                | -                |
| Las Palmas                | 956            | 10.496           | 11.452           | -              | 2.927            | 2.927            | 1.098            | 18.783           | 19.881           |
| Málaga                    | 24             | 266              | 290              | 922            | 5.858            | 6.780            | 9.206            | 4.979            | 14.185           |
| Marín y Ría de Pontevedra | 16             | 21               | 37               | 3.798          | 345              | 4.143            | 15.459           | 8.477            | 23.936           |
| Melilla                   | -              | -                | -                | -              | 115              | 115              | 26               | 110              | 136              |
| Motril                    | -              | 59.657           | 59.657           | -              | -                | -                | -                | -                | -                |
| Pasaia                    | 688            | 204              | 892              | -              | -                | -                | -                | -                | -                |
| Sta. C. de Tenerife       | 8              | 2.358            | 2.366            | -              | 2.472            | 2.472            | 699              | 547              | 1.246            |
| Santander                 | 4.553          | 25.937           | 30.490           | -              | -                | -                | 65               | -                | 65               |
| Sevilla                   | 1.191          | 163.887          | 165.078          | -              | -                | -                | -                | -                | -                |
| Tarragona                 | 9.737          | 216.957          | 226.694          | 33.285         | 60               | 33.345           | 93               | 48.111           | 48.204           |
| Valencia                  | 25.896         | 42.028           | 67.924           | 127.614        | 746.848          | 874.462          | 674.285          | 496.907          | 1.171.192        |
| Vigo                      | 15.885         | 9.798            | 25.683           | 10.416         | 2.705            | 13.121           | 10.303           | 720              | 11.023           |
| Vilagarcía                | -              | 114.810          | 114.810          | -              | -                | -                | -                | -                | -                |
| <b>TOTAL</b>              | <b>978.548</b> | <b>3.059.306</b> | <b>4.037.854</b> | <b>410.330</b> | <b>3.522.613</b> | <b>3.932.943</b> | <b>2.170.071</b> | <b>1.681.341</b> | <b>3.851.412</b> |

\* Incluye tránsito  
Transit included

| Autoridades Portuarias<br>Port Authorities | ANGOLA            |                  |                  | IRAK              |                  |                  | COLOMBIA          |                  |                  |
|--|-------------------|------------------|------------------|-------------------|------------------|------------------|-------------------|------------------|------------------|
|  | Embarcadas Loaded | Desemb. Unloaded | Total Total      | Embarcadas Loaded | Desemb. Unloaded | Total Total      | Embarcadas Loaded | Desemb. Unloaded | Total Total      |
| A Coruña                                   | -                 | 29.776           | 29.776           | -                 | 29.631           | 29.631           | 726               | -                | 726              |
| Alicante                                   | -                 | -                | -                | -                 | -                | -                | 98.117            | -                | 98.117           |
| Almería                                    | -                 | -                | -                | -                 | -                | -                | 227               | 434.956          | 435.183          |
| Avilés                                     | -                 | -                | -                | -                 | -                | -                | -                 | -                | -                |
| Bahía de Algeciras                         | 1.057.025         | 201.647          | 1.258.672        | 62.871            | 12               | 62.883           | 256.201           | 141.451          | 397.652          |
| Bahía de Cádiz                             | 25.830            | -                | 25.830           | 370               | -                | 370              | -                 | -                | -                |
| Baleares                                   | 193               | -                | 193              | -                 | -                | -                | -                 | -                | -                |
| Barcelona                                  | 15.074            | 67.334           | 82.408           | 52.566            | -                | 52.566           | 190.394           | 202.298          | 392.692          |
| Bilbao                                     | 2.726             | 230.971          | 233.697          | 1.288             | 612.033          | 613.321          | 58.879            | 5.605            | 64.484           |
| Cartagena                                  | 20                | 175.954          | 175.974          | -                 | 1.906.048        | 1.906.048        | 30.561            | 2.983            | 33.544           |
| Castellón                                  | 918               | 2                | 920              | -                 | -                | -                | -                 | 4.200            | 4.200            |
| Ceuta                                      | -                 | -                | -                | -                 | -                | -                | -                 | 42               | 42               |
| Ferrol-San Cibrao                          | -                 | -                | -                | -                 | -                | -                | -                 | 7.613            | 7.613            |
| Gijón                                      | 3.378             | -                | 3.378            | 776               | -                | 776              | 86.831            | 900.552          | 987.383          |
| Huelva                                     | 213               | 3.222            | 3.435            | -                 | 678.299          | 678.299          | 7.000             | 91.052           | 98.052           |
| Las Palmas                                 | 79.372            | 4.326            | 83.698           | -                 | -                | -                | 36                | 809              | 845              |
| Málaga                                     | 25.806            | 6.808            | 32.614           | 1.367             | -                | 1.367            | 1.963             | 31               | 1.994            |
| Marín y Ría de Pontevedra                  | 831               | 31               | 862              | 206               | -                | 206              | 7.406             | 25.600           | 33.006           |
| Melilla                                    | -                 | -                | -                | -                 | -                | -                | -                 | -                | -                |
| Motril                                     | -                 | -                | -                | -                 | 6.273            | 6.273            | -                 | -                | -                |
| Pasaia                                     | -                 | -                | -                | -                 | -                | -                | 28.482            | -                | 28.482           |
| Sta. C. de Tenerife                        | -                 | 5                | 5                | -                 | -                | -                | 7                 | 690              | 697              |
| Santander                                  | -                 | -                | -                | 77                | -                | 77               | 26.680            | -                | 26.680           |
| Sevilla                                    | -                 | -                | -                | -                 | -                | -                | 21                | -                | 21               |
| Tarragona                                  | 389               | 1.713.057        | 1.713.446        | -                 | -                | -                | 1                 | 234.819          | 234.820          |
| Valencia                                   | 139.643           | 5.886            | 145.529          | 111.917           | 1.146            | 113.063          | 288.525           | 90.479           | 379.004          |
| Vigo                                       | 1.558             | 34.892           | 36.450           | 74                | -                | 74               | 7.222             | 666              | 7.888            |
| Vilagarcía                                 | -                 | -                | -                | -                 | -                | -                | -                 | -                | -                |
| <b>TOTAL</b>                               | <b>1.352.976</b>  | <b>2.473.911</b> | <b>3.826.887</b> | <b>231.512</b>    | <b>3.233.442</b> | <b>3.464.955</b> | <b>1.089.279</b>  | <b>2.143.845</b> | <b>3.233.124</b> |

\* Incluye tránsito  
Transit included

| Autoridades Portuarias<br>Port Authorities | ISRAEL            |                  |             | ALEMANIA          |                  |             | VENEZUELA         |                  |             |
|--|-------------------|------------------|-------------|-------------------|------------------|-------------|-------------------|------------------|-------------|
|  | Embarcadas Loaded | Desemb. Unloaded | Total Total | Embarcadas Loaded | Desemb. Unloaded | Total Total | Embarcadas Loaded | Desemb. Unloaded | Total Total |



|                           |                  |                  |                  |                  |                  |                  |                |                  |                  |
|---------------------------|------------------|------------------|------------------|------------------|------------------|------------------|----------------|------------------|------------------|
| A Coruña                  | 7.021            | -                | 7.021            | -                | 121.234          | 121.234          | 34.012         | 234.770          | 268.782          |
| Alicante                  | -                | 79               | 79               | -                | -                | -                | -              | -                | -                |
| Almería                   | 107              | 1.192            | 1.299            | -                | 1.069            | 1.069            | 96             | -                | 96               |
| Avilés                    | 3.931            | -                | 3.931            | 39.264           | 65.593           | 104.857          | -              | 41.732           | 41.732           |
| Bahía de Algeciras        | 244.653          | 528.134          | 772.787          | 254.847          | 421.789          | 676.636          | 86.375         | 8.363            | 94.738           |
| Bahía de Cádiz            | -                | -                | -                | -                | 14.003           | 14.003           | -              | -                | -                |
| Baleares                  | -                | -                | -                | 215              | 300              | 515              | -              | -                | -                |
| Barcelona                 | 226.495          | 195.064          | 421.560          | 70.060           | 57.180           | 127.240          | 7.196          | 7.174            | 14.370           |
| Bilbao                    | 118.189          | 1.292            | 119.481          | 185.355          | 236.669          | 422.024          | 3.021          | 941.927          | 944.948          |
| Cartagena                 | 59.193           | 68.702           | 127.895          | 11.057           | 33.272           | 44.329           | 334.789        | 1.092.056        | 1.426.845        |
| Castellón                 | 209.755          | 28.377           | 238.132          | 260              | 25.483           | 25.743           | -              | -                | -                |
| Ceuta                     | -                | 25               | 25               | -                | 2.602            | 2.602            | -              | -                | -                |
| Ferrol-San Cibrao         | -                | -                | -                | 537              | 16.877           | 17.414           | -              | -                | -                |
| Gijón                     | 5.995            | 407              | 6.402            | 65.212           | 82.384           | 147.596          | 183            | 82.459           | 82.642           |
| Huelva                    | -                | 49.432           | 49.432           | 6.141            | 18.093           | 24.234           | 34.976         | -                | 34.976           |
| Las Palmas                | 1.501            | 67.467           | 68.968           | 21.353           | 110.759          | 132.112          | 193            | 449              | 642              |
| Málaga                    | 1.538            | 354              | 1.892            | 93               | 7.635            | 7.728            | 295            | 100              | 395              |
| Marín y Ría de Pontevedra | 991              | 347              | 1.338            | 55.176           | 37.756           | 92.932           | 586            | 204              | 790              |
| Melilla                   | -                | -                | -                | 23               | 5.602            | 5.625            | -              | -                | -                |
| Motril                    | 11.384           | 26.519           | 37.903           | 1.854            | 85               | 1.939            | -              | -                | -                |
| Pasaia                    | 1.787            | -                | 1.787            | 20.426           | 261.034          | 281.460          | -              | -                | -                |
| Sta. C. de Tenerife       | -                | 2.310            | 2.310            | 3.633            | 44.877           | 48.510           | 557            | 451              | 1.008            |
| Santander                 | 7.350            | -                | 7.350            | 74.560           | 199.148          | 273.708          | 9.311          | 25.612           | 34.923           |
| Sevilla                   | -                | 2.647            | 2.647            | 35.817           | 53.975           | 89.792           | -              | -                | -                |
| Tarragona                 | 81.392           | 122.516          | 203.908          | 79.475           | 114.917          | 194.392          | 34.970         | 62.716           | 97.686           |
| Valencia                  | 601.095          | 539.510          | 1.140.605        | 59.277           | 145.045          | 204.322          | 48.243         | 15.522           | 63.765           |
| Vigo                      | 13.705           | 1.792            | 15.497           | 62.401           | 13.820           | 76.221           | 3.107          | 770              | 3.877            |
| Vilagarcía                | -                | -                | -                | 2                | 1                | 3                | -              | -                | -                |
| <b>TOTAL</b>              | <b>1.596.082</b> | <b>1.636.167</b> | <b>3.232.249</b> | <b>1.047.038</b> | <b>2.091.201</b> | <b>3.138.239</b> | <b>597.910</b> | <b>2.514.305</b> | <b>3.112.215</b> |

\* Incluye tránsito  
Transit included

| Autoridades Portuarias<br>Port Authorities | RUMANÍA           |                  |             | GRECIA            |                  |             | SENEGAL           |                  |             |
|--|-------------------|------------------|-------------|-------------------|------------------|-------------|-------------------|------------------|-------------|
|  | Embarcadas Loaded | Desemb. Unloaded | Total Total | Embarcadas Loaded | Desemb. Unloaded | Total Total | Embarcadas Loaded | Desemb. Unloaded | Total Total |
| A Coruña                                   | 1.715             | 180.029          | 181.744     | 10.467            | 3.155            | 13.622      | 5.986             | -                | 5.986       |
| Alicante                                   | -                 | -                | -           | -                 | 10.663           | 10.663      | 239               | 185              | 425         |
| Almería                                    | 18                | -                | 18          | 56                | 7.797            | 7.853       | 286               | -                | 286         |
| Avilés                                     | -                 | -                | -           | 11.544            | 12.121           | 23.665      | 5.499             | 6.285            | 11.784      |
| Bahía de Algeciras                         | 26.572            | 71.920           | 98.492      | 570.082           | 69.293           | 639.375     | 933.317           | 291.288          | 1.224.605   |
| Bahía de Cádiz                             | -                 | 87.775           | 87.775      | 3.731             | 74.439           | 78.170      | 3.161             | 1.033            | 4.194       |
| Baleares                                   | -                 | -                | -           | 6                 | 199              | 205         | -                 | -                | -           |
| Barcelona                                  | 71.519            | 136.228          | 207.747     | 348.179           | 133.006          | 481.184     | 34.846            | 2.400            | 37.246      |
| Bilbao                                     | 11.554            | 20.186           | 31.740      | 12.316            | 26.859           | 39.175      | 21.145            | 209              | 21.354      |
| Cartagena                                  | 7.203             | 293.229          | 300.432     | 33.010            | 340              | 33.350      | 12.593            | 466              | 13.059      |
| Castellón                                  | 163.371           | 237.722          | 401.093     | 120.808           | 37.600           | 158.408     | 58.522            | 21.698           | 80.220      |
| Ceuta                                      | -                 | -                | -           | -                 | 219              | 219         | -                 | -                | -           |
| Ferrol-San Cibrao                          | -                 | 83.704           | 83.704      | 8                 | -                | 8           | -                 | -                | -           |
| Gijón                                      | 2.945             | 541              | 3.486       | 13.989            | 113              | 14.102      | 1.832             | -                | 1.832       |
| Huelva                                     | 5.000             | 78.927           | 83.927      | 73.155            | -                | 73.155      | 11.899            | 18.510           | 30.409      |
| Las Palmas                                 | 3.267             | 33.052           | 36.319      | 7.953             | 6.992            | 14.945      | 758.326           | 30.771           | 789.097     |
| Málaga                                     | 3.583             | 103.242          | 106.825     | 907               | 4.782            | 5.689       | 2.238             | 12.746           | 14.984      |
| Marín y Ría de Pontevedra                  | 29.793            | 57.676           | 87.469      | 16.913            | -                | 16.913      | 14.065            | 2.417            | 16.482      |
| Melilla                                    | 52                | -                | 52          | -                 | 60               | 60          | 32                | -                | 32          |
| Motril                                     | -                 | -                | -           | 5.325             | -                | 5.325       | 43.341            | -                | 43.341      |
| Pasaia                                     | -                 | -                | -           | 20.394            | -                | 20.394      | -                 | -                | -           |

|                     |                |                  |                  |                  |                |                  |                  |                |                  |
|---------------------|----------------|------------------|------------------|------------------|----------------|------------------|------------------|----------------|------------------|
| Sta. C. de Tenerife | -              | 35.639           | 35.639           | 32               | 131.631        | 131.663          | 2.650            | 184            | 2.834            |
| Santander           | -              | 60.989           | 60.989           | 5.374            | 11.063         | 16.437           | 7.014            | -              | 7.014            |
| Sevilla             | -              | 23.495           | 23.495           | 2.435            | 7.450          | 9.885            | 907              | 2.161          | 3.068            |
| Tarragona           | 6.240          | 641.782          | 648.022          | 390.915          | 44.500         | 435.415          | 30.910           | -              | 30.910           |
| Valencia            | 222.700        | 283.115          | 505.815          | 374.472          | 203.517        | 577.989          | 314.224          | 95.924         | 410.148          |
| Vigo                | 2.975          | 47               | 3.022            | 32.847           | 2.004          | 34.851           | 2.041            | 15.714         | 17.755           |
| Vilagarcía          | -              | -                | -                | -                | -              | -                | 207              | 1.537          | 1.744            |
| <b>TOTAL</b>        | <b>558.507</b> | <b>2.429.298</b> | <b>2.987.806</b> | <b>2.054.918</b> | <b>787.802</b> | <b>2.842.720</b> | <b>2.265.280</b> | <b>503.529</b> | <b>2.768.809</b> |

\* Incluye tránsito  
Transit included

| Autoridades Portuarias<br>Port Authorities | COSTA DE MARFIL   |                  |                  | TRINIDAD Y TOBAGO |                  |                  | GHANA             |                  |                  |
|--|-------------------|------------------|------------------|-------------------|------------------|------------------|-------------------|------------------|------------------|
|  | Embarcadas Loaded | Desemb. Unloaded | Total Total      | Embarcadas Loaded | Desemb. Unloaded | Total Total      | Embarcadas Loaded | Desemb. Unloaded | Total Total      |
| A Coruña                                   | 37.504            | 30.448           | 67.952           | -                 | -                | -                | -                 | 2.100            | 2.100            |
| Alicante                                   | 36.101            | -                | 36.101           | -                 | -                | -                | 244.051           | 47               | 244.097          |
| Almería                                    | 35.500            | -                | 35.500           | -                 | -                | -                | 98.250            | -                | 98.250           |
| Avilés                                     | -                 | 79.326           | 79.326           | -                 | -                | -                | -                 | 2.100            | 2.100            |
| Bahía de Algeciras                         | 610.996           | 748.159          | 1.359.155        | 8.976             | 8.222            | 17.198           | 871.785           | 356.607          | 1.228.392        |
| Bahía de Cádiz                             | 6.003             | 4.768            | 10.771           | -                 | -                | -                | 7.092             | -                | 7.092            |
| Baleares                                   | -                 | -                | -                | -                 | -                | -                | -                 | -                | -                |
| Barcelona                                  | 42.189            | 105.782          | 147.971          | 7.262             | 221.486          | 228.747          | 202.312           | 69.993           | 272.305          |
| Bilbao                                     | 18.042            | 44.037           | 62.079           | 7.175             | 1.167.737        | 1.174.912        | 8.861             | 4.260            | 13.121           |
| Cartagena                                  | 1.310             | 124              | 1.434            | 30                | 268.508          | 268.538          | 7.500             | 29               | 7.529            |
| Castellón                                  | 47.028            | 274.005          | 321.032          | -                 | 93.950           | 93.950           | 143.864           | 6.567            | 150.430          |
| Ceuta                                      | -                 | -                | -                | -                 | -                | -                | -                 | -                | -                |
| Ferrol-San Cibrao                          | -                 | -                | -                | -                 | 171.163          | 171.163          | -                 | 56.350           | 56.350           |
| Gijón                                      | 4.559             | 4.794            | 9.353            | 22                | -                | 22               | 3.307             | 28               | 3.335            |
| Huelva                                     | -                 | -                | -                | -                 | 311.948          | 311.948          | 23.949            | -                | 23.949           |
| Las Palmas                                 | 22.400            | 51.485           | 73.885           | 81                | 42               | 123              | 11.710            | 5.418            | 17.128           |
| Málaga                                     | 36.282            | 3.947            | 40.229           | -                 | -                | -                | 11.716            | 11.216           | 22.932           |
| Marín y Ría de Pontevedra                  | 3.348             | 5.181            | 8.529            | -                 | -                | -                | 2.113             | 2.403            | 4.516            |
| Melilla                                    | -                 | 26               | 26               | -                 | -                | -                | -                 | -                | -                |
| Motril                                     | -                 | -                | -                | -                 | -                | -                | -                 | -                | -                |
| Pasaia                                     | -                 | -                | -                | -                 | -                | -                | 14.804            | -                | 14.804           |
| Sta. C. de Tenerife                        | 1.433             | 13.452           | 14.885           | 31                | 35               | 66               | 16.748            | 490              | 17.238           |
| Santander                                  | 233               | -                | 233              | -                 | 23.073           | 23.073           | 2.319             | -                | 2.319            |
| Sevilla                                    | -                 | -                | -                | -                 | -                | -                | -                 | -                | -                |
| Tarragona                                  | 38.355            | 10.108           | 48.463           | -                 | 42.949           | 42.949           | 798               | 1.129            | 1.927            |
| Valencia                                   | 153.018           | 123.867          | 276.885          | 103.912           | 112.645          | 216.557          | 189.448           | 60.067           | 249.515          |
| Vigo                                       | 3.455             | 4.007            | 7.462            | 218               | 2.569            | 2.787            | 1.363             | 980              | 2.343            |
| Vilagarcía                                 | -                 | -                | -                | -                 | -                | -                | -                 | -                | -                |
| <b>TOTAL</b>                               | <b>1.097.756</b>  | <b>1.503.515</b> | <b>2.601.271</b> | <b>127.706</b>    | <b>2.424.327</b> | <b>2.552.034</b> | <b>1.861.989</b>  | <b>579.784</b>   | <b>2.441.772</b> |

\* Incluye tránsito  
Transit included

| Autoridades Portuarias<br>Port Authorities | IRLANDA           |                  |             | COREA DEL SUR     |                  |             | CAMERÚN           |                  |             |
|--|-------------------|------------------|-------------|-------------------|------------------|-------------|-------------------|------------------|-------------|
|  | Embarcadas Loaded | Desemb. Unloaded | Total Total | Embarcadas Loaded | Desemb. Unloaded | Total Total | Embarcadas Loaded | Desemb. Unloaded | Total Total |
| A Coruña                                   | 67.388            | -                | 67.388      | -                 | -                | -           | -                 | -                | -           |
| Alicante                                   | -                 | -                | -           | -                 | 6                | 6           | -                 | -                | -           |
| Almería                                    | 207.451           | -                | 207.451     | 129               | -                | 129         | 198.570           | -                | 198.570     |
| Avilés                                     | 28.247            | -                | 28.247      | -                 | 4.531            | 4.531       | -                 | -                | -           |
| Bahía de Algeciras                         | 9.604             | 201.620          | 211.224     | 171.707           | 257.118          | 428.826     | 485.788           | 581.894          | 1.067.682   |
| Bahía de Cádiz                             | -                 | 26               | 26          | 77                | -                | 77          | 5.747             | -                | 5.747       |
| Baleares                                   | -                 | -                | -           | 150               | -                | 150         | -                 | -                | -           |
| Barcelona                                  | 40.953            | 523              | 41.476      | 208.689           | 531.705          | 740.394     | 451.886           | 113.471          | 565.357     |
| Bilbao                                     | 338.878           | 165.646          | 504.524     | 22.216            | 184.042          | 206.258     | 8.343             | 7.468            | 15.811      |

|                           |                  |                |                  |                |                  |                  |                  |                |                  |
|---------------------------|------------------|----------------|------------------|----------------|------------------|------------------|------------------|----------------|------------------|
| Cartagena                 | 3.163            | -              | 3.163            | 101.372        | 16.057           | 117.429          | 7.808            | -              | 7.808            |
| Castellón                 | 108.821          | 20.974         | 129.795          | -              | 3.813            | 3.813            | 1.016            | -              | 1.016            |
| Ceuta                     | -                | 9              | 9                | -              | 338              | 338              | -                | -              | -                |
| Ferrol-San Cibrao         | 19.890           | 39.459         | 59.349           | -              | 149              | 149              | -                | -              | -                |
| Gijón                     | 487.178          | 2.620          | 489.798          | 1.477          | 2.566            | 4.043            | 2.716            | 71             | 2.787            |
| Huelva                    | 11.284           | -              | 11.284           | 22.283         | -                | 22.283           | -                | 132.950        | 132.950          |
| Las Palmas                | 462              | 7.045          | 7.507            | 1.380          | 1.878            | 3.258            | 25.033           | 3.564          | 28.597           |
| Málaga                    | 8.205            | 225            | 8.430            | 704            | 4.329            | 5.033            | 1.075            | 175            | 1.250            |
| Marín y Ría de Pontevedra | -                | -              | -                | 5.387          | 6.832            | 12.219           | 4.089            | 2.092          | 6.181            |
| Melilla                   | -                | -              | -                | -              | 148              | 148              | -                | -              | -                |
| Motril                    | 9.761            | -              | 9.761            | 257            | -                | 257              | -                | -              | -                |
| Pasaia                    | 128.332          | 65.521         | 193.853          | -              | -                | -                | -                | -              | -                |
| Sta. C. de Tenerife       | 225              | 2.406          | 2.631            | 49             | 2.183            | 2.232            | 63               | 2.219          | 2.282            |
| Santander                 | 93.620           | 82.415         | 176.035          | 5.008          | 5.423            | 10.431           | 402              | -              | 402              |
| Sevilla                   | 3.176            | 2.633          | 5.809            | -              | -                | -                | -                | -              | -                |
| Tarragona                 | 17.382           | -              | 17.382           | -              | 99.189           | 99.189           | 265              | 1.564          | 1.829            |
| Valencia                  | 101.988          | 8.198          | 110.186          | 228.583        | 396.348          | 624.931          | 152.380          | 126.672        | 279.052          |
| Vigo                      | 4.754            | 565            | 5.319            | 14.994         | 65.337           | 80.331           | 4.539            | 1.552          | 6.091            |
| Vilagarcía                | 76.064           | -              | 76.064           | -              | -                | -                | -                | -              | -                |
| <b>TOTAL</b>              | <b>1.766.826</b> | <b>599.885</b> | <b>2.366.711</b> | <b>784.462</b> | <b>1.581.993</b> | <b>2.366.456</b> | <b>1.349.721</b> | <b>973.692</b> | <b>2.323.413</b> |

\* Incluye tránsito  
Transit included

| Autoridades Portuarias<br>Port Authorities | MALASIA           |                  |                  | SUECIA            |                  |                  | BULGARIA          |                  |                  |
|--|-------------------|------------------|------------------|-------------------|------------------|------------------|-------------------|------------------|------------------|
|  | Embarcadas Loaded | Desemb. Unloaded | Total Total      | Embarcadas Loaded | Desemb. Unloaded | Total Total      | Embarcadas Loaded | Desemb. Unloaded | Total Total      |
| A Coruña                                   | -                 | -                | -                | 30.942            | 23.235           | 54.177           | -                 | 33.906           | 33.906           |
| Alicante                                   | -                 | 4                | 4                | 19.291            | 31.084           | 50.375           | 5.000             | -                | 5.000            |
| Almería                                    | 13                | -                | 13               | 34.883            | 9.901            | 44.784           | 8                 | -                | 8                |
| Avilés                                     | -                 | -                | -                | 5.421             | -                | 5.421            | 4.502             | -                | 4.502            |
| Bahía de Algeciras                         | 199.243           | 255.284          | 454.527          | 53.967            | 246.633          | 300.600          | 24.139            | 57.490           | 81.629           |
| Bahía de Cádiz                             | 284               | 45.784           | 46.068           | 4.911             | 14.152           | 19.063           | 19.055            | 163.309          | 182.364          |
| Baleares                                   | -                 | -                | -                | 127               | 2.144            | 2.271            | -                 | -                | -                |
| Barcelona                                  | 253.134           | 215.641          | 468.775          | 7.493             | 77.393           | 84.885           | 81.092            | 234.376          | 315.468          |
| Bilbao                                     | 10.025            | 64.521           | 74.546           | 287.416           | 88.356           | 375.772          | 20.892            | 6.164            | 27.056           |
| Cartagena                                  | 968               | 39.343           | 40.311           | 24.703            | 193              | 24.896           | 48                | 285.913          | 285.961          |
| Castellón                                  | -                 | 60.360           | 60.360           | 12.633            | 20.170           | 32.803           | 50.348            | 33.823           | 84.171           |
| Ceuta                                      | -                 | 109              | 109              | -                 | 34.768           | 34.768           | -                 | 42               | 42               |
| Ferrol-San Cibrao                          | -                 | -                | -                | 94.047            | 19.763           | 113.810          | -                 | 53.768           | 53.768           |
| Gijón                                      | 11.985            | 66               | 12.051           | 42.144            | 1.572            | 43.716           | 73                | -                | 73               |
| Huelva                                     | -                 | 557.844          | 557.844          | 27.867            | 1.009            | 28.876           | 16.300            | 131.431          | 147.731          |
| Las Palmas                                 | 1.130             | 13.826           | 14.956           | 1.004             | 264.220          | 265.224          | 5.359             | 30.320           | 35.679           |
| Málaga                                     | 315               | 1.430            | 1.745            | 18                | 4.065            | 4.083            | 121               | 59.125           | 59.246           |
| Marín y Ría de Pontevedra                  | 2.075             | 10.937           | 13.012           | 374               | -                | 374              | 341               | 41.557           | 41.898           |
| Melilla                                    | -                 | 201              | 201              | -                 | -                | -                | -                 | 5                | 5                |
| Motril                                     | -                 | -                | -                | 8.617             | 27.336           | 35.953           | -                 | -                | -                |
| Pasaia                                     | -                 | -                | -                | -                 | 259.524          | 259.524          | -                 | -                | -                |
| Sta. C. de Tenerife                        | 869               | 859              | 1.728            | 122               | 47.692           | 47.814           | -                 | 15.658           | 15.658           |
| Santander                                  | -                 | -                | -                | 5.704             | 67.717           | 73.421           | -                 | 2.987            | 2.987            |
| Sevilla                                    | -                 | -                | -                | 28.999            | 27.200           | 56.199           | -                 | 10.950           | 10.950           |
| Tarragona                                  | 127.460           | 26.315           | 153.775          | 12.191            | 73.493           | 85.684           | -                 | 587.255          | 587.255          |
| Valencia                                   | 140.728           | 207.216          | 347.944          | 38.989            | 75.510           | 114.499          | 22.804            | 157.100          | 179.904          |
| Vigo                                       | 3.795             | 23.370           | 27.165           | 5.311             | 2.013            | 7.324            | 2.033             | 194              | 2.227            |
| Vilagarcía                                 | -                 | -                | -                | -                 | 32.001           | 32.001           | -                 | -                | -                |
| <b>TOTAL</b>                               | <b>752.024</b>    | <b>1.523.110</b> | <b>2.275.134</b> | <b>747.174</b>    | <b>1.451.144</b> | <b>2.198.317</b> | <b>252.115</b>    | <b>1.905.373</b> | <b>2.157.488</b> |

\* Incluye tránsito  
Transit included

| Autoridades Portuarias<br>Port<br>Authorities | TÚNEZ             |                  |                  | CHILE             |                  |                  | POLONIA           |                  |                  |
|---|-------------------|------------------|------------------|-------------------|------------------|------------------|-------------------|------------------|------------------|
|   | Embarcadas Loaded | Desemb. Unloaded | Total Total      | Embarcadas Loaded | Desemb. Unloaded | Total Total      | Embarcadas Loaded | Desemb. Unloaded | Total Total      |
| A Coruña                                      | 55.731            | -                | 55.731           | -                 | -                | -                | -                 | 61.362           | 61.362           |
| Alicante                                      | -                 | 4                | 4                | -                 | 949              | 949              | 57.017            | -                | 57.017           |
| Almería                                       | 211               | -                | 211              | 1.993             | 573              | 2.566            | 78                | -                | 78               |
| Avilés  | 24.188            | -                | 24.188           | 327               | 65.914           | 66.241           | 23.054            | 195.640          | 218.694          |
| Bahía de Algeciras                            | 116.951           | 233.319          | 350.271          | 163.103           | 311.559          | 474.663          | 158.554           | 247.872          | 406.425          |
| Bahía de Cádiz                                | 101.021           | -                | 101.021          | -                 | 62.214           | 62.214           | -                 | 36               | 36               |
| Baleares                                      | -                 | -                | -                | -                 | -                | -                | -                 | 73               | 73               |
| Barcelona                                     | 217.292           | 114.810          | 332.102          | 134.556           | 151.952          | 286.508          | 11.855            | 205              | 12.060           |
| Bilbao  | 71.187            | 23.289           | 94.476           | 95.638            | 14.722           | 110.360          | 57.589            | 80.801           | 138.390          |
| Cartagena                                     | 398.702           | 18.673           | 417.375          | 2.415             | 1.135            | 3.550            | 27                | 18               | 45               |
| Castellón                                     | 67.835            | 3.213            | 71.048           | -                 | 32.947           | 32.947           | -                 | -                | -                |
| Ceuta   | -                 | -                | -                | -                 | 169              | 169              | -                 | 1.293            | 1.293            |
| Ferrol-San Cibrao                             | 18.990            | -                | 18.990           | 776               | -                | 776              | 36.000            | 217              | 36.217           |
| Gijón   | 24.428            | 4.705            | 29.133           | 14.858            | 834              | 15.692           | 29.258            | 538.288          | 567.546          |
| Huelva  | 40.543            | -                | 40.543           | 39.359            | 368.390          | 407.749          | 326               | 31.079           | 31.405           |
| Las Palmas                                    | 7.485             | 4.539            | 12.024           | 688               | 7.146            | 7.834            | 1.020             | 25.134           | 26.154           |
| Málaga  | 19.100            | 385              | 19.485           | 438               | 419              | 857              | 122               | 5.940            | 6.062            |
| Marín y Ría de Pontevedra                     | 14.180            | -                | 14.180           | 18.031            | 13.767           | 31.798           | 110.801           | 2.677            | 113.478          |
| Melilla                                       | -                 | 49               | 49               | -                 | -                | -                | -                 | 272              | 272              |
| Motril  | -                 | -                | -                | -                 | 18.773           | 18.773           | 6.673             | -                | 6.673            |
| Pasaia  | 13.092            | -                | 13.092           | 3.051             | -                | 3.051            | 1.450             | 30.505           | 31.955           |
| Sta. C. de Tenerife                           | -                 | 117              | 117              | 50                | 10.104           | 10.154           | 33                | 10.883           | 10.916           |
| Santander                                     | 3.288             | -                | 3.288            | 2.690             | 360              | 3.050            | 34.600            | 12.093           | 46.693           |
| Sevilla                                       | 23.719            | 9.597            | 33.316           | -                 | -                | -                | -                 | 9.475            | 9.475            |
| Tarragona                                     | 29.524            | 108.282          | 137.806          | 21                | -                | 21               | -                 | 4.325            | 4.325            |
| Valencia                                      | 183.377           | 132.213          | 315.590          | 261.993           | 93.307           | 355.300          | 27.362            | 67.363           | 94.725           |
| Vigo  | 32.281            | 16               | 32.297           | 40.724            | 32.252           | 72.976           | 24.322            | 3.871            | 28.193           |
| Vilagarcía                                    | 3.056             | -                | 3.056            | -                 | -                | -                | -                 | 2.846            | 2.846            |
| <b>TOTAL</b>                                  | <b>1.466.181</b>  | <b>653.212</b>   | <b>2.119.393</b> | <b>780.711</b>    | <b>1.187.486</b> | <b>1.968.197</b> | <b>580.141</b>    | <b>1.332.268</b> | <b>1.912.408</b> |

\* Incluye tránsito  
Transit included

| Autoridades Portuarias<br>Port<br>Authorities | MAURITANIA        |                  |             | PERÚ              |                  |             | GUINEA ECUATORIAL |                  |             |
|---|-------------------|------------------|-------------|-------------------|------------------|-------------|-------------------|------------------|-------------|
|   | Embarcadas Loaded | Desemb. Unloaded | Total Total | Embarcadas Loaded | Desemb. Unloaded | Total Total | Embarcadas Loaded | Desemb. Unloaded | Total Total |
| A Coruña                                      | 5.500             | -                | 5.500       | -                 | -                | -           | -                 | 30.142           | 30.142      |
| Alicante                                      | 1.415             | -                | 1.415       | -                 | 1.222            | 1.222       | -                 | -                | -           |
| Almería                                       | -                 | -                | -           | 648               | -                | 648         | -                 | -                | -           |
| Avilés  | 4.126             | -                | 4.126       | -                 | 297.640          | 297.640     | -                 | -                | -           |
| Bahía de Algeciras                            | 456.502           | 368.435          | 824.937     | 117.621           | 195.725          | 313.346     | 89.690            | 10.790           | 100.479     |
| Bahía de Cádiz                                | 2.859             | -                | 2.859       | -                 | -                | -           | -                 | -                | -           |
| Baleares                                      | -                 | -                | -           | -                 | -                | -           | -                 | -                | -           |
| Barcelona                                     | 13.885            | 4.000            | 17.885      | 59.106            | 137.761          | 196.867     | 4.313             | 71.755           | 76.068      |
| Bilbao  | 16.593            | 132              | 16.725      | 33.781            | 206.901          | 240.682     | 3.605             | 386.619          | 390.224     |
| Cartagena                                     | 46                | 622              | 668         | 248               | 692              | 940         | -                 | 38.035           | 38.035      |
| Castellón                                     | 2.521             | -                | 2.521       | -                 | -                | -           | -                 | -                | -           |
| Ceuta   | -                 | -                | -           | -                 | -                | -           | -                 | -                | -           |
| Ferrol-San Cibrao                             | 2.145             | -                | 2.145       | -                 | 71.020           | 71.020      | -                 | 50.059           | 50.059      |
| Gijón   | 437               | 184.337          | 184.774     | 11.788            | 4.213            | 16.001      | 110               | -                | 110         |
| Huelva  | 8.112             | -                | 8.112       | 116.107           | 114.306          | 230.413     | -                 | -                | -           |
| Las Palmas                                    | 358.290           | 100.685          | 458.975     | 82                | 493              | 575         | 18.174            | 88               | 18.262      |
| Málaga  | 693               | 615              | 1.308       | 387               | 660              | 1.047       | 162               | 239              | 401         |
| Marín y Ría de Pontevedra                     | 328               | 1.856            | 2.184       | 30.855            | 22.564           | 53.419      | 736               | -                | 736         |

|                     |                  |                |                  |                |                  |                  |                |                  |                  |
|---------------------|------------------|----------------|------------------|----------------|------------------|------------------|----------------|------------------|------------------|
| Melilla             | 35               | -              | 35               | -              | -                | -                | -              | -                | -                |
| Motril              | -                | -              | -                | -              | -                | -                | -              | -                | -                |
| Pasaia              | -                | -              | -                | -              | -                | -                | -              | -                | -                |
| Sta. C. de Tenerife | 143.215          | 457            | 143.672          | 7              | 973              | 980              | 15             | -                | 15               |
| Santander           | 290              | -              | 290              | 1.944          | 9.979            | 11.923           | -              | -                | -                |
| Sevilla             | 1.068            | 3.957          | 5.025            | -              | -                | -                | -              | -                | -                |
| Tarragona           | -                | -              | -                | -              | -                | -                | 18.711         | 732.765          | 751.476          |
| Valencia            | 95.740           | 8.713          | 104.453          | 154.198        | 99.243           | 253.441          | 202.701        | 94.727           | 297.428          |
| Vigo                | 1.003            | 3.964          | 4.967            | 35.920         | 67.093           | 103.013          | 1.017          | -                | 1.017            |
| Vilagarcía          | 5.622            | 5.031          | 10.653           | -              | -                | -                | -              | 30.952           | 30.952           |
| <b>TOTAL</b>        | <b>1.120.425</b> | <b>682.804</b> | <b>1.803.229</b> | <b>562.692</b> | <b>1.230.485</b> | <b>1.793.177</b> | <b>339.233</b> | <b>1.446.171</b> | <b>1.785.404</b> |

\* Incluye tránsito  
Transit included

| Autoridades Portuarias<br>Port Authorities | VIETNAM           |                  |                  | FINLANDIA         |                  |                  | AUSTRALIA         |                  |                  |
|--|-------------------|------------------|------------------|-------------------|------------------|------------------|-------------------|------------------|------------------|
|  | Embarcadas Loaded | Desemb. Unloaded | Total Total      | Embarcadas Loaded | Desemb. Unloaded | Total Total      | Embarcadas Loaded | Desemb. Unloaded | Total Total      |
| A Coruña                                   | -                 | -                | -                | -                 | 14.678           | 14.678           | -                 | 84.025           | 84.025           |
| Alicante                                   | -                 | 5.999            | 5.999            | -                 | -                | -                | 18                | 1.152            | 1.171            |
| Almería                                    | 56                | -                | 56               | -                 | 33.413           | 33.413           | 4.414             | -                | 4.414            |
| Avilés                                     | -                 | -                | -                | -                 | -                | -                | -                 | 101.724          | 101.724          |
| Bahía de Algeciras                         | 299.101           | 117.102          | 416.203          | 18.457            | 54.000           | 72.458           | 98.322            | 24.739           | 123.062          |
| Bahía de Cádiz                             | 52                | -                | 52               | -                 | 26               | 26               | 15.250            | -                | 15.250           |
| Baleares                                   | -                 | -                | -                | -                 | 736              | 736              | 282               | 7                | 289              |
| Barcelona                                  | 405.220           | 277.532          | 682.752          | 7.268             | 935              | 8.203            | 56.512            | 7.943            | 64.455           |
| Bilbao                                     | 7.766             | 28.135           | 35.901           | 109.213           | 339.996          | 449.209          | 27.690            | 1.220            | 28.910           |
| Cartagena                                  | 319               | 715              | 1.034            | 3.174             | 2.891            | 6.065            | 644               | -                | 644              |
| Castellón                                  | -                 | -                | -                | -                 | 5.798            | 5.798            | -                 | 37.055           | 37.055           |
| Ceuta                                      | -                 | 1.256            | 1.256            | -                 | -                | -                | -                 | 9                | 9                |
| Ferrol-San Cibrao                          | -                 | -                | -                | 35.292            | 52.662           | 87.954           | -                 | -                | -                |
| Gijón                                      | 5.891             | 5.231            | 11.122           | 21.289            | 1.102            | 22.391           | 7.237             | 513.556          | 520.793          |
| Huelva                                     | -                 | -                | -                | 80.013            | 301              | 80.314           | 11.243            | -                | 11.243           |
| Las Palmas                                 | 3.980             | 12.119           | 16.099           | 361               | 28.140           | 28.501           | 178               | 3.109            | 3.287            |
| Málaga                                     | 374               | 682              | 1.056            | 9.236             | 3.652            | 12.888           | 3.636             | 205              | 3.841            |
| Marín y Ría de Pontevedra                  | 2.681             | 4.858            | 7.539            | 35                | -                | 35               | 2.196             | 111              | 2.307            |
| Melilla                                    | 58                | 2.434            | 2.492            | -                 | -                | -                | -                 | -                | -                |
| Motril                                     | -                 | -                | -                | 794               | 6.860            | 7.654            | -                 | -                | -                |
| Pasaia                                     | -                 | -                | -                | 4.700             | 122.250          | 126.950          | -                 | -                | -                |
| Sta. C. de Tenerife                        | -                 | 2.733            | 2.733            | 8                 | 5.485            | 5.493            | -                 | 20               | 20               |
| Santander                                  | 4                 | -                | 4                | 6.793             | 168.493          | 175.286          | 20.209            | -                | 20.209           |
| Sevilla                                    | -                 | -                | -                | 382               | 746              | 1.128            | -                 | -                | -                |
| Tarragona                                  | -                 | 5.599            | 5.599            | -                 | 78.448           | 78.448           | -                 | -                | -                |
| Valencia                                   | 124.098           | 264.859          | 388.957          | 32.661            | 125.670          | 158.331          | 199.202           | 203.449          | 402.651          |
| Vigo                                       | 5.523             | 14.424           | 19.947           | 3.168             | 4.915            | 8.083            | 5.037             | 1.150            | 6.187            |
| Vilagarcía                                 | -                 | -                | -                | -                 | 49.652           | 49.652           | -                 | -                | -                |
| <b>TOTAL</b>                               | <b>855.123</b>    | <b>743.678</b>   | <b>1.598.801</b> | <b>332.845</b>    | <b>1.100.850</b> | <b>1.433.694</b> | <b>452.071</b>    | <b>979.475</b>   | <b>1.431.546</b> |

\* Incluye tránsito  
Transit included

| Autoridades Portuarias<br>Port Authorities | ECUADOR           |                  |             | JAPÓN             |                  |             | PAKISTÁN          |                  |             |
|--|-------------------|------------------|-------------|-------------------|------------------|-------------|-------------------|------------------|-------------|
|  | Embarcadas Loaded | Desemb. Unloaded | Total Total | Embarcadas Loaded | Desemb. Unloaded | Total Total | Embarcadas Loaded | Desemb. Unloaded | Total Total |
| A Coruña                                   | -                 | -                | -           | -                 | 13.501           | 13.501      | -                 | -                | -           |
| Alicante                                   | -                 | 550              | 550         | -                 | -                | -           | -                 | 9                | 9           |
| Almería                                    | 251               | 31               | 282         | 242               | -                | 242         | 58                | -                | 58          |
| Avilés                                     | -                 | -                | -           | -                 | -                | -           | -                 | -                | -           |
| Bahía de Algeciras                         | 90.016            | 552.711          | 642.727     | 248.018           | 43.673           | 291.690     | 160.031           | 230.513          | 390.544     |
| Bahía de Cádiz                             | -                 | -                | -           | 1.072             | -                | 1.072       | 11                | -                | 11          |

|                           |                |                  |                  |                |                |                  |                |                |                  |
|---------------------------|----------------|------------------|------------------|----------------|----------------|------------------|----------------|----------------|------------------|
| Baleares                  | -              | -                | -                | -              | -              | -                | -              | -              | -                |
| Barcelona                 | 60.523         | 279.654          | 340.176          | 320.465        | 202.054        | 522.519          | 263.681        | 68.934         | 332.616          |
| Bilbao                    | 11.237         | 28.856           | 40.093           | 23.268         | 43.768         | 67.036           | 7.463          | 3.747          | 11.210           |
| Cartagena                 | 2.739          | 2.221            | 4.960            | 15.298         | 183            | 15.481           | 439            | 331            | 770              |
| Castellón                 | 462            | -                | 462              | -              | -              | -                | 11             | 156            | 167              |
| Ceuta                     | -              | 96               | 96               | -              | 648            | 648              | -              | 195            | 195              |
| Ferrol-San Cibrao         | -              | -                | -                | -              | -              | -                | -              | -              | -                |
| Gijón                     | 2.856          | 10               | 2.866            | 4.139          | 946            | 5.085            | 7.930          | 34             | 7.964            |
| Huelva                    | -              | -                | -                | 163.035        | -              | 163.035          | -              | -              | -                |
| Las Palmas                | 11             | 4.522            | 4.533            | 2.442          | 5.317          | 7.759            | -              | 5.176          | 5.176            |
| Málaga                    | 9.659          | -                | 9.659            | 2.431          | 245            | 2.676            | 3.571          | 3.689          | 7.260            |
| Marín y Ría de Pontevedra | 3.154          | 29.957           | 33.111           | 3.469          | 305            | 3.774            | 1.100          | 4.593          | 5.693            |
| Melilla                   | -              | -                | -                | -              | 319            | 319              | -              | 139            | 139              |
| Motril                    | -              | -                | -                | -              | -              | -                | -              | 3.593          | 3.593            |
| Pasaia                    | -              | -                | -                | -              | -              | -                | -              | -              | -                |
| Sta. C. de Tenerife       | 21             | 1.448            | 1.469            | -              | 200            | 200              | 575            | 353            | 928              |
| Santander                 | 10.974         | 2                | 10.976           | 7.037          | 1.533          | 8.570            | 34             | -              | 34               |
| Sevilla                   | -              | -                | -                | -              | -              | -                | -              | -              | -                |
| Tarragona                 | -              | -                | -                | -              | -              | -                | 1.000          | 25.572         | 26.572           |
| Valencia                  | 157.117        | 99.548           | 256.665          | 153.282        | 128.674        | 281.956          | 215.311        | 350.265        | 565.576          |
| Vigo                      | 11.757         | 69.466           | 81.223           | 13.339         | 6.077          | 19.416           | 774            | 2.345          | 3.119            |
| Vilagarcía                | -              | -                | -                | -              | -              | -                | -              | -              | -                |
| <b>TOTAL</b>              | <b>360.777</b> | <b>1.069.072</b> | <b>1.429.849</b> | <b>957.536</b> | <b>447.443</b> | <b>1.404.979</b> | <b>661.989</b> | <b>699.645</b> | <b>1.361.634</b> |

\* Incluye tránsito

*Transit included*

| Autoridades Portuarias<br><i>Port Authorities</i> | DINAMARCA         |                  |             | JORDANIA          |                  |             | TOGO              |                  |             |
|---|-------------------|------------------|-------------|-------------------|------------------|-------------|-------------------|------------------|-------------|
|   | Embarcadas Loaded | Desemb. Unloaded | Total Total | Embarcadas Loaded | Desemb. Unloaded | Total Total | Embarcadas Loaded | Desemb. Unloaded | Total Total |
| A Coruña  | -                 | 571              | 571         | -                 | -                | -           | -                 | -                | -           |
| Alicante  | 4.532             | -                | 4.532       | -                 | 15               | 15          | -                 | -                | -           |
| Almería   | 3.137             | 3.533            | 6.670       | 28                | 6.184            | 6.212       | -                 | -                | -           |
| Avilés  | 34.143            | 10.215           | 44.358      | -                 | -                | -           | -                 | -                | -           |
| Bahía de Algeciras                                | 7.364             | 178.979          | 186.344     | 413.392           | 132.036          | 545.428     | 336.317           | 152.651          | 488.968     |
| Bahía de Cádiz                                    | 13.344            | 15.302           | 28.646      | 357               | -                | 357         | -                 | -                | -           |
| Baleares  | 79                | -                | 79          | -                 | -                | -           | -                 | -                | -           |
| Barcelona   | 17.439            | 1.670            | 19.109      | 164.640           | 25.805           | 190.446     | 14.124            | 115.540          | 129.664     |
| Bilbao  | 81.613            | 9.487            | 91.100      | 2.151             | 36               | 2.187       | 3.400             | -                | 3.400       |
| Cartagena   | 8.484             | 7.095            | 15.579      | 55.485            | 7.635            | 63.120      | 468               | -                | 468         |
| Castellón   | 23                | -                | 23          | 90.986            | 20.583           | 111.569     | 6.725             | 7                | 6.732       |
| Ceuta   | -                 | 45.198           | 45.198      | -                 | -                | -           | -                 | -                | -           |
| Ferrol-San Cibrao                                 | 1.035             | 5.102            | 6.137       | 1.933             | -                | 1.933       | -                 | -                | -           |
| Gijón   | 14.507            | 43.765           | 58.272      | 1.156             | -                | 1.156       | 29                | -                | 29          |
| Huelva  | 14.610            | 89.831           | 104.441     | -                 | 17.020           | 17.020      | -                 | -                | -           |
| Las Palmas  | 2.871             | 120.191          | 123.062     | 58                | 428              | 486         | 188.100           | 60.969           | 249.069     |
| Málaga  | 4.300             | 530              | 4.830       | 49.803            | 5.473            | 55.276      | 284               | 5.216            | 5.500       |
| Marín y Ría de Pontevedra                         | 63                | 41.646           | 41.709      | 7.601             | -                | 7.601       | 529               | 23               | 552         |
| Melilla   | -                 | 356              | 356         | 312               | -                | 312         | -                 | -                | -           |
| Motril  | 65.770            | -                | 65.770      | -                 | 1.954            | 1.954       | -                 | -                | -           |
| Pasaia  | 6.822             | 5.988            | 12.810      | -                 | -                | -           | -                 | -                | -           |
| Sta. C. de Tenerife                               | 4                 | 106.667          | 106.671     | -                 | 481              | 481         | 110               | 15.141           | 15.251      |
| Santander   | 9.715             | 12.949           | 22.664      | -                 | 3.450            | 3.450       | -                 | 9.802            | 9.802       |
| Sevilla   | 132.899           | 9.808            | 142.707     | -                 | 15.076           | 15.076      | -                 | -                | -           |
| Tarragona   | 8.335             | 32.841           | 41.176      | -                 | 4.569            | 4.569       | 83.675            | -                | 83.675      |
| Valencia  | 31.106            | 112.910          | 144.016     | 164.150           | 33.811           | 197.961     | 184.966           | 19.278           | 204.244     |
| Vigo  | 1.523             | 8.213            | 9.736       | 1.347             | -                | 1.347       | 89                | -                | 89          |
| Vilagarcía  | 4.317             | -                | 4.317       | -                 | -                | -           | -                 | -                | -           |

|              |                |                |                  |                |                |                  |                |                |                  |
|--------------|----------------|----------------|------------------|----------------|----------------|------------------|----------------|----------------|------------------|
| <b>TOTAL</b> | <b>468.035</b> | <b>862.847</b> | <b>1.330.883</b> | <b>953.400</b> | <b>274.556</b> | <b>1.227.956</b> | <b>818.816</b> | <b>378.627</b> | <b>1.197.443</b> |
|--------------|----------------|----------------|------------------|----------------|----------------|------------------|----------------|----------------|------------------|

\* Incluye tránsito  
Transit included

| Autoridades Portuarias<br>Port Authorities | TAILANDIA         |                  |                  | GAMBIA            |                  |                  | LÍBANO            |                  |                  |
|--|-------------------|------------------|------------------|-------------------|------------------|------------------|-------------------|------------------|------------------|
|  | Embarcadas Loaded | Desemb. Unloaded | Total Total      | Embarcadas Loaded | Desemb. Unloaded | Total Total      | Embarcadas Loaded | Desemb. Unloaded | Total Total      |
| A Coruña                                   | -                 | -                | -                | -                 | -                | -                | 7.097             | -                | 7.097            |
| Alicante                                   | -                 | 367              | 367              | -                 | 72               | 72               | -                 | -                | -                |
| Almería                                    | 7                 | -                | 7                | 1.850             | -                | 1.850            | -                 | 5.214            | 5.214            |
| Avilés                                     | -                 | -                | -                | -                 | -                | -                | 2.417             | -                | 2.417            |
| Bahía de Algeciras                         | 129.570           | 148.358          | 277.928          | 582.454           | 104.497          | 686.951          | 129.659           | 165.524          | 295.182          |
| Bahía de Cádiz                             | 26                | -                | 26               | -                 | -                | -                | 1.665             | -                | 1.665            |
| Baleares                                   | -                 | 108              | 108              | -                 | -                | -                | -                 | -                | -                |
| Barcelona                                  | 158.910           | 140.364          | 299.273          | 10.960            | 384              | 11.343           | 88.083            | 7.053            | 95.137           |
| Bilbao                                     | 74.128            | 41.170           | 115.298          | 483               | -                | 483              | 79.690            | 88               | 79.778           |
| Cartagena                                  | 421               | 3.377            | 3.798            | 1.870             | -                | 1.870            | 42.929            | 12.178           | 55.107           |
| Castellón                                  | -                 | 7.383            | 7.383            | 528               | -                | 528              | 83.016            | 339              | 83.354           |
| Ceuta                                      | -                 | 3.219            | 3.219            | -                 | -                | -                | -                 | -                | -                |
| Ferrol-San Cibrao                          | -                 | -                | -                | -                 | -                | -                | -                 | -                | -                |
| Gijón                                      | 27.324            | 1.662            | 28.986           | -                 | -                | -                | 490               | -                | 490              |
| Huelva                                     | -                 | -                | -                | -                 | -                | -                | 14.389            | -                | 14.389           |
| Las Palmas                                 | 310               | 21.487           | 21.797           | 70.740            | 79.639           | 150.379          | 374               | 30               | 404              |
| Málaga                                     | 1.138             | 2.675            | 3.813            | 176.251           | 7.848            | 184.099          | 1.501             | 21               | 1.522            |
| Marín y Ria de Pontevedra                  | 2.849             | 662              | 3.511            | 440               | 142              | 582              | 222               | -                | 222              |
| Melilla                                    | -                 | 5.447            | 5.447            | -                 | -                | -                | -                 | 21               | 21               |
| Motril                                     | -                 | -                | -                | -                 | -                | -                | -                 | 4.485            | 4.485            |
| Pasaia                                     | -                 | -                | -                | -                 | -                | -                | -                 | -                | -                |
| Sta. C. de Tenerife                        | 339               | 2.005            | 2.344            | 173               | -                | 173              | 16                | 13               | 29               |
| Santander                                  | 243               | 44               | 287              | -                 | -                | -                | 32                | -                | 32               |
| Sevilla                                    | -                 | -                | -                | -                 | -                | -                | -                 | 2.507            | 2.507            |
| Tarragona                                  | 22.972            | 1.097            | 24.069           | -                 | -                | -                | 46.916            | -                | 46.916           |
| Valencia                                   | 93.722            | 201.767          | 295.489          | 24.957            | 571              | 25.528           | 349.503           | 13.344           | 362.847          |
| Vigo                                       | 1.845             | 3.954            | 5.799            | 896               | 219              | 1.115            | 1.478             | -                | 1.478            |
| Vilagarcía                                 | -                 | -                | -                | -                 | -                | -                | -                 | -                | -                |
| <b>TOTAL</b>                               | <b>513.803</b>    | <b>585.146</b>   | <b>1.098.950</b> | <b>871.602</b>    | <b>193.372</b>   | <b>1.064.974</b> | <b>849.477</b>    | <b>210.816</b>   | <b>1.060.293</b> |

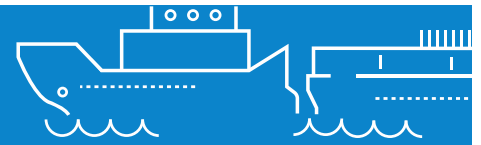
\* Incluye tránsito  
Transit included

| Autoridades Portuarias<br>Port Authorities | LETONIA           |                  |             | BENÍN             |                  |             | TAIWÁN            |                  |             |
|--|-------------------|------------------|-------------|-------------------|------------------|-------------|-------------------|------------------|-------------|
|  | Embarcadas Loaded | Desemb. Unloaded | Total Total | Embarcadas Loaded | Desemb. Unloaded | Total Total | Embarcadas Loaded | Desemb. Unloaded | Total Total |
| A Coruña                                   | -                 | -                | -           | -                 | -                | -           | -                 | -                | -           |
| Alicante                                   | -                 | -                | -           | -                 | -                | -           | -                 | -                | -           |
| Almería                                    | -                 | 9.554            | 9.554       | -                 | -                | -           | 293               | 365              | 658         |
| Avilés                                     | -                 | -                | -           | -                 | -                | -           | -                 | 8.236            | 8.236       |
| Bahía de Algeciras                         | 11.119            | 42.006           | 53.125      | 332.501           | 40.067           | 372.568     | 60.206            | 24.614           | 84.820      |
| Bahía de Cádiz                             | -                 | 28.516           | 28.516      | 5.354             | -                | 5.354       | -                 | -                | -           |
| Baleares                                   | -                 | -                | -           | -                 | -                | -           | -                 | 103              | 103         |
| Barcelona                                  | 3.231             | 1.782            | 5.012       | 57.495            | 4.887            | 62.383      | 66.233            | 123.826          | 190.059     |
| Bilbao                                     | 4.042             | 60.313           | 64.355      | 1.309             | -                | 1.309       | 32.902            | 225.068          | 257.970     |
| Cartagena                                  | 305               | 83.108           | 83.413      | 3.335             | -                | 3.335       | 4.505             | 7.009            | 11.514      |
| Castellón                                  | -                 | 15.000           | 15.000      | 5.842             | 3.693            | 9.535       | -                 | 4.036            | 4.036       |
| Ceuta                                      | -                 | -                | -           | -                 | -                | -           | -                 | -                | -           |
| Ferrol-San Cibrao                          | 35.205            | 1.161            | 36.366      | -                 | -                | -           | -                 | -                | -           |
| Gijón                                      | 5.442             | 395.031          | 400.473     | 44                | -                | 44          | 8.048             | 118              | 8.166       |
| Huelva                                     | 106               | 30.207           | 30.313      | -                 | -                | -           | -                 | 26.327           | 26.327      |
| Las Palmas                                 | 488               | 11.765           | 12.253      | 224.932           | 1.027            | 225.959     | 107               | 546              | 653         |

|                           |               |                |                  |                |               |                |                |                |                |
|---------------------------|---------------|----------------|------------------|----------------|---------------|----------------|----------------|----------------|----------------|
| Málaga                    | -             | 7.671          | 7.671            | 1.031          | 1.582         | 2.613          | 227            | 190            | 417            |
| Marín y Ria de Pontevedra | -             | 7.741          | 7.741            | 1.514          | -             | 1.514          | 797            | 828            | 1.625          |
| Melilla                   | -             | -              | -                | -              | -             | -              | -              | 25             | 25             |
| Motril                    | -             | -              | -                | 40.433         | -             | 40.433         | -              | -              | -              |
| Pasaia                    | -             | 7.694          | 7.694            | -              | -             | -              | -              | -              | -              |
| Sta. C. de Tenerife       | 4             | 7.520          | 7.524            | 3.010          | -             | 3.010          | 13             | 430            | 443            |
| Santander                 | -             | 4.925          | 4.925            | 39             | -             | 39             | 727            | 49.212         | 49.939         |
| Sevilla                   | 24            | 15.980         | 16.004           | -              | -             | -              | -              | -              | -              |
| Tarragona                 | -             | 127.293        | 127.293          | -              | -             | -              | 695            | 16.318         | 17.013         |
| Valencia                  | 21.731        | 59.056         | 80.787           | 207.245        | 15.972        | 223.217        | 118.674        | 138.494        | 257.168        |
| Vigo                      | 1.069         | 4.572          | 5.641            | 960            | -             | 960            | 5.725          | 4.588          | 10.313         |
| Vilagarcía                | -             | -              | -                | -              | -             | -              | -              | -              | -              |
| <b>TOTAL</b>              | <b>82.766</b> | <b>920.895</b> | <b>1.003.661</b> | <b>885.044</b> | <b>67.228</b> | <b>952.272</b> | <b>299.152</b> | <b>630.334</b> | <b>929.485</b> |

\* Incluye tránsito  
*Transit included*





PORT TRAFFIC > Goods traffic > Categories of goods classification (tonnes) > Energetic group > Crude oil

3. Port traffic

3.1. Goods traffic

3.1.1. State-Owned Port System traffic general summary

3.1.2. Total port traffic (tonnes)

3.1.3. Other data of traffic (number)

3.1.4. Total traffic by type of operation and navigation (tonnes)

3.1.5. Total traffic by type of operation (tonnes)

3.1.6. Total traffic by type of navigation (tonnes)

3.1.7. Cabotage traffic goods (tonnes)

3.1.8. Foreign traffic goods (tonnes)

3.1.9. Cabotage and foreign traffic goods (tonnes)

3.1.10. Fish captures. Tonnes and value

3.1.11. Supplies and local traffic (tonnes)

3.1.12. World areas of origin and destination of goods (tonnes)

3.1.13. Goods by country (tonnes)

3.1.14. Categories of goods classification (tonnes)

Energetic group

3.1.14.1. Crude oil

3.1.14.2. Fueloil

3.1.14.3. Gasoil

3.1.14.4. Petrol

3.1.14.6. Other petroleum products

3.1.14.7. Energetic petroleum gases

3.1.14.12. Steam coal and petroleum coke

3.1.14.35. Natural Gas

3.1.14.51. Biofuel

Iron, steel and metallurgical goods group

3.1.14.8. Iron ore

3.1.14.10. Other mineral ores

3.1.14.11. Scrap iron

3.1.14.13. Siderurgical products

3.1.14.36. Other metallurgic products

Non-metallic minerals group

3.1.14.25. Salt

**3.1.14.1 Petróleo crudo (toneladas)**  
*Crude oil (tonnes)*

| Autoridades Portuarias<br>Port Authorities | CABOTAJE<br>CABOTAGE      |                                |  |   |                | EXTERIOR<br>FOREIGN       |                                |  |   |                   | TRÁNSITO<br>TOTAL<br>TRANSIT | TRÁFI-<br>CO<br>TOTAL<br>TRAFFIC |
|--|---------------------------|--------------------------------|--|---|----------------|---------------------------|--------------------------------|--|---|-------------------|------------------------------|----------------------------------|
|  | Embar-<br>cadas<br>Loaded | Desem-<br>barcadas<br>Unloaded | Embar-<br>cadas<br>tránsito<br>Loaded<br>Transit | Desem-<br>barcadas<br>tránsito<br>Unloaded<br>Transit | Total<br>Total | Embar-<br>cadas<br>Loaded | Desem-<br>barcadas<br>Unloaded | Embar-<br>cadas<br>tránsito<br>Loaded<br>Transit | Desem-<br>barcadas<br>tránsito<br>Unloaded<br>Transit | Total<br>Total    |                              |                                  |
| A Coruña                                   | -                         | 152.752                        | -  | -   | 152.752        | -                         | 5.250.452                      | -  | -   | 5.250.452         | -                            | 5.403.204                        |
| Alicante                                   | -                         | -                              | -  | -   | -              | -                         | -                              | -  | -   | -                 | -                            | -                                |
| Almería                                    | -                         | -                              | -  | -   | -              | 15                        | -                              | -  | -   | 15                | -                            | 15                               |
| Avilés                                     | -                         | -                              | -  | -   | -              | -                         | -                              | -  | -   | -                 | -                            | -                                |
| Bahía de Algeciras                         | -                         | -                              | -  | 17.586  | 17.586         | -                         | 10.941.676                     | 385  | 585   | 10.942.646        | 18.557                       | 10.960.232                       |
| Bahía de Cádiz                             | -                         | -                              | -  | -   | -              | -                         | -                              | -  | -   | -                 | -                            | -                                |
| Baleares                                   | 87                        | -                              | -  | -   | 87             | -                         | -                              | -  | -   | -                 | -                            | 87                               |
| Barcelona                                  | 14                        | 23                             | -  | -   | 37             | 23                        | -                              | 192  | 4.650   | 4.865             | 4.842                        | 4.902                            |
| Bilbao                                     | -                         | -                              | -  | -   | -              | -                         | 9.523.106                      | -  | -   | 9.523.106         | -                            | 9.523.106                        |
| Cartagena                                  | -                         | -                              | -  | -   | -              | -                         | 15.758.294                     | 26.060   | 26.060  | 15.810.414        | 52.120                       | 15.810.414                       |
| Castellón                                  | -                         | -                              | -  | -   | -              | -                         | 5.014.487                      | 91   | 91  | 5.014.669         | 182                          | 5.014.669                        |
| Ceuta                                      | -                         | -                              | -  | -   | -              | -                         | -                              | -  | -   | -                 | -                            | -                                |
| Ferrol-San Cibrao                          | -                         | -                              | -  | -   | -              | -                         | -                              | -  | -   | -                 | -                            | -                                |
| Gijón                                      | -                         | -                              | -  | -   | -              | -                         | -                              | -  | -   | -                 | -                            | -                                |
| Huelva                                     | -                         | 86.943                         | -  | -   | 86.943         | -                         | 9.632.069                      | -  | -   | 9.632.069         | -                            | 9.719.013                        |
| Las Palmas                                 | 15                        | 32                             | -  | -   | 47             | 5                         | -                              | -  | -   | 5                 | -                            | 52                               |
| Málaga                                     | -                         | -                              | -  | -   | -              | -                         | -                              | -  | -   | -                 | -                            | -                                |
| Marín y Ria de Pontevedra                  | -                         | -                              | -  | -   | -              | -                         | -                              | -  | -   | -                 | -                            | -                                |
| Melilla                                    | -                         | -                              | -  | -   | -              | -                         | -                              | -  | -   | -                 | -                            | -                                |
| Motril                                     | -                         | -                              | -  | -   | -              | -                         | -                              | -  | -   | -                 | -                            | -                                |
| Pasaia                                     | -                         | -                              | -  | -   | -              | -                         | -                              | -  | -   | -                 | -                            | -                                |
| Sta. C. de Tenerife                        | 36.006                    | -                              | -  | -   | 36.006         | -                         | -                              | -  | -   | -                 | -                            | 36.006                           |
| Santander                                  | -                         | -                              | -  | -   | -              | -                         | -                              | -  | -   | -                 | -                            | -                                |
| Sevilla                                    | -                         | -                              | -  | -   | -              | -                         | -                              | -  | -   | -                 | -                            | -                                |
| Tarragona                                  | -                         | 35.230                         | -  | -   | 35.230         | -                         | 9.687.132                      | -  | -   | 9.687.132         | -                            | 9.722.363                        |
| Valencia                                   | -                         | 16                             | -  | 2   | 18             | -                         | 24                             | 33   | 69  | 126               | 104                          | 144                              |
| Vigo                                       | -                         | -                              | -  | -   | -              | -                         | -                              | -  | -   | -                 | -                            | -                                |
| Vilagarcía                                 | -                         | -                              | -  | -   | -              | -                         | -                              | -  | -   | -                 | -                            | -                                |
| <b>TOTAL</b>                               | <b>36.122</b>             | <b>274.997</b>                 | <b>-</b>   | <b>17.588</b>   | <b>328.707</b> | <b>43</b>                 | <b>65.807.240</b>              | <b>26.761</b>                                    | <b>31.456</b>   | <b>65.865.500</b> | <b>75.805</b>                | <b>66.194.207</b>                |

\* No incluye transbordo, pesca, avituallamiento ni tráfico interior  
*Transshipment, fish captures, supplies and local traffic not included*

3.1.14.52. Non-metallic minerals group

**Fertilizers group**

3.1.14.14. Phosphates

3.1.14.15. Potash

3.1.14.16. Natural and artificial fertilizers

**Chemical products group**

3.1.14.17. Chemical products

**Building materials group**

3.1.14.5. Asphalt

3.1.14.18. Cement and clinker

3.1.14.20. Manufactured building materials

**Agricultural and food products group**

3.1.14.21. Cereals and their flours

3.1.14.22. Soybeans

3.1.14.23. Fruits and vegetables

3.1.14.24. Wines, drinks and spirits

3.1.14.27. Tinned foods

3.1.14.28. Tobacco, cacao, coffee and spices

3.1.14.29. Oils and greases

3.1.14.30. Other foods

3.1.14.33. Chilled and frozen fish

3.1.14.37. Animal feed and fodder

**Other goods group**

3.1.14.19. Woods and cork

3.1.14.26. Paper and pulp

3.1.14.31. Machinery, tools and spares

3.1.14.34. Other goods

**Vehicles and transport items group**

3.1.14.32. Vehicles and parts

3.1.14.38. Ro-ro traffic tare weights

3.1.14.39. Containers tare weights

3.1.15. Transhipped goods (tonnes)

3.1.16. Classification of goods by transport facilities used when entering or leaving the port (tonnes)

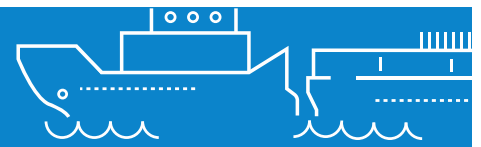
3.1.17. Foreign and cabotage trade (tonnes)

**3.2. Containers traffic**

**3.3. Ships traffic**

**3.4. Sea passengers and automobiles in transport regime**

**3.5. Statistic breakdown of Ports Authorities**



PORT TRAFFIC > Goods traffic > Categories of goods classification (tonnes) > Energetic group > Fueloil

3. Port traffic

3.1. Goods traffic

3.1.1. State-Owned Port System traffic general summary

3.1.2. Total port traffic (tonnes)

3.1.3. Other data of traffic (number)

3.1.4. Total traffic by type of operation and navigation (tonnes)

3.1.5. Total traffic by type of operation (tonnes)

3.1.6. Total traffic by type of navigation (tonnes)

3.1.7. Cabotage traffic goods (tonnes)

3.1.8. Foreign traffic goods (tonnes)

3.1.9. Cabotage and foreign traffic goods (tonnes)

3.1.10. Fish captures. Tonnes and value

3.1.11. Supplies and local traffic (tonnes)

3.1.12. World areas of origin and destination of goods (tonnes)

3.1.13. Goods by country (tonnes)

3.1.14. Categories of goods classification (tonnes)

Energetic group

3.1.14.1. Crude oil

3.1.14.2. Fueloil

3.1.14.3. Gasoil

3.1.14.4. Petrol

3.1.14.6. Other petroleum products

3.1.14.7. Energetic petroleum gases

3.1.14.12. Steam coal and petroleum coke

3.1.14.35. Natural Gas

3.1.14.51. Biofuel

Iron, steel and metallurgical goods group

3.1.14.8. Iron ore

3.1.14.10. Other mineral ores

3.1.14.11. Scrap iron

3.1.14.13. Siderurgical products

3.1.14.36. Other metallurgic products

Non-metallic minerals group

3.1.14.25. Salt

3.1.14.2. Fueloil (toneladas)  
Fueloil (tonnes)

| Autoridades Portuarias<br>Port Authorities | CABOTAJE<br>CABOTAGE |                           |  |   |                  | EXTERIOR<br>FOREIGN  |                           |  |   |                   | TRÁNSITO<br>TOTAL<br>TRANSIT | TRÁFICO<br>TOTAL<br>TRAFFIC |
|--|----------------------|---------------------------|--|---|------------------|----------------------|---------------------------|--|---|-------------------|------------------------------|-----------------------------|
|  | Embarcadas<br>Loaded | Desembarcadas<br>Unloaded | Embarcadas tránsito<br>Loaded<br>Transit | Desembarcadas tránsito<br>Unloaded<br>Transit | Total<br>Total   | Embarcadas<br>Loaded | Desembarcadas<br>Unloaded | Embarcadas tránsito<br>Loaded<br>Transit | Desembarcadas tránsito<br>Unloaded<br>Transit | Total<br>Total    |                              |                             |
| A Coruña                                   | 199.418              | 462.260                   | -  | -   | 661.678          | 1.825                | 146.001                   | -  | -   | 147.826           | -                            | 809.504                     |
| Alicante                                   | 3.226                | 15                        | 20                                       | 20  | 3.281            | -                    | -                         | -  | -   | -                 | 40                           | 3.281                       |
| Almería                                    | -                    | -                         | -  | -   | -                | -                    | -                         | -  | -   | -                 | -                            | -                           |
| Avilés                                     | -                    | -                         | -  | -   | -                | -                    | -                         | -  | -   | -                 | -                            | -                           |
| Bahía de Algeciras                         | 469.883              | -                         | 1.055.921                                | 285.350                                       | 1.811.154        | 293.142              | 175.805                   | 3.830.241                                | 4.726.598                                     | 9.025.786         | 9.898.110                    | 10.836.940                  |
| Bahía de Cádiz                             | -                    | -                         | -  | -   | -                | 359                  | -                         | -  | -   | 359               | -                            | 359                         |
| Baleares                                   | 15                   | 80.134                    | -  | -   | 80.149           | -                    | -                         | -  | -   | -                 | -                            | 80.149                      |
| Barcelona                                  | 2.169                | 633.026                   | 5.411                                    | -   | 640.606          | 15.798               | 348.502                   | 194.856                                  | 369.309                                       | 928.466           | 569.576                      | 1.569.071                   |
| Bilbao                                     | 680.837              | 127.708                   | -  | -   | 808.546          | 274.061              | 176.788                   | -  | -   | 450.850           | -                            | 1.259.396                   |
| Cartagena                                  | 91.735               | 642.001                   | -  | -   | 733.736          | 189.038              | 743.923                   | -  | -   | 932.961           | -                            | 1.666.697                   |
| Castellón                                  | 421.847              | 33.292                    | -  | -   | 455.139          | 442.812              | 434.710                   | 34                                       | 34  | 877.590           | 68                           | 1.332.729                   |
| Ceuta                                      | -                    | 400.147                   | -  | -   | 400.147          | 17.417               | 256.539                   | -  | -   | 273.956           | -                            | 674.103                     |
| Ferrol-San Cibrao                          | 34.921               | 14.771                    | -  | -   | 49.692           | 154.145              | 294.636                   | -  | -   | 448.781           | -                            | 498.473                     |
| Gijón                                      | -                    | -                         | -  | -   | -                | 132                  | -                         | -  | -   | 132               | -                            | 132                         |
| Huelva                                     | 797.565              | 237.023                   | -  | -   | 1.034.588        | 60.858               | 227.633                   | -  | -   | 288.491           | -                            | 1.323.079                   |
| Las Palmas                                 | 8.384                | 639.914                   | 23                                       | 13.831  | 662.153          | 63.609               | 920.632                   | 209.956                                  | 788.517                                       | 1.982.715         | 1.012.327                    | 2.644.868                   |
| Málaga                                     | 595                  | -                         | -  | -   | 595              | 53                   | -                         | 488                                      | 226   | 767               | 714                          | 1.362                       |
| Marin y Ria de Pontevedra                  | -                    | -                         | -  | -   | -                | 38                   | -                         | -  | -   | 38                | -                            | 38                          |
| Melilla                                    | -                    | 46.122                    | -  | -   | 46.122           | -                    | 240                       | -  | -   | 240               | -                            | 46.362                      |
| Motril                                     | 82                   | -                         | -  | -   | 82               | 105                  | -                         | -  | -   | 105               | -                            | 187                         |
| Pasaia                                     | -                    | -                         | -  | -   | -                | -                    | -                         | -  | -   | -                 | -                            | -                           |
| Sta. C. de Tenerife                        | 257.771              | 530.889                   | -  | -   | 788.660          | 199.228              | 434.601                   | 5.913                                    | -   | 639.742           | 5.913                        | 1.428.402                   |
| Santander                                  | -                    | -                         | -  | -   | -                | -                    | 25                        | -  | -   | 25                | -                            | 25                          |
| Sevilla                                    | 236                  | -                         | -  | -   | 236              | -                    | -                         | -  | -   | -                 | -                            | 236                         |
| Tarragona                                  | 857.364              | 458.549                   | -  | -   | 1.315.913        | 684.875              | 589.847                   | -  | -   | 1.274.722         | -                            | 2.590.636                   |
| Valencia                                   | 9.959                | 29.843                    | 819                                      | 1.836   | 42.457           | 45.203               | 114.963                   | 31.230                                   | 31.305  | 222.701           | 65.190                       | 265.158                     |
| Vigo                                       | -                    | -                         | -  | -   | -                | -                    | -                         | -  | -   | -                 | -                            | -                           |
| Vilagarcía                                 | -                    | -                         | -  | -   | -                | -                    | -                         | -  | -   | -                 | -                            | -                           |
| <b>TOTAL</b>                               | <b>3.836.009</b>     | <b>4.335.695</b>          | <b>1.062.194</b>                         | <b>301.037</b>                                | <b>9.534.934</b> | <b>2.442.699</b>     | <b>4.864.847</b>          | <b>4.272.718</b>                         | <b>5.915.989</b>                              | <b>17.496.252</b> | <b>11.551.938</b>            | <b>27.031.187</b>           |

\* No incluye transbordo, pesca, avituallamiento ni tráfico interior  
Transshipment, fish captures, supplies and local traffic not included

3.1.14.52. Non-metallic minerals group

**Fertilizers group**

3.1.14.14. Phosphates

3.1.14.15. Potash

3.1.14.16. Natural and artificial fertilizers

**Chemical products group**

3.1.14.17. Chemical products

**Building materials group**

3.1.14.5. Asphalt

3.1.14.18. Cement and clinker

3.1.14.20. Manufactured building materials

**Agricultural and food products group**

3.1.14.21. Cereals and their flours

3.1.14.22. Soybeans

3.1.14.23. Fruits and vegetables

3.1.14.24. Wines, drinks and spirits

3.1.14.27. Tinned foods

3.1.14.28. Tobacco, cacao, coffee and spices

3.1.14.29. Oils and greases

3.1.14.30. Other foods

3.1.14.33. Chilled and frozen fish

3.1.14.37. Animal feed and fodder

**Other goods group**

3.1.14.19. Woods and cork

3.1.14.26. Paper and pulp

3.1.14.31. Machinery, tools and spares

3.1.14.34. Other goods

**Vehicles and transport items group**

3.1.14.32. Vehicles and parts

3.1.14.38. Ro-ro traffic tare weights

3.1.14.39. Containers tare weights

3.1.15. Transhipped goods (tonnes)

3.1.16. Classification of goods by transport facilities used when entering or leaving the port (tonnes)

3.1.17. Foreign and cabotage trade (tonnes)

**3.2. Containers traffic**

**3.3. Ships traffic**

**3.4. Sea passengers and automobiles in transport regime**

**3.5. Statistic breakdown of Ports Authorities**



PORT TRAFFIC > Goods traffic > Categories of goods classification (tonnes) > Energetic group > Gasoil

3. Port traffic

3.1. Goods traffic

3.1.1. State-Owned Port System traffic general summary

3.1.2. Total port traffic (tonnes)

3.1.3. Other data of traffic (number)

3.1.4. Total traffic by type of operation and navigation (tonnes)

3.1.5. Total traffic by type of operation (tonnes)

3.1.6. Total traffic by type of navigation (tonnes)

3.1.7. Cabotage traffic goods (tonnes)

3.1.8. Foreign traffic goods (tonnes)

3.1.9. Cabotage and foreign traffic goods (tonnes)

3.1.10. Fish captures. Tonnes and value

3.1.11. Supplies and local traffic (tonnes)

3.1.12. World areas of origin and destination of goods (tonnes)

3.1.13. Goods by country (tonnes)

3.1.14. Categories of goods classification (tonnes)

Energetic group

3.1.14.1. Crude oil

3.1.14.2. Fueloil

3.1.14.3. Gasoil

3.1.14.4. Petrol

3.1.14.6. Other petroleum products

3.1.14.7. Energetic petroleum gases

3.1.14.12. Steam coal and petroleum coke

3.1.14.35. Natural Gas

3.1.14.51. Biofuel

Iron, steel and metallurgical goods group

3.1.14.8. Iron ore

3.1.14.10. Other mineral ores

3.1.14.11. Scrap iron

3.1.14.13. Siderurgical products

3.1.14.36. Other metallurgic products

Non-metallic minerals group

3.1.14.25. Salt

3.1.14.3. Gasoil (toneladas)  
Gasoil (tonnes)

| Autoridades Portuarias<br>Port Authorities | CABOTAJE<br>CABOTAGE |                           |  |   |                  | EXTERIOR<br>FOREIGN  |                           |  |   |                   | TRÁNSITO<br>TOTAL<br>TOTAL<br>TRANSIT | TRÁFICO<br>TOTAL<br>TOTAL<br>TRAFFIC |
|--|----------------------|---------------------------|--|---|------------------|----------------------|---------------------------|--|---|-------------------|---------------------------------------|--------------------------------------|
|  | Embarcadas<br>Loaded | Desembarcadas<br>Unloaded | Embarcadas tránsito<br>Loaded<br>Transit | Desembarcadas tránsito<br>Unloaded<br>Transit | Total<br>Total   | Embarcadas<br>Loaded | Desembarcadas<br>Unloaded | Embarcadas tránsito<br>Loaded<br>Transit | Desembarcadas tránsito<br>Unloaded<br>Transit | Total<br>Total    |                                       |                                      |
| A Coruña                                   | 359.413              | 64.704                    | -  | -   | 424.117          | 429.456              | 22.285                    | -  | -   | 451.741           | -                                     | 875.858                              |
| Alicante                                   | -                    | -                         | -  | -   | -                | 36                   | -                         | -  | -   | 36                | -                                     | 36                                   |
| Almería                                    | -                    | -                         | -  | -   | -                | -                    | -                         | -  | -   | -                 | -                                     | -                                    |
| Avilés                                     | -                    | -                         | -  | -   | -                | -                    | -                         | -  | -   | -                 | -                                     | -                                    |
| Bahía de Algeciras                         | 31.075               | -                         | 1.223.051                                | 301.652                                       | 1.555.778        | 590.952              | 156.492                   | 52.628                                   | 87.936  | 888.008           | 1.665.267                             | 2.443.785                            |
| Bahía de Cádiz                             | -                    | -                         | -  | -   | -                | -                    | -                         | -  | -   | -                 | -                                     | -                                    |
| Baleares                                   | 11.031               | 340.162                   | -  | -   | 351.193          | 101                  | 271.337                   | -  | -   | 271.438           | -                                     | 622.631                              |
| Barcelona                                  | -                    | 79.391                    | -  | 28.991  | 108.382          | 13.804               | 1.561.234                 | 658.024                                  | 655.845                                       | 2.888.907         | 1.342.860                             | 2.997.289                            |
| Bilbao                                     | 402.704              | 34.415                    | -  | -   | 437.119          | 578.585              | 981.195                   | -  | -   | 1.559.780         | -                                     | 1.996.899                            |
| Cartagena                                  | 438.858              | 138.298                   | -  | -   | 577.156          | 1.845.703            | 136.648                   | -  | -   | 1.982.351         | -                                     | 2.559.507                            |
| Castellón                                  | 669.770              | 136.821                   | -  | -   | 806.591          | 153.848              | 322.451                   | -  | -   | 476.299           | -                                     | 1.282.890                            |
| Ceuta                                      | -                    | 158.747                   | -  | -   | 158.747          | 13.086               | 24.984                    | -  | -   | 38.070            | -                                     | 196.817                              |
| Ferrol-San Cibrao                          | -                    | -                         | -  | -   | -                | -                    | -                         | -  | -   | -                 | -                                     | -                                    |
| Gijón                                      | -                    | 491.377                   | -  | -   | 491.377          | 237                  | 139.101                   | -  | -   | 139.338           | -                                     | 630.715                              |
| Huelva                                     | 782.386              | 10.243                    | 6.000                                    | -   | 798.629          | 532.071              | 225.810                   | -  | -   | 757.881           | 6.000                                 | 1.556.510                            |
| Las Palmas                                 | 72.099               | 900.878                   | 410                                      | 8.381   | 981.768          | 98.564               | 269.116                   | 1.267.305                                | 1.522.322                                     | 3.157.307         | 2.798.418                             | 4.139.075                            |
| Málaga                                     | -                    | -                         | -  | -   | -                | -                    | -                         | -  | -   | -                 | -                                     | -                                    |
| Marín y Ría de Pontevedra                  | -                    | -                         | -  | -   | -                | -                    | -                         | -  | -   | -                 | -                                     | -                                    |
| Melilla                                    | -                    | 19.702                    | -  | -   | 19.702           | -                    | -                         | -  | -   | -                 | -                                     | 19.702                               |
| Motril                                     | -                    | 868.344                   | -  | -   | 868.344          | -                    | 120.935                   | -  | -   | 120.935           | -                                     | 989.280                              |
| Pasaia                                     | -                    | -                         | -  | -   | -                | -                    | -                         | -  | -   | -                 | -                                     | -                                    |
| Sta. C. de Tenerife                        | 165.962              | 1.031.176                 | -  | -   | 1.197.138        | 102.387              | 55.084                    | 3.327                                    | -   | 160.798           | 3.327                                 | 1.357.936                            |
| Santander                                  | -                    | -                         | -  | -   | -                | -                    | 280                       | -  | -   | 280               | -                                     | 280                                  |
| Sevilla                                    | 16                   | -                         | -  | -   | 16               | -                    | -                         | -  | -   | -                 | -                                     | 16                                   |
| Tarragona                                  | 310.823              | 205.801                   | -  | -   | 516.624          | 304.045              | 26.857                    | 126.810                                  | 215.972                                       | 673.684           | 342.782                               | 1.190.308                            |
| Valencia                                   | -                    | 28.765                    | -  | -   | 28.765           | -                    | 290.020                   | 14.240                                   | 14.646  | 318.906           | 28.886                                | 347.671                              |
| Vigo                                       | -                    | -                         | -  | -   | -                | -                    | -                         | -  | -   | -                 | -                                     | -                                    |
| Vilagarcía                                 | 450                  | -                         | -  | -   | 450              | -                    | -                         | -  | -   | -                 | -                                     | 450                                  |
| <b>TOTAL</b>                               | <b>3.244.587</b>     | <b>4.508.825</b>          | <b>1.229.461</b>                         | <b>339.024</b>                                | <b>9.321.896</b> | <b>4.662.875</b>     | <b>4.603.829</b>          | <b>2.122.333</b>                         | <b>2.496.722</b>                              | <b>13.885.758</b> | <b>6.187.540</b>                      | <b>23.207.655</b>                    |

\* No incluye transbordo, pesca, avituallamiento ni tráfico interior  
Transshipment, fish captures, supplies and local traffic not included

3.1.14.52. Non-metallic minerals group

**Fertilizers group**

3.1.14.14. Phosphates

3.1.14.15. Potash

3.1.14.16. Natural and artificial fertilizers

**Chemical products group**

3.1.14.17. Chemical products

**Building materials group**

3.1.14.5. Asphalt

3.1.14.18. Cement and clinker

3.1.14.20. Manufactured building materials

**Agricultural and food products group**

3.1.14.21. Cereals and their flours

3.1.14.22. Soybeans

3.1.14.23. Fruits and vegetables

3.1.14.24. Wines, drinks and spirits

3.1.14.27. Tinned foods

3.1.14.28. Tobacco, cacao, coffee and spices

3.1.14.29. Oils and greases

3.1.14.30. Other foods

3.1.14.33. Chilled and frozen fish

3.1.14.37. Animal feed and fodder

**Other goods group**

3.1.14.19. Woods and cork

3.1.14.26. Paper and pulp

3.1.14.31. Machinery, tools and spares

3.1.14.34. Other goods

**Vehicles and transport items group**

3.1.14.32. Vehicles and parts

3.1.14.38. Ro-ro traffic tare weights

3.1.14.39. Containers tare weights

3.1.15. Transhipped goods (tonnes)

3.1.16. Classification of goods by transport facilities used when entering or leaving the port (tonnes)

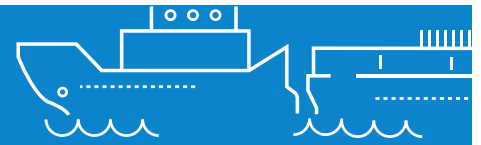
3.1.17. Foreign and cabotage trade (tonnes)

**3.2. Containers traffic**

**3.3. Ships traffic**

**3.4. Sea passengers and automobiles in transport regime**

**3.5. Statistic breakdown of Ports Authorities**



PORT TRAFFIC > Goods traffic > Categories of goods classification (tonnes) > Energetic group > Petrol

3. Port traffic

3.1. Goods traffic

3.1.1. State-Owned Port System traffic general summary

3.1.2. Total port traffic (tonnes)

3.1.3. Other data of traffic (number)

3.1.4. Total traffic by type of operation and navigation (tonnes)

3.1.5. Total traffic by type of operation (tonnes)

3.1.6. Total traffic by type of navigation (tonnes)

3.1.7. Cabotage traffic goods (tonnes)

3.1.8. Foreign traffic goods (tonnes)

3.1.9. Cabotage and foreign traffic goods (tonnes)

3.1.10. Fish captures. Tonnes and value

3.1.11. Supplies and local traffic (tonnes)

3.1.12. World areas of origin and destination of goods (tonnes)

3.1.13. Goods by country (tonnes)

3.1.14. Categories of goods classification (tonnes)

Energetic group

3.1.14.1. Crude oil

3.1.14.2. Fueloil

3.1.14.3. Gasoil

3.1.14.4. Petrol

3.1.14.6. Other petroleum products

3.1.14.7. Energetic petroleum gases

3.1.14.12. Steam coal and petroleum coke

3.1.14.35. Natural Gas

3.1.14.51. Biofuel

Iron, steel and metallurgical goods group

3.1.14.8. Iron ore

3.1.14.10. Other mineral ores

3.1.14.11. Scrap iron

3.1.14.13. Siderurgical products

3.1.14.36. Other metallurgic products

Non-metallic minerals group

3.1.14.25. Salt

3.1.14.4. Gasolina (toneladas)  
Petrol (tonnes)

| Autoridades Portuarias<br>Port Authorities | CABOTAJE<br>CABOTAGE |                           |  |   |                  | EXTERIOR<br>FOREIGN  |                           |  |   |                   | TRÁNSITO<br>TOTAL<br>TRANSIT | TRÁFICO<br>TOTAL<br>TRAFFIC |
|--|----------------------|---------------------------|--|---|------------------|----------------------|---------------------------|--|---|-------------------|------------------------------|-----------------------------|
|  | Embarcadas<br>Loaded | Desembarcadas<br>Unloaded | Embarcadas tránsito<br>Loaded<br>Transit | Desembarcadas tránsito<br>Unloaded<br>Transit | Total<br>Total   | Embarcadas<br>Loaded | Desembarcadas<br>Unloaded | Embarcadas tránsito<br>Loaded<br>Transit | Desembarcadas tránsito<br>Unloaded<br>Transit | Total<br>Total    |                              |                             |
| A Coruña                                   | 123.307              | 43.708                    | -  | -   | 167.015          | 397.602              | -                         | -  | -   | 397.602           | -                            | 564.617                     |
| Alicante                                   | 66                   | -                         | -  | -   | 66               | -                    | -                         | -  | -   | -                 | -                            | 66                          |
| Almería                                    | -                    | -                         | -  | -   | -                | -                    | -                         | -  | -   | -                 | -                            | -                           |
| Avilés                                     | -                    | -                         | -  | -   | -                | -                    | -                         | -  | -   | -                 | -                            | -                           |
| Bahía de Algeciras                         | 13.419               | -                         | 898.823                                  | 680.331                                       | 1.592.573        | 1.702.963            | 652.004                   | 9.917                                    | -   | 2.364.885         | 1.589.071                    | 3.957.457                   |
| Bahía de Cádiz                             | -                    | -                         | -  | -   | -                | -                    | -                         | -  | -   | -                 | -                            | -                           |
| Baleares                                   | 4.373                | 798.585                   | -  | -   | 802.958          | -                    | 14.309                    | -  | -   | 14.309            | -                            | 817.267                     |
| Barcelona                                  | 485                  | 241.541                   | 15.737                                   | 35.551  | 293.314          | 654                  | 692.971                   | 1.318.008                                | 1.342.011                                     | 3.353.645         | 2.711.307                    | 3.646.959                   |
| Bilbao                                     | 40.245               | 32.035                    | -  | -   | 72.281           | 956.310              | 32                        | -  | -   | 956.343           | -                            | 1.028.624                   |
| Cartagena                                  | 395.918              | 99.262                    | -  | -   | 495.180          | 203.427              | 61.150                    | -  | -   | 264.577           | -                            | 759.757                     |
| Castellón                                  | 648.796              | 45.124                    | -  | -   | 693.919          | 550.891              | -                         | 44                                       | 44  | 550.978           | 88                           | 1.244.898                   |
| Ceuta                                      | -                    | 4.094                     | -  | -   | 4.094            | -                    | -                         | -  | -   | -                 | -                            | 4.094                       |
| Ferrol-San Cibrao                          | -                    | -                         | -  | -   | -                | -                    | -                         | -  | -   | -                 | -                            | -                           |
| Gijón                                      | -                    | 76.111                    | -  | -   | 76.111           | 81                   | 26.367                    | -  | -   | 26.448            | -                            | 102.559                     |
| Huelva                                     | 1.017.493            | 17.478                    | -  | -   | 1.034.971        | 166.218              | 96.277                    | 255.809                                  | 255.881                                       | 774.185           | 511.690                      | 1.809.156                   |
| Las Palmas                                 | 24.929               | 826.788                   | 23                                       | 23  | 851.763          | 76                   | 42.043                    | -  | -   | 42.119            | 46                           | 893.882                     |
| Málaga                                     | -                    | -                         | -  | -   | -                | -                    | -                         | 53                                       | 53  | 106               | 106                          | 106                         |
| Marín y Ría de Pontevedra                  | -                    | -                         | -  | -   | -                | -                    | -                         | -  | -   | -                 | -                            | -                           |
| Melilla                                    | -                    | 7.811                     | -  | -   | 7.811            | -                    | -                         | -  | -   | -                 | -                            | 7.811                       |
| Motril                                     | -                    | 140.219                   | -  | -   | 140.219          | -                    | -                         | -  | -   | -                 | -                            | 140.219                     |
| Pasaia                                     | -                    | -                         | -  | -   | -                | -                    | -                         | -  | -   | -                 | -                            | -                           |
| Sta. C. de Tenerife                        | 532.131              | 716.990                   | -  | -   | 1.249.121        | -                    | 442.387                   | -  | -   | 442.387           | -                            | 1.691.508                   |
| Santander                                  | -                    | -                         | -  | -   | -                | -                    | -                         | -  | -   | -                 | -                            | -                           |
| Sevilla                                    | 1.390                | 42                        | -  | -   | 1.432            | -                    | -                         | -  | -   | -                 | -                            | 1.432                       |
| Tarragona                                  | 182.885              | 37.652                    | 29.894                                   | -   | 250.431          | 56.759               | 5.418                     | 390.672                                  | 508.982                                       | 961.831           | 929.548                      | 1.212.261                   |
| Valencia                                   | 20                   | 50.470                    | -  | 19  | 50.509           | 1.570                | 60                        | 671                                      | 652   | 2.953             | 1.342                        | 53.462                      |
| Vigo                                       | -                    | -                         | -  | -   | -                | -                    | -                         | -  | -   | -                 | -                            | -                           |
| Vilagarcía                                 | 23                   | -                         | -  | -   | 23               | -                    | -                         | -  | -   | -                 | -                            | 23                          |
| <b>TOTAL</b>                               | <b>2.985.480</b>     | <b>3.137.910</b>          | <b>944.477</b>                           | <b>715.924</b>                                | <b>7.783.791</b> | <b>4.036.551</b>     | <b>2.033.019</b>          | <b>1.975.174</b>                         | <b>2.107.623</b>                              | <b>10.152.367</b> | <b>5.743.198</b>             | <b>17.936.158</b>           |

\* No incluye transbordo, pesca, avituallamiento ni tráfico interior  
Transshipment, fish captures, supplies and local traffic not included

3.1.14.52. Non-metallic minerals group

**Fertilizers group**

3.1.14.14. Phosphates

3.1.14.15. Potash

3.1.14.16. Natural and artificial fertilizers

**Chemical products group**

3.1.14.17. Chemical products

**Building materials group**

3.1.14.5. Asphalt

3.1.14.18. Cement and clinker

3.1.14.20. Manufactured building materials

**Agricultural and food products group**

3.1.14.21. Cereals and their flours

3.1.14.22. Soybeans

3.1.14.23. Fruits and vegetables

3.1.14.24. Wines, drinks and spirits

3.1.14.27. Tinned foods

3.1.14.28. Tobacco, cacao, coffee and spices

3.1.14.29. Oils and greases

3.1.14.30. Other foods

3.1.14.33. Chilled and frozen fish

3.1.14.37. Animal feed and fodder

**Other goods group**

3.1.14.19. Woods and cork

3.1.14.26. Paper and pulp

3.1.14.31. Machinery, tools and spares

3.1.14.34. Other goods

**Vehicles and transport items group**

3.1.14.32. Vehicles and parts

3.1.14.38. Ro-ro traffic tare weights

3.1.14.39. Containers tare weights

3.1.15. Transhipped goods (tonnes)

3.1.16. Classification of goods by transport facilities used when entering or leaving the port (tonnes)

3.1.17. Foreign and cabotage trade (tonnes)

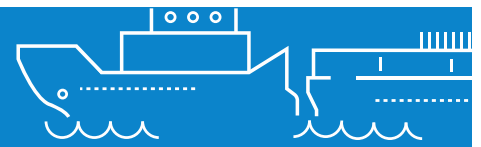
**3.2. Containers traffic**

**3.3. Ships traffic**

**3.4. Sea passengers and automobiles in transport regime**

**3.5. Statistic breakdown of Ports Authorities**





PORT TRAFFIC > Goods traffic > Categories of goods classification (tonnes) > Energetic group > Other petroleum products

3. Port traffic

3.1. Goods traffic

3.1.1. State-Owned Port System traffic general summary

3.1.2. Total port traffic (tonnes)

3.1.3. Other data of traffic (number)

3.1.4. Total traffic by type of operation and navigation (tonnes)

3.1.5. Total traffic by type of operation (tonnes)

3.1.6. Total traffic by type of navigation (tonnes)

3.1.7. Cabotage traffic goods (tonnes)

3.1.8. Foreign traffic goods (tonnes)

3.1.9. Cabotage and foreign traffic goods (tonnes)

3.1.10. Fish captures. Tonnes and value

3.1.11. Supplies and local traffic (tonnes)

3.1.12. World areas of origin and destination of goods (tonnes)

3.1.13. Goods by country (tonnes)

3.1.14. Categories of goods classification (tonnes)

Energetic group

3.1.14.1. Crude oil

3.1.14.2. Fueloil

3.1.14.3. Gasoil

3.1.14.4. Petrol

3.1.14.6. Other petroleum products

3.1.14.7. Energetic petroleum gases

3.1.14.12. Steam coal and petroleum coke

3.1.14.35. Natural Gas

3.1.14.51. Biofuel

Iron, steel and metallurgical goods group

3.1.14.8. Iron ore

3.1.14.10. Other mineral ores

3.1.14.11. Scrap iron

3.1.14.13. Siderurgical products

3.1.14.36. Other metallurgic products

Non-metallic minerals group

3.1.14.25. Salt

**3.1.14.6. Otros productos petrolíferos (toneladas)**  
*Other petroleum products (tonnes)*

| Autoridades Portuarias<br>Port Authorities | CABOTAJE<br>CABOTAGE      |                                |  |   |                  | EXTERIOR<br>FOREIGN       |                                |  |   |                  | TRÁNSITO<br>TOTAL<br>TOTAL<br>TRANSIT | TRÁFI-<br>CO<br>TOTAL<br>TOTAL<br>TRAFFIC |
|--|---------------------------|--------------------------------|--|---|------------------|---------------------------|--------------------------------|--|---|------------------|---------------------------------------|---|
|  | Embar-<br>cadas<br>Loaded | Desem-<br>barcadas<br>Unloaded | Embar-<br>cadas<br>tránsito<br>Loaded<br>Transit | Desem-<br>barcadas<br>tránsito<br>Unloaded<br>Transit | Total<br>Total   | Embar-<br>cadas<br>Loaded | Desem-<br>barcadas<br>Unloaded | Embar-<br>cadas<br>tránsito<br>Loaded<br>Transit | Desem-<br>barcadas<br>tránsito<br>Unloaded<br>Transit | Total<br>Total   |                                       |   |
| A Coruña                                   | 96.270                    | -                              | -  | -   | 96.270           | 481.571                   | -                              | -  | -   | 481.571          | -                                     | 577.841                                   |
| Alicante                                   | 14                        | -                              | -  | -   | 14               | -                         | -                              | 23   | 23  | 46               | 46                                    | 60  |
| Almería                                    | 117                       | -                              | -  | -   | 117              | 46                        | -                              | -  | -   | 46               | -                                     | 163                                       |
| Avilés                                     | -                         | -                              | -  | -   | -                | -                         | -                              | -  | -   | -                | -                                     | -   |
| Bahía de Algeciras                         | 67.210                    | -                              | 61.834   | 5.487   | 134.531          | 227.180                   | 146.028                        | 53.624   | 58.095  | 484.927          | 179.040                               | 619.458                                   |
| Bahía de Cádiz                             | 1.541                     | -                              | -  | -   | 1.541            | 411                       | -                              | -  | -   | 411              | -                                     | 1.952                                     |
| Baleares                                   | 422                       | 14.177                         | -  | -   | 14.599           | 1                         | -                              | -  | -   | 1                | -                                     | 14.600                                    |
| Barcelona                                  | 3.826                     | 19.171                         | -  | 16.305  | 39.302           | 17.277                    | 268.324                        | 28.224   | 58.863  | 372.687          | 103.392                               | 411.989                                   |
| Bilbao                                     | 61                        | 70.355                         | 1.785  | -   | 72.201           | 730.846                   | 32.410                         | -  | 1.785   | 765.041          | 3.570                                 | 837.242                                   |
| Cartagena                                  | 242.564                   | 24.363                         | -  | -   | 266.927          | 2.169.952                 | 54                             | -  | -   | 2.170.006        | -                                     | 2.436.933                                 |
| Castellón                                  | -                         | 50.629                         | -  | -   | 50.629           | 196                       | 73.348                         | 6.686  | 6.518   | 86.748           | 13.204                                | 137.377                                   |
| Ceuta                                      | -                         | 783                            | -  | -   | 783              | -                         | 24                             | -  | -   | 24               | -                                     | 807                                       |
| Ferrol-San Cibrao                          | -                         | -                              | -  | -   | -                | -                         | -                              | -  | -   | -                | -                                     | -   |
| Gijón                                      | -                         | -                              | -  | -   | -                | 6.679                     | 85                             | -  | -   | 6.764            | -                                     | 6.764                                     |
| Huelva                                     | 68.120                    | 158.792                        | -  | -   | 226.913          | 1.472.944                 | 245.749                        | -  | -   | 1.718.694        | -                                     | 1.945.607                                 |
| Las Palmas                                 | 3.718                     | 17.255                         | 82   | 91  | 21.146           | 31.965                    | 2.879                          | 7.541  | 7.268   | 49.653           | 14.982                                | 70.799                                    |
| Málaga                                     | 516                       | -                              | -  | -   | 516              | 49                        | 39                             | 61   | 22  | 171              | 83                                    | 687                                       |
| Marín y Ría de Pontevedra                  | -                         | -                              | -  | -   | -                | 47                        | 18                             | -  | -   | 65               | -                                     | 65  |
| Melilla                                    | -                         | 650                            | -  | -   | 650              | -                         | 53                             | -  | -   | 53               | -                                     | 703                                       |
| Motril                                     | 23                        | -                              | -  | -   | 23               | 61                        | -                              | -  | -   | 61               | -                                     | 84  |
| Pasaia                                     | -                         | -                              | -  | -   | -                | -                         | -                              | -  | -   | -                | -                                     | -   |
| Sta. C. de Tenerife                        | 1.061                     | 6.431                          | 23   | 23  | 7.538            | 12.747                    | 90                             | -  | -   | 12.837           | 46                                    | 20.375                                    |
| Santander                                  | -                         | 1.500                          | -  | -   | 1.500            | 23                        | 45.832                         | -  | -   | 45.855           | -                                     | 47.355                                    |
| Sevilla                                    | 7.453                     | 810                            | -  | -   | 8.263            | -                         | -                              | -  | -   | -                | -                                     | 8.263                                     |
| Tarragona                                  | 4.108                     | 230.956                        | -  | -   | 235.064          | 473.694                   | 1.505.202                      | -  | -   | 1.978.897        | -                                     | 2.213.960                                 |
| Valencia                                   | 105                       | 32                             | 208  | 1.870   | 2.215            | 46.566                    | 15.399                         | 176.076  | 208.589   | 446.630          | 386.743                               | 448.845                                   |
| Vigo                                       | 1                         | -                              | -  | -   | 1                | 783                       | 18                             | 41   | 41  | 883              | 82                                    | 884                                       |
| Vilagarcía                                 | 13                        | -                              | -  | -   | 13               | -                         | 15.770                         | -  | -   | 15.770           | -                                     | 15.783                                    |
| <b>TOTAL</b>                               | <b>497.143</b>            | <b>595.904</b>                 | <b>63.932</b>                                    | <b>23.776</b>   | <b>1.180.755</b> | <b>5.673.039</b>          | <b>2.351.323</b>               | <b>272.277</b>                                   | <b>341.203</b>  | <b>8.637.841</b> | <b>701.188</b>                        | <b>9.818.596</b>                          |

\* No incluye transbordo, pesca, avituallamiento ni tráfico interior  
*Transshipment, fish captures, supplies and local traffic not included*

3.1.14.52. Non-metallic minerals group

**Fertilizers group**

3.1.14.14. Phosphates

3.1.14.15. Potash

3.1.14.16. Natural and artificial fertilizers

**Chemical products group**

3.1.14.17. Chemical products

**Building materials group**

3.1.14.5. Asphalt

3.1.14.18. Cement and clinker

3.1.14.20. Manufactured building materials

**Agricultural and food products group**

3.1.14.21. Cereals and their flours

3.1.14.22. Soybeans

3.1.14.23. Fruits and vegetables

3.1.14.24. Wines, drinks and spirits

3.1.14.27. Tinned foods

3.1.14.28. Tobacco, cacao, coffee and spices

3.1.14.29. Oils and greases

3.1.14.30. Other foods

3.1.14.33. Chilled and frozen fish

3.1.14.37. Animal feed and fodder

**Other goods group**

3.1.14.19. Woods and cork

3.1.14.26. Paper and pulp

3.1.14.31. Machinery, tools and spares

3.1.14.34. Other goods

**Vehicles and transport items group**

3.1.14.32. Vehicles and parts

3.1.14.38. Ro-ro traffic tare weights

3.1.14.39. Containers tare weights

3.1.15. Transhipped goods (tonnes)

3.1.16. Classification of goods by transport facilities used when entering or leaving the port (tonnes)

3.1.17. Foreign and cabotage trade (tonnes)

**3.2. Containers traffic**

**3.3. Ships traffic**

**3.4. Sea passengers and automobiles in transport regime**

**3.5. Statistic breakdown of Ports Authorities**



PORT TRAFFIC > Goods traffic > Categories of goods classification (tonnes) > Energetic group > Energetic petroleum gases

### 3. Port traffic

#### 3.1. Goods traffic

3.1.1. State-Owned Port System traffic general summary

3.1.2. Total port traffic (tonnes)

3.1.3. Other data of traffic (number)

3.1.4. Total traffic by type of operation and navigation (tonnes)

3.1.5. Total traffic by type of operation (tonnes)

3.1.6. Total traffic by type of navigation (tonnes)

3.1.7. Cabotage traffic goods (tonnes)

3.1.8. Foreign traffic goods (tonnes)

3.1.9. Cabotage and foreign traffic goods (tonnes)

3.1.10. Fish captures. Tonnes and value

3.1.11. Supplies and local traffic (tonnes)

3.1.12. World areas of origin and destination of goods (tonnes)

3.1.13. Goods by country (tonnes)

3.1.14. Categories of goods classification (tonnes)

#### Energetic group

3.1.14.1. Crude oil

3.1.14.2. Fueloil

3.1.14.3. Gasoil

3.1.14.4. Petrol

3.1.14.6. Other petroleum products

#### 3.1.14.7. Energetic petroleum gases

3.1.14.12. Steam coal and petroleum coke

3.1.14.35. Natural Gas

3.1.14.51. Biofuel

#### Iron, steel and metallurgical goods group

3.1.14.8. Iron ore

3.1.14.10. Other mineral ores

3.1.14.11. Scrap iron

3.1.14.13. Siderurgical products

3.1.14.36. Other metallurgic products

#### Non-metallic minerals group

3.1.14.25. Salt

### 3.1.14.7. Gases energéticos de petróleo (toneladas)

*Energetic petroleum gases (tonnes)*

| Autoridades Portuarias<br>Port Authorities | CABOTAJE<br>CABOTAGE      |                                |  |   |                  | EXTERIOR<br>FOREIGN       |                                |  |   |                  | TRÁNSITO<br>TOTAL<br>TOTAL<br>TRANSIT | TRÁFI-<br>CO<br>TOTAL<br>TOTAL<br>TRAFFIC |
|--|---------------------------|--------------------------------|--|---|------------------|---------------------------|--------------------------------|--|---|------------------|---------------------------------------|---|
|  | Embar-<br>cadas<br>Loaded | Desem-<br>barcadas<br>Unloaded | Embar-<br>cadas<br>tránsito<br>Loaded<br>Transit | Desem-<br>barcadas<br>tránsito<br>Unloaded<br>Transit | Total<br>Total   | Embar-<br>cadas<br>Loaded | Desem-<br>barcadas<br>Unloaded | Embar-<br>cadas<br>tránsito<br>Loaded<br>Transit | Desem-<br>barcadas<br>tránsito<br>Unloaded<br>Transit | Total<br>Total   |                                       |   |
| A Coruña                                   | 30.428                    | 1.680                          | -  | -   | 32.108           | 98.722                    | 8.502                          | -  | -   | 107.224          | -                                     | 139.332                                   |
| Alicante                                   | -                         | -                              | -  | -   | -                | -                         | -                              | -  | -   | -                | -                                     | -   |
| Almería                                    | -                         | -                              | -  | -   | -                | -                         | -                              | -  | -   | -                | -                                     | -   |
| Avilés                                     | -                         | -                              | -  | -   | -                | -                         | -                              | -  | -   | -                | -                                     | -   |
| Bahía de Algeciras                         | 96.155                    | -                              | 108.627  | 27.894  | 232.676          | 118.192                   | 6.360                          | 5.379  | 1.507   | 131.438          | 143.406                               | 364.114                                   |
| Bahía de Cádiz                             | 8.705                     | 11                             | -  | -   | 8.716            | -                         | -                              | -  | -   | -                | -                                     | 8.716                                     |
| Baleares                                   | 2.250                     | 91.127                         | -  | -   | 93.377           | -                         | -                              | -  | -   | -                | -                                     | 93.377                                    |
| Barcelona                                  | 20.253                    | 1.592                          | -  | -   | 21.845           | 93                        | 89.103                         | 4  | 4   | 89.204           | 8                                     | 111.049                                   |
| Bilbao                                     | 28.170                    | 21.593                         | -  | -   | 49.763           | 38.328                    | 7.568                          | -  | -   | 45.896           | -                                     | 95.659                                    |
| Cartagena                                  | 31.032                    | 25.147                         | -  | -   | 56.179           | 40.244                    | 77.570                         | -  | -   | 117.814          | -                                     | 173.993                                   |
| Castellón                                  | 44.745                    | -                              | -  | -   | 44.745           | -                         | -                              | -  | -   | -                | -                                     | 44.745                                    |
| Ceuta                                      | -                         | 2.954                          | -  | -   | 2.954            | -                         | -                              | -  | -   | -                | -                                     | 2.954                                     |
| Ferrol-San Cibrao                          | -                         | -                              | -  | -   | -                | -                         | -                              | -  | -   | -                | -                                     | -   |
| Gijón                                      | 19.509                    | 25.038                         | -  | -   | 44.547           | 12.403                    | 57.491                         | -  | -   | 69.894           | -                                     | 114.441                                   |
| Huelva                                     | 54.083                    | 220.421                        | -  | -   | 274.504          | 182.452                   | 47.711                         | -  | -   | 230.163          | -                                     | 504.667                                   |
| Las Palmas                                 | 5.325                     | 36.369                         | -  | -   | 41.694           | -                         | 15.496                         | 213  | 214   | 15.923           | 427                                   | 57.617                                    |
| Málaga                                     | 1                         | -                              | -  | -   | 1                | -                         | -                              | -  | -   | -                | -                                     | 1   |
| Marín y Ría de Pontevedra                  | -                         | -                              | -  | -   | -                | -                         | -                              | -  | -   | -                | -                                     | -   |
| Melilla                                    | -                         | 2.879                          | -  | -   | 2.879            | -                         | -                              | -  | -   | -                | -                                     | 2.879                                     |
| Motril                                     | -                         | -                              | -  | -   | -                | -                         | -                              | -  | -   | -                | -                                     | -   |
| Pasaia                                     | -                         | -                              | -  | -   | -                | -                         | -                              | -  | -   | -                | -                                     | -   |
| Sta. C. de Tenerife                        | 12.688                    | 50.631                         | -  | -   | 63.319           | -                         | 11.781                         | -  | -   | 11.781           | -                                     | 75.100                                    |
| Santander                                  | -                         | -                              | -  | -   | -                | -                         | -                              | -  | -   | -                | -                                     | -   |
| Sevilla                                    | 205                       | -                              | -  | -   | 205              | -                         | -                              | -  | -   | -                | -                                     | 205                                       |
| Tarragona                                  | 13.458                    | -                              | -  | -   | 13.458           | 4.004                     | 1.813.919                      | -  | -   | 1.817.923        | -                                     | 1.831.380                                 |
| Valencia                                   | 27.238                    | 50                             | 70   | 3   | 27.361           | 7                         | 477                            | 323  | 368   | 1.175            | 764                                   | 28.536                                    |
| Vigo                                       | -                         | -                              | -  | -   | -                | -                         | -                              | -  | -   | -                | -                                     | -   |
| Vilagarcía                                 | -                         | -                              | -  | -   | -                | -                         | -                              | -  | -   | -                | -                                     | -   |
| <b>TOTAL</b>                               | <b>394.244</b>            | <b>479.492</b>                 | <b>108.697</b>                                   | <b>27.897</b>   | <b>1.010.330</b> | <b>494.445</b>            | <b>2.135.977</b>               | <b>5.919</b>                                     | <b>2.093</b>  | <b>2.638.434</b> | <b>144.606</b>                        | <b>3.648.764</b>                          |

\* No incluye transbordo, pesca, avituallamiento ni tráfico interior  
*Transshipment, fish captures, supplies and local traffic not included*

3.1.14.52. Non-metallic minerals group

**Fertilizers group**

3.1.14.14. Phosphates

3.1.14.15. Potash

3.1.14.16. Natural and artificial fertilizers

**Chemical products group**

3.1.14.17. Chemical products

**Building materials group**

3.1.14.5. Asphalt

3.1.14.18. Cement and clinker

3.1.14.20. Manufactured building materials

**Agricultural and food products group**

3.1.14.21. Cereals and their flours

3.1.14.22. Soybeans

3.1.14.23. Fruits and vegetables

3.1.14.24. Wines, drinks and spirits

3.1.14.27. Tinned foods

3.1.14.28. Tobacco, cacao, coffee and spices

3.1.14.29. Oils and greases

3.1.14.30. Other foods

3.1.14.33. Chilled and frozen fish

3.1.14.37. Animal feed and fodder

**Other goods group**

3.1.14.19. Woods and cork

3.1.14.26. Paper and pulp

3.1.14.31. Machinery, tools and spares

3.1.14.34. Other goods

**Vehicles and transport items group**

3.1.14.32. Vehicles and parts

3.1.14.38. Ro-ro traffic tare weights

3.1.14.39. Containers tare weights

3.1.15. Transhipped goods (tonnes)

3.1.16. Classification of goods by transport facilities used when entering or leaving the port (tonnes)

3.1.17. Foreign and cabotage trade (tonnes)

**3.2. Containers traffic**

**3.3. Ships traffic**

**3.4. Sea passengers and automobiles in transport regime**

**3.5. Statistic breakdown of Ports Authorities**



PORT TRAFFIC > Goods traffic > Categories of goods classification (tonnes) > Energetic group > Steam coal and petroleum coke

3. Port traffic

3.1. Goods traffic

3.1.1. State-Owned Port System traffic general summary

3.1.2. Total port traffic (tonnes)

3.1.3. Other data of traffic (number)

3.1.4. Total traffic by type of operation and navigation (tonnes)

3.1.5. Total traffic by type of operation (tonnes)

3.1.6. Total traffic by type of navigation (tonnes)

3.1.7. Cabotage traffic goods (tonnes)

3.1.8. Foreign traffic goods (tonnes)

3.1.9. Cabotage and foreign traffic goods (tonnes)

3.1.10. Fish captures. Tonnes and value

3.1.11. Supplies and local traffic (tonnes)

3.1.12. World areas of origin and destination of goods (tonnes)

3.1.13. Goods by country (tonnes)

3.1.14. Categories of goods classification (tonnes)

Energetic group

3.1.14.1. Crude oil

3.1.14.2. Fueloil

3.1.14.3. Gasoil

3.1.14.4. Petrol

3.1.14.6. Other petroleum products

3.1.14.7. Energetic petroleum gases

3.1.14.12. Steam coal and petroleum coke

3.1.14.35. Natural Gas

3.1.14.51. Biofuel

Iron, steel and metallurgical goods group

3.1.14.8. Iron ore

3.1.14.10. Other mineral ores

3.1.14.11. Scrap iron

3.1.14.13. Siderurgical products

3.1.14.36. Other metallurgic products

Non-metallic minerals group

3.1.14.25. Salt

3.1.14.12. Carbón y coque de petróleo (toneladas)  
Steam coal and petroleum coke (tonnes)

| Autoridades Portuarias<br>Port Authorities | CABOTAJE<br>CABOTAGE      |                                |  |   |                  | EXTERIOR<br>FOREIGN       |                                |  |   |                   | TRÁNSITO<br>TOTAL<br>TRANSIT | TRÁFI-<br>CO<br>TOTAL<br>TRAFFIC |
|--|---------------------------|--------------------------------|--|---|------------------|---------------------------|--------------------------------|--|---|-------------------|------------------------------|----------------------------------|
|  | Embar-<br>cadas<br>Loaded | Desem-<br>barcadas<br>Unloaded | Embar-<br>cadas<br>tránsito<br>Loaded<br>Transit | Desem-<br>barcadas<br>tránsito<br>Unloaded<br>Transit | Total<br>Total   | Embar-<br>cadas<br>Loaded | Desem-<br>barcadas<br>Unloaded | Embar-<br>cadas<br>tránsito<br>Loaded<br>Transit | Desem-<br>barcadas<br>tránsito<br>Unloaded<br>Transit | Total<br>Total    |                              |                                  |
| A Coruña                                   | 29.114                    | 22.114                         | -  | -   | 51.228           | 215.098                   | 168.234                        | -  | -   | 383.332           | -                            | 434.560                          |
| Alicante                                   | 312                       | 35                             | -  | -   | 347              | -                         | 54                             | -  | -   | 54                | -                            | 400                              |
| Almería                                    | 210.605                   | 41.679                         | -  | -   | 252.285          | 1                         | 1.084.870                      | -  | -   | 1.084.871         | -                            | 1.337.156                        |
| Avilés                                     | -                         | -                              | -  | -   | -                | 156.701                   | 515.295                        | 24.061   | -   | 696.057           | 24.061                       | 696.057                          |
| Bahía de Algeciras                         | -                         | -                              | 6.580  | 2.110   | 8.690            | 1.092                     | 337.320                        | 53.337   | 60.338  | 452.087           | 122.365                      | 460.778                          |
| Bahía de Cádiz                             | 170                       | 23.540                         | -  | -   | 23.710           | 552                       | -                              | -  | -   | 552               | -                            | 24.262                           |
| Baleares                                   | 2.441                     | 716.117                        | -  | -   | 718.558          | -                         | 1.410                          | -  | -   | 1.410             | -                            | 719.968                          |
| Barcelona                                  | 826                       | 4                              | -  | -   | 831              | 4.559                     | 54.484                         | 30.624   | 28.850  | 118.517           | 59.474                       | 119.348                          |
| Bilbao                                     | 78.962                    | 33                             | -  | -   | 78.995           | 514.837                   | 125.294                        | -  | -   | 640.131           | -                            | 719.126                          |
| Cartagena                                  | 87.784                    | -                              | -  | -   | 87.784           | 1.252.528                 | 86.909                         | -  | -   | 1.339.437         | -                            | 1.427.221                        |
| Castellón                                  | 22.113                    | -                              | -  | -   | 22.113           | 419.036                   | 12.007                         | -  | -   | 431.043           | -                            | 453.156                          |
| Ceuta                                      | 1.625                     | -                              | -  | -   | 1.625            | -                         | -                              | -  | -   | -                 | -                            | 1.625                            |
| Ferrol-San Cibrao                          | 24                        | -                              | -  | -   | 24               | -                         | 2.162.675                      | -  | -   | 2.162.675         | -                            | 2.162.699                        |
| Gijón                                      | -                         | 209.762                        | 18.818   | -   | 228.580          | 141.877                   | 5.113.034                      | 877.308  | -   | 6.132.218         | 896.126                      | 6.360.798                        |
| Huelva                                     | 329                       | 5.573                          | -  | -   | 5.902            | 94.708                    | 325.819                        | -  | -   | 420.527           | -                            | 426.429                          |
| Las Palmas                                 | 5.371                     | 1.218                          | 164  | 164   | 6.917            | 3.612                     | 1.785                          | 5.952  | 5.952   | 17.301            | 12.232                       | 24.218                           |
| Málaga                                     | 53                        | -                              | -  | -   | 53               | -                         | 1.264                          | 65   | 65  | 1.394             | 130                          | 1.447                            |
| Marín y Ría de Pontevedra                  | -                         | -                              | -  | -   | -                | 35                        | 5.240                          | -  | -   | 5.275             | -                            | 5.275                            |
| Melilla                                    | -                         | 177                            | -  | -   | 177              | -                         | 23                             | -  | -   | 23                | -                            | 200                              |
| Motril                                     | 123                       | -                              | -  | -   | 123              | 13                        | -                              | -  | -   | 13                | -                            | 136                              |
| Pasaia                                     | -                         | 6.993                          | -  | -   | 6.993            | 103                       | -                              | -  | -   | 103               | -                            | 7.096                            |
| Sta. C. de Tenerife                        | 107                       | 414                            | -  | -   | 521              | -                         | 1.787                          | -  | 56  | 1.843             | 56                           | 2.364                            |
| Santander                                  | -                         | -                              | -  | -   | -                | 42                        | 273.494                        | -  | -   | 273.536           | -                            | 273.536                          |
| Sevilla                                    | 464                       | 169                            | -  | -   | 633              | -                         | 121                            | -  | -   | 121               | -                            | 754                              |
| Tarragona                                  | -                         | -                              | 512.802  | -   | 512.802          | 366                       | 527.423                        | 533.106  | 733.458   | 1.794.352         | 1.779.366                    | 2.307.155                        |
| Valencia                                   | 822                       | 17.671                         | 6.098  | 595   | 25.186           | 2.762                     | 16.518                         | 42.301   | 47.828  | 109.409           | 96.822                       | 134.595                          |
| Vigo                                       | -                         | -                              | -  | -   | -                | 11                        | 2.478                          | 4.725  | 4.997   | 12.211            | 9.722                        | 12.211                           |
| Vilagarcía                                 | 72                        | -                              | -  | -   | 72               | -                         | -                              | -  | -   | -                 | -                            | 72                               |
| <b>TOTAL</b>                               | <b>441.318</b>            | <b>1.045.499</b>               | <b>544.462</b>                                   | <b>2.869</b>  | <b>2.034.148</b> | <b>2.807.932</b>          | <b>10.817.537</b>              | <b>1.571.479</b>                                 | <b>881.543</b>  | <b>16.078.492</b> | <b>3.000.354</b>             | <b>18.112.640</b>                |

\* No incluye transbordo, pesca, avituallamiento ni tráfico interior  
Transshipment, fish captures, supplies and local traffic not included

3.1.14.52. Non-metallic minerals group

**Fertilizers group**

3.1.14.14. Phosphates

3.1.14.15. Potash

3.1.14.16. Natural and artificial fertilizers

**Chemical products group**

3.1.14.17. Chemical products

**Building materials group**

3.1.14.5. Asphalt

3.1.14.18. Cement and clinker

3.1.14.20. Manufactured building materials

**Agricultural and food products group**

3.1.14.21. Cereals and their flours

3.1.14.22. Soybeans

3.1.14.23. Fruits and vegetables

3.1.14.24. Wines, drinks and spirits

3.1.14.27. Tinned foods

3.1.14.28. Tobacco, cacao, coffee and spices

3.1.14.29. Oils and greases

3.1.14.30. Other foods

3.1.14.33. Chilled and frozen fish

3.1.14.37. Animal feed and fodder

**Other goods group**

3.1.14.19. Woods and cork

3.1.14.26. Paper and pulp

3.1.14.31. Machinery, tools and spares

3.1.14.34. Other goods

**Vehicles and transport items group**

3.1.14.32. Vehicles and parts

3.1.14.38. Ro-ro traffic tare weights

3.1.14.39. Containers tare weights

3.1.15. Transhipped goods (tonnes)

3.1.16. Classification of goods by transport facilities used when entering or leaving the port (tonnes)

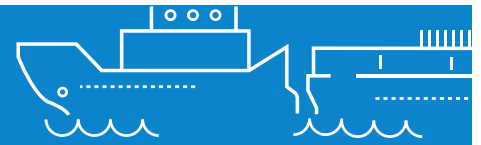
3.1.17. Foreign and cabotage trade (tonnes)

**3.2. Containers traffic**

**3.3. Ships traffic**

**3.4. Sea passengers and automobiles in transport regime**

**3.5. Statistic breakdown of Ports Authorities**



PORT TRAFFIC > Goods traffic > Categories of goods classification (tonnes) > Energetic group > Natural Gas

3. Port traffic

3.1. Goods traffic

3.1.1. State-Owned Port System traffic general summary

3.1.2. Total port traffic (tonnes)

3.1.3. Other data of traffic (number)

3.1.4. Total traffic by type of operation and navigation (tonnes)

3.1.5. Total traffic by type of operation (tonnes)

3.1.6. Total traffic by type of navigation (tonnes)

3.1.7. Cabotage traffic goods (tonnes)

3.1.8. Foreign traffic goods (tonnes)

3.1.9. Cabotage and foreign traffic goods (tonnes)

3.1.10. Fish captures. Tonnes and value

3.1.11. Supplies and local traffic (tonnes)

3.1.12. World areas of origin and destination of goods (tonnes)

3.1.13. Goods by country (tonnes)

3.1.14. Categories of goods classification (tonnes)

Energetic group

3.1.14.1. Crude oil

3.1.14.2. Fueloil

3.1.14.3. Gasoil

3.1.14.4. Petrol

3.1.14.6. Other petroleum products

3.1.14.7. Energetic petroleum gases

3.1.14.12. Steam coal and petroleum coke

3.1.14.35. Natural Gas

3.1.14.51. Biofuel

Iron, steel and metallurgical goods group

3.1.14.8. Iron ore

3.1.14.10. Other mineral ores

3.1.14.11. Scrap iron

3.1.14.13. Siderurgical products

3.1.14.36. Other metallurgic products

Non-metallic minerals group

3.1.14.25. Salt

**3.1.14.35. Gas natural (toneladas)**  
*Natural gas (tonnes)*

| Autoridades Portuarias<br>Port Authorities | CABOTAJE<br>CABOTAGE |                           |  |   |                | EXTERIOR<br>FOREIGN  |                           |  |   |                   | TRÁNSITO<br>TOTAL<br>TOTAL<br>TRANSIT | TRÁFICO<br>TOTAL<br>TOTAL<br>TRAFFIC |
|--|----------------------|---------------------------|--|---|----------------|----------------------|---------------------------|--|---|-------------------|---------------------------------------|--------------------------------------|
|  | Embarcadas<br>Loaded | Desembarcadas<br>Unloaded | Embarcadas tránsito<br>Loaded<br>Transit | Desembarcadas tránsito<br>Unloaded<br>Transit | Total<br>Total | Embarcadas<br>Loaded | Desembarcadas<br>Unloaded | Embarcadas tránsito<br>Loaded<br>Transit | Desembarcadas tránsito<br>Unloaded<br>Transit | Total<br>Total    |                                       |                                      |
| A Coruña                                   | -                    | -                         | -  | -   | -              | -                    | -                         | -  | -   | -                 | -                                     | -                                    |
| Alicante                                   | -                    | -                         | -  | -   | -              | -                    | -                         | -  | -   | -                 | -                                     | -                                    |
| Almería                                    | -                    | -                         | -  | -   | -              | -                    | -                         | -  | -   | -                 | -                                     | -                                    |
| Avilés                                     | -                    | -                         | -  | -   | -              | -                    | -                         | -  | -   | -                 | -                                     | -                                    |
| Bahía de Algeciras                         | -                    | -                         | -  | -   | -              | -                    | -                         | 282                                      | -   | 282               | 282                                   | 282                                  |
| Bahía de Cádiz                             | -                    | -                         | -  | -   | -              | -                    | -                         | -  | -   | -                 | -                                     | -                                    |
| Baleares                                   | 21                   | 216                       | -  | -   | 237            | -                    | -                         | -  | -   | -                 | -                                     | 237                                  |
| Barcelona                                  | -                    | 2.310                     | -  | 10.712  | 13.022         | 12.657               | 4.009.944                 | -  | 3.004   | 4.025.605         | 13.716                                | 4.038.627                            |
| Bilbao                                     | -                    | -                         | -  | -   | -              | 1.232                | 4.200.059                 | -  | -   | 4.201.291         | -                                     | 4.201.291                            |
| Cartagena                                  | -                    | -                         | -  | -   | -              | -                    | 1.310.288                 | -  | -   | 1.310.288         | -                                     | 1.310.288                            |
| Castellón                                  | -                    | -                         | -  | -   | -              | -                    | -                         | -  | -   | -                 | -                                     | -                                    |
| Ceuta                                      | -                    | -                         | -  | -   | -              | -                    | -                         | -  | -   | -                 | -                                     | -                                    |
| Ferrol-San Cibrao                          | -                    | -                         | -  | -   | -              | 2.755                | 900.071                   | -  | -   | 902.826           | -                                     | 902.826                              |
| Gijón                                      | -                    | -                         | -  | -   | -              | -                    | -                         | -  | -   | -                 | -                                     | -                                    |
| Huelva                                     | -                    | -                         | -  | -   | -              | 10.653               | 3.635.940                 | -  | -   | 3.646.593         | -                                     | 3.646.593                            |
| Las Palmas                                 | 58                   | 83                        | 19                                       | 19  | 179            | -                    | -                         | -  | -   | -                 | 38                                    | 179                                  |
| Málaga                                     | -                    | -                         | -  | -   | -              | -                    | -                         | -  | -   | -                 | -                                     | -                                    |
| Marín y Ría de Pontevedra                  | -                    | -                         | -  | -   | -              | -                    | -                         | -  | -   | -                 | -                                     | -                                    |
| Melilla                                    | -                    | -                         | -  | -   | -              | -                    | -                         | -  | -   | -                 | -                                     | -                                    |
| Motril                                     | -                    | -                         | -  | -   | -              | -                    | -                         | -  | -   | -                 | -                                     | -                                    |
| Pasaia                                     | -                    | -                         | -  | -   | -              | -                    | -                         | -  | -   | -                 | -                                     | -                                    |
| Sta. C. de Tenerife                        | -                    | -                         | -  | -   | -              | -                    | -                         | -  | -   | -                 | -                                     | -                                    |
| Santander                                  | -                    | -                         | -  | -   | -              | -                    | 312                       | -  | -   | 312               | -                                     | 312                                  |
| Sevilla                                    | -                    | -                         | -  | -   | -              | -                    | -                         | -  | -   | -                 | -                                     | -                                    |
| Tarragona                                  | -                    | -                         | -  | -   | -              | -                    | -                         | -  | -   | -                 | -                                     | -                                    |
| Valencia                                   | 216                  | 21                        | -  | -   | 237            | -                    | 1.548.911                 | -  | -   | 1.548.911         | -                                     | 1.549.148                            |
| Vigo                                       | -                    | -                         | -  | -   | -              | -                    | -                         | -  | -   | -                 | -                                     | -                                    |
| Vilagarcía                                 | -                    | -                         | -  | -   | -              | -                    | -                         | -  | -   | -                 | -                                     | -                                    |
| <b>TOTAL</b>                               | <b>295</b>           | <b>2.630</b>              | <b>19</b>                                | <b>10.731</b>                                 | <b>13.675</b>  | <b>27.297</b>        | <b>15.605.525</b>         | <b>282</b>                               | <b>3.004</b>                                  | <b>15.636.108</b> | <b>14.036</b>                         | <b>15.649.783</b>                    |

\* No incluye transbordo, pesca, avituallamiento ni tráfico interior  
*Transshipment, fish captures, supplies and local traffic not included*

3.1.14.52. Non-metallic minerals group

**Fertilizers group**

3.1.14.14. Phosphates

3.1.14.15. Potash

3.1.14.16. Natural and artificial fertilizers

**Chemical products group**

3.1.14.17. Chemical products

**Building materials group**

3.1.14.5. Asphalt

3.1.14.18. Cement and clinker

3.1.14.20. Manufactured building materials

**Agricultural and food products group**

3.1.14.21. Cereals and their flours

3.1.14.22. Soybeans

3.1.14.23. Fruits and vegetables

3.1.14.24. Wines, drinks and spirits

3.1.14.27. Tinned foods

3.1.14.28. Tobacco, cacao, coffee and spices

3.1.14.29. Oils and greases

3.1.14.30. Other foods

3.1.14.33. Chilled and frozen fish

3.1.14.37. Animal feed and fodder

**Other goods group**

3.1.14.19. Woods and cork

3.1.14.26. Paper and pulp

3.1.14.31. Machinery, tools and spares

3.1.14.34. Other goods

**Vehicles and transport items group**

3.1.14.32. Vehicles and parts

3.1.14.38. Ro-ro traffic tare weights

3.1.14.39. Containers tare weights

3.1.15. Transhipped goods (tonnes)

3.1.16. Classification of goods by transport facilities used when entering or leaving the port (tonnes)

3.1.17. Foreign and cabotage trade (tonnes)

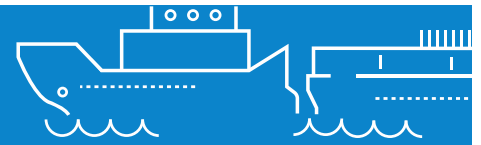
**3.2. Containers traffic**

**3.3. Ships traffic**

**3.4. Sea passengers and automobiles in transport regime**

**3.5. Statistic breakdown of Ports Authorities**





PORT TRAFFIC > Goods traffic > Categories of goods classification (tonnes) > Energetic group > Biofuel

3. Port traffic

3.1. Goods traffic

3.1.1. State-Owned Port System traffic general summary

3.1.2. Total port traffic (tonnes)

3.1.3. Other data of traffic (number)

3.1.4. Total traffic by type of operation and navigation (tonnes)

3.1.5. Total traffic by type of operation (tonnes)

3.1.6. Total traffic by type of navigation (tonnes)

3.1.7. Cabotage traffic goods (tonnes)

3.1.8. Foreign traffic goods (tonnes)

3.1.9. Cabotage and foreign traffic goods (tonnes)

3.1.10. Fish captures. Tonnes and value

3.1.11. Supplies and local traffic (tonnes)

3.1.12. World areas of origin and destination of goods (tonnes)

3.1.13. Goods by country (tonnes)

3.1.14. Categories of goods classification (tonnes)

Energetic group

3.1.14.1. Crude oil

3.1.14.2. Fueloil

3.1.14.3. Gasoil

3.1.14.4. Petrol

3.1.14.6. Other petroleum products

3.1.14.7. Energetic petroleum gases

3.1.14.12. Steam coal and petroleum coke

3.1.14.35. Natural Gas

3.1.14.51. Biofuel

Iron, steel and metallurgical goods group

3.1.14.8. Iron ore

3.1.14.10. Other mineral ores

3.1.14.11. Scrap iron

3.1.14.13. Siderurgical products

3.1.14.36. Other metallurgic products

Non-metallic minerals group

3.1.14.25. Salt

3.1.14.51. Biocombustibles (toneladas)  
Biofuel (tonnes)

| Autoridades Portuarias<br>Port Authorities | CABOTAJE<br>CABOTAGE |                           |  |   |                  | EXTERIOR<br>FOREIGN  |                           |  |   |                  | TRÁNSITO<br>TOTAL<br>TOTAL<br>TRANSIT | TRÁFICO<br>TOTAL<br>TOTAL<br>TRAFFIC |
|--|----------------------|---------------------------|--|---|------------------|----------------------|---------------------------|--|---|------------------|---------------------------------------|--------------------------------------|
|  | Embarcadas<br>Loaded | Desembarcadas<br>Unloaded | Embarcadas tránsito<br>Loaded<br>Transit | Desembarcadas tránsito<br>Unloaded<br>Transit | Total<br>Total   | Embarcadas<br>Loaded | Desembarcadas<br>Unloaded | Embarcadas tránsito<br>Loaded<br>Transit | Desembarcadas tránsito<br>Unloaded<br>Transit | Total<br>Total   |                                       |                                      |
| A Coruña                                   | 82.060               | 70.470                    | -  | -   | 152.530          | 46.405               | 50.057                    | -  | -   | 96.462           | -                                     | 248.992                              |
| Alicante                                   | 6.144                | 394                       | -  | -   | 6.537            | 28.811               | 318                       | -  | -   | 29.130           | -                                     | 35.667                               |
| Almería                                    | 15.058               | -                         | -  | -   | 15.058           | 27.707               | 20                        | -  | -   | 27.727           | -                                     | 42.785                               |
| Avilés                                     | -                    | -                         | -  | -   | -                | -                    | -                         | -  | -   | -                | -                                     | -                                    |
| Bahía de Algeciras                         | 9.150                | -                         | 16.695                                   | 45.883  | 71.728           | 13.161               | 11.773                    | 41.453                                   | 39.482  | 105.869          | 143.513                               | 177.598                              |
| Bahía de Cádiz                             | 804                  | 1                         | 30.538                                   | 71.054  | 102.397          | 4.147                | -                         | 135.385                                  | 111.863                                       | 251.395          | 348.840                               | 353.792                              |
| Baleares                                   | -                    | 28                        | -  | -   | 28               | -                    | -                         | -  | -   | -                | -                                     | 28                                   |
| Barcelona                                  | 9.937                | 104.010                   | 58.892                                   | 43.914  | 216.754          | 156.934              | 208.359                   | 537.453                                  | 451.179                                       | 1.353.926        | 1.091.439                             | 1.570.680                            |
| Bilbao                                     | 30.887               | 124.850                   | -  | -   | 155.737          | 246.394              | 151.858                   | -  | -   | 398.252          | -                                     | 553.989                              |
| Cartagena                                  | 73.544               | 66.119                    | -  | -   | 139.663          | 128.647              | 10.059                    | -  | -   | 138.706          | -                                     | 278.369                              |
| Castellón                                  | 192.423              | 54.217                    | -  | -   | 246.639          | 258.142              | 45.157                    | -  | 22  | 303.320          | 22                                    | 549.959                              |
| Ceuta                                      | -                    | 58                        | -  | -   | 58               | -                    | -                         | -  | -   | -                | -                                     | 58                                   |
| Ferrol-San Cibrao                          | 39.953               | -                         | -  | -   | 39.953           | 169.093              | 46                        | -  | -   | 169.139          | -                                     | 209.092                              |
| Gijón                                      | -                    | 1.763                     | -  | -   | 1.763            | 41                   | 731                       | -  | -   | 772              | -                                     | 2.535                                |
| Huelva                                     | 116.737              | 39.520                    | 344.954                                  | 196.909                                       | 698.120          | 89.508               | 13                        | 968.315                                  | 1.174.004                                     | 2.231.840        | 2.684.182                             | 2.929.960                            |
| Las Palmas                                 | 1.119                | 25.944                    | 29                                       | 29  | 27.121           | 97                   | 2.275                     | 8.001                                    | 7.993   | 18.366           | 16.052                                | 45.487                               |
| Málaga                                     | 809                  | -                         | -  | -   | 809              | 15.208               | 206                       | 117                                      | 117   | 15.648           | 234                                   | 16.457                               |
| Marín y Ría de Pontevedra                  | -                    | -                         | -  | -   | -                | 235                  | 2.671                     | -  | -   | 2.906            | -                                     | 2.906                                |
| Melilla                                    | -                    | 1.059                     | -  | -   | 1.059            | -                    | 68                        | -  | -   | 68               | -                                     | 1.127                                |
| Motril                                     | 209                  | -                         | -  | -   | 209              | 2.526                | 3.593                     | -  | -   | 6.119            | -                                     | 6.328                                |
| Pasaia                                     | -                    | -                         | -  | -   | -                | -                    | -                         | -  | -   | -                | -                                     | -                                    |
| Sta. C. de Tenerife                        | -                    | 2.447                     | -  | -   | 2.447            | -                    | 276                       | -  | -   | 276              | -                                     | 2.723                                |
| Santander                                  | 2.586                | -                         | -  | -   | 2.586            | 99.224               | 48.608                    | -  | -   | 147.832          | -                                     | 150.418                              |
| Sevilla                                    | 4.320                | 184                       | -  | -   | 4.504            | -                    | 28                        | -  | -   | 28               | -                                     | 4.532                                |
| Tarragona                                  | 2.800                | 111.840                   | -  | -   | 114.641          | 15.739               | 31.408                    | 9.998                                    | 9.983   | 67.128           | 19.981                                | 181.769                              |
| Valencia                                   | 34.046               | 16.100                    | 1.959                                    | 12.438  | 64.543           | 224.366              | 25.401                    | 55.679                                   | 46.558  | 352.004          | 116.634                               | 416.547                              |
| Vigo                                       | 14                   | -                         | -  | -   | 14               | 609                  | 1.447                     | -  | -   | 2.056            | -                                     | 2.070                                |
| Vilagarcía                                 | 44                   | -                         | -  | -   | 44               | -                    | -                         | -  | -   | -                | -                                     | 44                                   |
| <b>TOTAL</b>                               | <b>622.644</b>       | <b>619.004</b>            | <b>453.068</b>                           | <b>370.227</b>                                | <b>2.064.942</b> | <b>1.526.994</b>     | <b>594.373</b>            | <b>1.756.401</b>                         | <b>1.841.201</b>                              | <b>5.718.969</b> | <b>4.420.897</b>                      | <b>7.783.911</b>                     |

\* No incluye transbordo, pesca, avituallamiento ni tráfico interior  
Transshipment, fish captures, supplies and local traffic not included

3.1.14.52. Non-metallic minerals group

**Fertilizers group**

3.1.14.14. Phosphates

3.1.14.15. Potash

3.1.14.16. Natural and artificial fertilizers

**Chemical products group**

3.1.14.17. Chemical products

**Building materials group**

3.1.14.5. Asphalt

3.1.14.18. Cement and clinker

3.1.14.20. Manufactured building materials

**Agricultural and food products group**

3.1.14.21. Cereals and their flours

3.1.14.22. Soybeans

3.1.14.23. Fruits and vegetables

3.1.14.24. Wines, drinks and spirits

3.1.14.27. Tinned foods

3.1.14.28. Tobacco, cacao, coffee and spices

3.1.14.29. Oils and greases

3.1.14.30. Other foods

3.1.14.33. Chilled and frozen fish

3.1.14.37. Animal feed and fodder

**Other goods group**

3.1.14.19. Woods and cork

3.1.14.26. Paper and pulp

3.1.14.31. Machinery, tools and spares

3.1.14.34. Other goods

**Vehicles and transport items group**

3.1.14.32. Vehicles and parts

3.1.14.38. Ro-ro traffic tare weights

3.1.14.39. Containers tare weights

3.1.15. Transhipped goods (tonnes)

3.1.16. Classification of goods by transport facilities used when entering or leaving the port (tonnes)

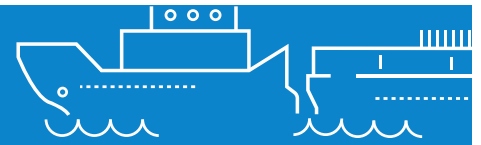
3.1.17. Foreign and cabotage trade (tonnes)

**3.2. Containers traffic**

**3.3. Ships traffic**

**3.4. Sea passengers and automobiles in transport regime**

**3.5. Statistic breakdown of Ports Authorities**



PORT TRAFFIC > Goods traffic > Categories of goods classification (tonnes) > Iron, steel and metallurgical goods group > Iron ore

3. Port traffic

3.1. Goods traffic

3.1.1. State-Owned Port System traffic general summary

3.1.2. Total port traffic (tonnes)

3.1.3. Other data of traffic (number)

3.1.4. Total traffic by type of operation and navigation (tonnes)

3.1.5. Total traffic by type of operation (tonnes)

3.1.6. Total traffic by type of navigation (tonnes)

3.1.7. Cabotage traffic goods (tonnes)

3.1.8. Foreign traffic goods (tonnes)

3.1.9. Cabotage and foreign traffic goods (tonnes)

3.1.10. Fish captures. Tonnes and value

3.1.11. Supplies and local traffic (tonnes)

3.1.12. World areas of origin and destination of goods (tonnes)

3.1.13. Goods by country (tonnes)

3.1.14. Categories of goods classification (tonnes)

Energetic group

3.1.14.1. Crude oil

3.1.14.2. Fueloil

3.1.14.3. Gasoil

3.1.14.4. Petrol

3.1.14.6. Other petroleum products

3.1.14.7. Energetic petroleum gases

3.1.14.12. Steam coal and petroleum coke

3.1.14.35. Natural Gas

3.1.14.51. Biofuel

Iron, steel and metallurgical goods group

3.1.14.8. Iron ore

3.1.14.10. Other mineral ores

3.1.14.11. Scrap iron

3.1.14.13. Siderurgical products

3.1.14.36. Other metallurgic products

Non-metallic minerals group

3.1.14.25. Salt

**3.1.14.8. Mineral de hierro (toneladas)**  
*Iron ore (tonnes)*

| Autoridades Portuarias<br>Port Authorities | CABOTAJE<br>CABOTAGE |                           |  |   |                | EXTERIOR<br>FOREIGN  |                           |  |   |                  | TRÁNSITO<br>TOTAL<br>TOTAL<br>TRANSIT | TRÁFICO<br>TOTAL<br>TOTAL<br>TRAFFIC |
|--|----------------------|---------------------------|--|---|----------------|----------------------|---------------------------|--|---|------------------|---------------------------------------|--------------------------------------|
|  | Embarcadas<br>Loaded | Desembarcadas<br>Unloaded | Embarcadas tránsito<br>Loaded<br>Transit | Desembarcadas tránsito<br>Unloaded<br>Transit | Total<br>Total | Embarcadas<br>Loaded | Desembarcadas<br>Unloaded | Embarcadas tránsito<br>Loaded<br>Transit | Desembarcadas tránsito<br>Unloaded<br>Transit | Total<br>Total   |                                       |                                      |
| A Coruña                                   | -                    | -                         | -  | -   | -              | -                    | -                         | -  | -   | -                | -                                     | -                                    |
| Alicante                                   | -                    | -                         | -  | -   | -              | -                    | -                         | -  | -   | -                | -                                     | -                                    |
| Almería                                    | -                    | -                         | -  | -   | -              | -                    | -                         | -  | -   | -                | -                                     | -                                    |
| Avilés                                     | -                    | -                         | -  | -   | -              | -                    | 76.172                    | -  | -   | 76.172           | -                                     | 76.172                               |
| Bahía de Algeciras                         | -                    | -                         | 474                                      | -   | 474            | 12                   | 46                        | 1.332                                    | 1.806   | 3.195            | 3.611                                 | 3.669                                |
| Bahía de Cádiz                             | -                    | -                         | -  | -   | -              | -                    | -                         | -  | -   | -                | -                                     | -                                    |
| Baleares                                   | 1.716                | 10.152                    | -  | -   | 11.868         | -                    | -                         | -  | -   | -                | -                                     | 11.868                               |
| Barcelona                                  | 3.793                | 159                       | -  | -   | 3.952          | 411                  | 9.080                     | 354                                      | 354   | 10.199           | 708                                   | 14.151                               |
| Bilbao                                     | -                    | 104                       | -  | -   | 104            | 140                  | 7.963                     | -  | -   | 8.103            | -                                     | 8.207                                |
| Cartagena                                  | -                    | -                         | -  | -   | -              | -                    | -                         | -  | -   | -                | -                                     | -                                    |
| Castellón                                  | -                    | -                         | -  | -   | -              | -                    | -                         | -  | -   | -                | -                                     | -                                    |
| Ceuta                                      | -                    | -                         | -  | -   | -              | -                    | -                         | -  | -   | -                | -                                     | -                                    |
| Ferrol-San Cibrao                          | -                    | -                         | -  | -   | -              | -                    | -                         | -  | -   | -                | -                                     | -                                    |
| Gijón                                      | -                    | 114.455                   | -  | -   | 114.455        | -                    | 5.621.864                 | -  | -   | 5.621.864        | -                                     | 5.736.319                            |
| Huelva                                     | -                    | -                         | -  | -   | -              | 64.407               | 7.907                     | -  | -   | 72.314           | -                                     | 72.314                               |
| Las Palmas                                 | 64                   | 52                        | 10                                       | 10  | 136            | -                    | -                         | 183                                      | 183   | 366              | 386                                   | 502                                  |
| Málaga                                     | -                    | 2.098                     | -  | -   | 2.098          | 19                   | -                         | -  | -   | 19               | -                                     | 2.117                                |
| Marín y Ría de Pontevedra                  | -                    | -                         | -  | -   | -              | -                    | -                         | -  | -   | -                | -                                     | -                                    |
| Melilla                                    | 2.075                | -                         | -  | -   | 2.075          | -                    | -                         | -  | -   | -                | -                                     | 2.075                                |
| Motril                                     | -                    | -                         | -  | -   | -              | -                    | -                         | -  | -   | -                | -                                     | -                                    |
| Pasaia                                     | -                    | -                         | -  | -   | -              | -                    | -                         | -  | -   | -                | -                                     | -                                    |
| Sta. C. de Tenerife                        | 143                  | 155                       | -  | -   | 298            | -                    | -                         | -  | -   | -                | -                                     | 298                                  |
| Santander                                  | -                    | -                         | -  | -   | -              | 25                   | 276.163                   | -  | -   | 276.188          | -                                     | 276.188                              |
| Sevilla                                    | -                    | -                         | -  | -   | -              | -                    | 111.271                   | -  | -   | 111.271          | -                                     | 111.271                              |
| Tarragona                                  | -                    | -                         | -  | -   | -              | -                    | 13.007                    | -  | -   | 13.007           | -                                     | 13.007                               |
| Valencia                                   | 5.357                | 544                       | -  | 15  | 5.916          | -                    | 3.713                     | 2.061                                    | 2.030   | 7.804            | 4.106                                 | 13.720                               |
| Vigo                                       | -                    | -                         | -  | -   | -              | 126                  | -                         | 1.887                                    | 1.939   | 3.952            | 3.826                                 | 3.952                                |
| Vilagarcía                                 | -                    | -                         | -  | -   | -              | -                    | -                         | -  | -   | -                | -                                     | -                                    |
| <b>TOTAL</b>                               | <b>13.148</b>        | <b>127.719</b>            | <b>484</b>                               | <b>25</b>                                     | <b>141.376</b> | <b>65.141</b>        | <b>6.127.186</b>          | <b>5.816</b>                             | <b>6.311</b>                                  | <b>6.204.455</b> | <b>12.637</b>                         | <b>6.345.830</b>                     |

\* No incluye transbordo, pesca, avituallamiento ni tráfico interior  
*Transshipment, fish captures, supplies and local traffic not included*

3.1.14.52. Non-metallic minerals group

**Fertilizers group**

3.1.14.14. Phosphates

3.1.14.15. Potash

3.1.14.16. Natural and artificial fertilizers

**Chemical products group**

3.1.14.17. Chemical products

**Building materials group**

3.1.14.5. Asphalt

3.1.14.18. Cement and clinker

3.1.14.20. Manufactured building materials

**Agricultural and food products group**

3.1.14.21. Cereals and their flours

3.1.14.22. Soybeans

3.1.14.23. Fruits and vegetables

3.1.14.24. Wines, drinks and spirits

3.1.14.27. Tinned foods

3.1.14.28. Tobacco, cacao, coffee and spices

3.1.14.29. Oils and greases

3.1.14.30. Other foods

3.1.14.33. Chilled and frozen fish

3.1.14.37. Animal feed and fodder

**Other goods group**

3.1.14.19. Woods and cork

3.1.14.26. Paper and pulp

3.1.14.31. Machinery, tools and spares

3.1.14.34. Other goods

**Vehicles and transport items group**

3.1.14.32. Vehicles and parts

3.1.14.38. Ro-ro traffic tare weights

3.1.14.39. Containers tare weights

3.1.15. Transhipped goods (tonnes)

3.1.16. Classification of goods by transport facilities used when entering or leaving the port (tonnes)

3.1.17. Foreign and cabotage trade (tonnes)

**3.2. Containers traffic**

**3.3. Ships traffic**

**3.4. Sea passengers and automobiles in transport regime**

**3.5. Statistic breakdown of Ports Authorities**



PORT TRAFFIC > Goods traffic > Categories of goods classification (tonnes) > Iron, steel and metallurgical goods group > Other mineral ores

3. Port traffic

3.1. Goods traffic

3.1.1. State-Owned Port System traffic general summary

3.1.2. Total port traffic (tonnes)

3.1.3. Other data of traffic (number)

3.1.4. Total traffic by type of operation and navigation (tonnes)

3.1.5. Total traffic by type of operation (tonnes)

3.1.6. Total traffic by type of navigation (tonnes)

3.1.7. Cabotage traffic goods (tonnes)

3.1.8. Foreign traffic goods (tonnes)

3.1.9. Cabotage and foreign traffic goods (tonnes)

3.1.10. Fish captures. Tonnes and value

3.1.11. Supplies and local traffic (tonnes)

3.1.12. World areas of origin and destination of goods (tonnes)

3.1.13. Goods by country (tonnes)

3.1.14. Categories of goods classification (tonnes)

Energetic group

3.1.14.1. Crude oil

3.1.14.2. Fueloil

3.1.14.3. Gasoil

3.1.14.4. Petrol

3.1.14.6. Other petroleum products

3.1.14.7. Energetic petroleum gases

3.1.14.12. Steam coal and petroleum coke

3.1.14.35. Natural Gas

3.1.14.51. Biofuel

Iron, steel and metallurgical goods group

3.1.14.8. Iron ore

3.1.14.10. Other mineral ores

3.1.14.11. Scrap iron

3.1.14.13. Siderurgical products

3.1.14.36. Other metallurgic products

Non-metallic minerals group

3.1.14.25. Salt

3.1.14.10. Otros minerales y residuos metálicos (toneladas)  
Other mineral ores (tonnes)

| Autoridades Portuarias<br>Port Authorities | CABOTAJE<br>CABOTAGE      |                                |  |   |                | EXTERIOR<br>FOREIGN       |                                |  |   |                  | TRÁNSITO<br>TOTAL<br>TRANSIT | TRÁFI-<br>CO<br>TOTAL<br>TRAFFIC |
|--|---------------------------|--------------------------------|--|---|----------------|---------------------------|--------------------------------|--|---|------------------|------------------------------|----------------------------------|
|  | Embar-<br>cadas<br>Loaded | Desem-<br>barcadas<br>Unloaded | Embar-<br>cadas<br>tránsito<br>Loaded<br>Transit | Desem-<br>barcadas<br>tránsito<br>Unloaded<br>Transit | Total<br>Total | Embar-<br>cadas<br>Loaded | Desem-<br>barcadas<br>Unloaded | Embar-<br>cadas<br>tránsito<br>Loaded<br>Transit | Desem-<br>barcadas<br>tránsito<br>Unloaded<br>Transit | Total<br>Total   |                              |                                  |
| A Coruña                                   | -                         | -                              | -  | -   | -              | -                         | -                              | -  | 40.180  | 40.180           | 40.180                       | 40.180                           |
| Alicante                                   | 166                       | 86                             | -  | -   | 252            | -                         | -                              | -  | -   | -                | -                            | 253                              |
| Almería                                    | -                         | -                              | -  | -   | -              | 3                         | -                              | -  | -   | 3                | -                            | 3                                |
| Avilés                                     | -                         | 22.727                         | -  | -   | 22.727         | 50.722                    | 1.018.894                      | -  | -   | 1.069.616        | -                            | 1.092.343                        |
| Bahía de Algeciras                         | 19                        | -                              | 37.681   | 17.377  | 55.077         | 15.994                    | 14.776                         | 252.078  | 276.065   | 558.914          | 583.201                      | 613.991                          |
| Bahía de Cádiz                             | 73                        | -                              | -  | -   | 73             | 14                        | -                              | -  | -   | 14               | -                            | 87                               |
| Baleares                                   | 19.410                    | 1.084                          | -  | -   | 20.494         | -                         | -                              | -  | -   | -                | -                            | 20.494                           |
| Barcelona                                  | 605                       | 14.465                         | -  | -   | 15.070         | 110.647                   | 71.096                         | 77.375   | 77.863  | 336.980          | 155.238                      | 352.050                          |
| Bilbao                                     | 79                        | 373                            | -  | -   | 452            | 81.030                    | 95.244                         | -  | -   | 176.274          | -                            | 176.726                          |
| Cartagena                                  | -                         | -                              | -  | -   | -              | 1.010                     | 586                            | -  | -   | 1.596            | -                            | 1.596                            |
| Castellón                                  | -                         | -                              | -  | -   | -              | 971                       | 62.232                         | -  | -   | 63.203           | -                            | 63.203                           |
| Ceuta                                      | -                         | -                              | -  | -   | -              | -                         | -                              | -  | -   | -                | -                            | -                                |
| Ferrol-San Cibrao                          | -                         | -                              | -  | -   | -              | 18.266                    | 3.966.686                      | -  | -   | 3.984.952        | -                            | 3.984.952                        |
| Gijón                                      | -                         | -                              | -  | -   | -              | 10.891                    | 28.939                         | -  | -   | 39.830           | -                            | 39.830                           |
| Huelva                                     | 22.728                    | 77                             | -  | -   | 22.805         | 1.000.770                 | 1.146.267                      | 184.356  | 79.172  | 2.410.565        | 263.528                      | 2.433.370                        |
| Las Palmas                                 | 7.498                     | 651                            | 114  | 114   | 8.377          | 3                         | 23                             | 30.270   | 30.734  | 61.030           | 61.232                       | 69.407                           |
| Málaga                                     | 8                         | 13                             | -  | -   | 21             | 1.635                     | 709                            | 365  | 365   | 3.074            | 730                          | 3.095                            |
| Marín y Ría de Pontevedra                  | -                         | -                              | -  | -   | -              | 4.027                     | 1.083                          | -  | -   | 5.110            | -                            | 5.110                            |
| Melilla                                    | 13                        | 8                              | -  | -   | 21             | -                         | -                              | -  | -   | -                | -                            | 21                               |
| Motril                                     | -                         | -                              | -  | -   | -              | 5                         | 730                            | -  | -   | 735              | -                            | 735                              |
| Pasaia                                     | -                         | -                              | -  | -   | -              | 33.605                    | 36.879                         | -  | -   | 70.484           | -                            | 70.484                           |
| Sta. C. de Tenerife                        | 2.346                     | 941                            | 484  | 484   | 4.255          | 923                       | 4                              | -  | -   | 927              | 968                          | 5.182                            |
| Santander                                  | -                         | -                              | 17.143   | -   | 17.143         | 9.557                     | 255.960                        | -  | 11.082  | 276.599          | 28.225                       | 293.742                          |
| Sevilla                                    | 255                       | 291                            | -  | -   | 546            | -                         | -                              | -  | -   | -                | -                            | 546                              |
| Tarragona                                  | -                         | 48                             | -  | -   | 48             | 92                        | 54.238                         | 38   | 38  | 54.405           | 75                           | 54.454                           |
| Valencia                                   | 91                        | 11.616                         | 3.578  | 1.945   | 17.230         | 79.350                    | 98.350                         | 129.847  | 130.651   | 438.198          | 266.021                      | 455.428                          |
| Vigo                                       | -                         | 1.001                          | -  | -   | 1.001          | 6.517                     | 2.742                          | 3.515  | 3.515   | 16.289           | 7.030                        | 17.290                           |
| Vilagarcía                                 | -                         | 311                            | -  | -   | 311            | -                         | -                              | -  | -   | -                | -                            | 311                              |
| <b>TOTAL</b>                               | <b>53.291</b>             | <b>53.693</b>                  | <b>59.000</b>                                    | <b>19.920</b>   | <b>185.904</b> | <b>1.426.032</b>          | <b>6.855.439</b>               | <b>677.843</b>                                   | <b>649.665</b>  | <b>9.608.979</b> | <b>1.406.428</b>             | <b>9.794.882</b>                 |

\* No incluye transbordo, pesca, avituallamiento ni tráfico interior  
Transhipment, fish captures, supplies and local traffic not included

3.1.14.52. Non-metallic minerals group

**Fertilizers group**

3.1.14.14. Phosphates

3.1.14.15. Potash

3.1.14.16. Natural and artificial fertilizers

**Chemical products group**

3.1.14.17. Chemical products

**Building materials group**

3.1.14.5. Asphalt

3.1.14.18. Cement and clinker

3.1.14.20. Manufactured building materials

**Agricultural and food products group**

3.1.14.21. Cereals and their flours

3.1.14.22. Soybeans

3.1.14.23. Fruits and vegetables

3.1.14.24. Wines, drinks and spirits

3.1.14.27. Tinned foods

3.1.14.28. Tobacco, cacao, coffee and spices

3.1.14.29. Oils and greases

3.1.14.30. Other foods

3.1.14.33. Chilled and frozen fish

3.1.14.37. Animal feed and fodder

**Other goods group**

3.1.14.19. Woods and cork

3.1.14.26. Paper and pulp

3.1.14.31. Machinery, tools and spares

3.1.14.34. Other goods

**Vehicles and transport items group**

3.1.14.32. Vehicles and parts

3.1.14.38. Ro-ro traffic tare weights

3.1.14.39. Containers tare weights

3.1.15. Transhipped goods (tonnes)

3.1.16. Classification of goods by transport facilities used when entering or leaving the port (tonnes)

3.1.17. Foreign and cabotage trade (tonnes)

**3.2. Containers traffic**

**3.3. Ships traffic**

**3.4. Sea passengers and automobiles in transport regime**

**3.5. Statistic breakdown of Ports Authorities**



PORT TRAFFIC > Goods traffic > Categories of goods classification (tonnes) > Iron, steel and metallurgical goods group > Scrap iron

### 3. Port traffic

#### 3.1. Goods traffic

3.1.1. State-Owned Port System traffic general summary

3.1.2. Total port traffic (tonnes)

3.1.3. Other data of traffic (number)

3.1.4. Total traffic by type of operation and navigation (tonnes)

3.1.5. Total traffic by type of operation (tonnes)

3.1.6. Total traffic by type of navigation (tonnes)

3.1.7. Cabotage traffic goods (tonnes)

3.1.8. Foreign traffic goods (tonnes)

3.1.9. Cabotage and foreign traffic goods (tonnes)

3.1.10. Fish captures. Tonnes and value

3.1.11. Supplies and local traffic (tonnes)

3.1.12. World areas of origin and destination of goods (tonnes)

3.1.13. Goods by country (tonnes)

3.1.14. Categories of goods classification (tonnes)

#### Energetic group

3.1.14.1. Crude oil

3.1.14.2. Fueloil

3.1.14.3. Gasoil

3.1.14.4. Petrol

3.1.14.6. Other petroleum products

3.1.14.7. Energetic petroleum gases

3.1.14.12. Steam coal and petroleum coke

3.1.14.35. Natural Gas

3.1.14.51. Biofuel

#### Iron, steel and metallurgical goods group

3.1.14.8. Iron ore

3.1.14.10. Other mineral ores

#### 3.1.14.11. Scrap iron

3.1.14.13. Siderurgical products

3.1.14.36. Other metallurgic products

#### Non-metallic minerals group

3.1.14.25. Salt

### 3.1.14.11. Chatarra de hierro (toneladas)

Scrap iron (tonnes)

| Autoridades Portuarias<br>Port Authorities | CABOTAJE<br>CABOTAGE      |                                |  |   |                | EXTERIOR<br>FOREIGN       |                                |  |   |                  | TRÁNSITO<br>TOTAL<br>TOTAL<br>TRANSIT | TRÁFI-<br>CO<br>TOTAL<br>TOTAL<br>TRAFFIC |
|--|---------------------------|--------------------------------|--|---|----------------|---------------------------|--------------------------------|--|---|------------------|---------------------------------------|---|
|  | Embar-<br>cadas<br>Loaded | Desem-<br>barcadas<br>Unloaded | Embar-<br>cadas<br>tránsito<br>Loaded<br>Transit | Desem-<br>barcadas<br>tránsito<br>Unloaded<br>Transit | Total<br>Total | Embar-<br>cadas<br>Loaded | Desem-<br>barcadas<br>Unloaded | Embar-<br>cadas<br>tránsito<br>Loaded<br>Transit | Desem-<br>barcadas<br>tránsito<br>Unloaded<br>Transit | Total<br>Total   |                                       |   |
| A Coruña                                   | -                         | -                              | -  | -   | -              | -                         | -                              | -  | -   | -                | -                                     | -   |
| Alicante                                   | 6                         | 12.115                         | 24   | 24  | 12.169         | -                         | -                              | -  | -   | -                | 47                                    | 12.169                                    |
| Almería                                    | -                         | -                              | -  | -   | -              | -                         | -                              | -  | -   | -                | -                                     | -   |
| Avilés                                     | -                         | -                              | -  | -   | -              | -                         | 33.926                         | -  | -   | 33.926           | -                                     | 33.926                                    |
| Bahía de Algeciras                         | -                         | -                              | 4.170  | 121.171   | 125.340        | 1.570                     | 282.052                        | 169.131  | 145.948   | 598.701          | 440.419                               | 724.041                                   |
| Bahía de Cádiz                             | -                         | 1                              | -  | -   | 1              | -                         | -                              | -  | -   | -                | -                                     | 1   |
| Baleares                                   | 88.130                    | 3.784                          | -  | -   | 91.914         | 5.887                     | -                              | -  | -   | 5.887            | -                                     | 97.801                                    |
| Barcelona                                  | 2.689                     | 115.283                        | -  | -   | 117.972        | 13.642                    | 150.492                        | 168.950  | 166.387   | 499.471          | 335.337                               | 617.443                                   |
| Bilbao                                     | 24.781                    | 6.422                          | -  | -   | 31.203         | 32.776                    | 377.628                        | -  | -   | 410.404          | -                                     | 441.607                                   |
| Cartagena                                  | 2.439                     | 141                            | -  | -   | 2.580          | 17.317                    | 431                            | -  | -   | 17.748           | -                                     | 20.328                                    |
| Castellón                                  | -                         | -                              | -  | -   | -              | -                         | -                              | -  | -   | -                | -                                     | -   |
| Ceuta                                      | 2.144                     | -                              | -  | -   | 2.144          | -                         | -                              | -  | -   | -                | -                                     | 2.144                                     |
| Ferrol-San Cibrao                          | -                         | -                              | -  | -   | -              | -                         | 291.990                        | -  | -   | 291.990          | -                                     | 291.990                                   |
| Gijón                                      | 101                       | 471                            | -  | -   | 572            | -                         | 98.356                         | -  | -   | 98.356           | -                                     | 98.928                                    |
| Huelva                                     | 1                         | 12.471                         | -  | -   | 12.472         | -                         | 17.842                         | -  | -   | 17.842           | -                                     | 30.314                                    |
| Las Palmas                                 | 61.646                    | 1.745                          | 3.310  | 3.256   | 69.957         | 22.214                    | -                              | 15.115   | 13.821  | 51.150           | 35.502                                | 121.107                                   |
| Málaga                                     | -                         | 1.888                          | -  | -   | 1.888          | 2.770                     | 79                             | 2.739  | 2.739   | 8.327            | 5.478                                 | 10.215                                    |
| Marín y Ría de Pontevedra                  | -                         | -                              | -  | -   | -              | 2.405                     | 109                            | 49   | 49  | 2.612            | 98                                    | 2.612                                     |
| Melilla                                    | 337                       | -                              | -  | -   | 337            | -                         | -                              | -  | -   | -                | -                                     | 337                                       |
| Motril                                     | -                         | -                              | -  | -   | -              | 42.496                    | -                              | -  | -   | 42.496           | -                                     | 42.496                                    |
| Pasaia                                     | -                         | -                              | -  | -   | -              | -                         | 206.923                        | -  | -   | 206.923          | -                                     | 206.923                                   |
| Sta. C. de Tenerife                        | 64.974                    | 1.866                          | 1.960  | 1.960   | 70.760         | 12.599                    | -                              | -  | -   | 12.599           | 3.920                                 | 83.359                                    |
| Santander                                  | -                         | -                              | -  | -   | -              | 65                        | 236.036                        | -  | -   | 236.101          | -                                     | 236.101                                   |
| Sevilla                                    | -                         | 36.366                         | -  | -   | 36.366         | 14.975                    | 497.049                        | -  | -   | 512.024          | -                                     | 548.390                                   |
| Tarragona                                  | 2.545                     | 48                             | -  | -   | 2.593          | -                         | -                              | -  | -   | -                | -                                     | 2.593                                     |
| Valencia                                   | 12.998                    | 35.174                         | 2.365  | 642   | 51.179         | 10.336                    | 5.392                          | 49.732   | 50.986  | 116.446          | 103.725                               | 167.625                                   |
| Vigo                                       | 51.534                    | 1                              | -  | -   | 51.535         | 7.611                     | 215                            | 667  | 582   | 9.075            | 1.249                                 | 60.610                                    |
| Vilagarcía                                 | 876                       | 41                             | -  | -   | 917            | -                         | -                              | -  | -   | -                | -                                     | 917                                       |
| <b>TOTAL</b>                               | <b>315.202</b>            | <b>227.817</b>                 | <b>11.828</b>                                    | <b>127.052</b>  | <b>681.899</b> | <b>186.663</b>            | <b>2.198.519</b>               | <b>406.383</b>                                   | <b>380.512</b>  | <b>3.172.078</b> | <b>925.776</b>                        | <b>3.853.977</b>                          |

\* No incluye transbordo, pesca, avituallamiento ni tráfico interior  
Transshipment, fish captures, supplies and local traffic not included

3.1.14.52. Non-metallic minerals group

**Fertilizers group**

3.1.14.14. Phosphates

3.1.14.15. Potash

3.1.14.16. Natural and artificial fertilizers

**Chemical products group**

3.1.14.17. Chemical products

**Building materials group**

3.1.14.5. Asphalt

3.1.14.18. Cement and clinker

3.1.14.20. Manufactured building materials

**Agricultural and food products group**

3.1.14.21. Cereals and their flours

3.1.14.22. Soybeans

3.1.14.23. Fruits and vegetables

3.1.14.24. Wines, drinks and spirits

3.1.14.27. Tinned foods

3.1.14.28. Tobacco, cacao, coffee and spices

3.1.14.29. Oils and greases

3.1.14.30. Other foods

3.1.14.33. Chilled and frozen fish

3.1.14.37. Animal feed and fodder

**Other goods group**

3.1.14.19. Woods and cork

3.1.14.26. Paper and pulp

3.1.14.31. Machinery, tools and spares

3.1.14.34. Other goods

**Vehicles and transport items group**

3.1.14.32. Vehicles and parts

3.1.14.38. Ro-ro traffic tare weights

3.1.14.39. Containers tare weights

3.1.15. Transhipped goods (tonnes)

3.1.16. Classification of goods by transport facilities used when entering or leaving the port (tonnes)

3.1.17. Foreign and cabotage trade (tonnes)

**3.2. Containers traffic**

**3.3. Ships traffic**

**3.4. Sea passengers and automobiles in transport regime**

**3.5. Statistic breakdown of Ports Authorities**





PORT TRAFFIC > Goods traffic > Categories of goods classification (tonnes) > Iron, steel and metallurgical goods group > Siderurgical products

### 3. Port traffic

#### 3.1. Goods traffic

3.1.1. State-Owned Port System traffic general summary

3.1.2. Total port traffic (tonnes)

3.1.3. Other data of traffic (number)

3.1.4. Total traffic by type of operation and navigation (tonnes)

3.1.5. Total traffic by type of operation (tonnes)

3.1.6. Total traffic by type of navigation (tonnes)

3.1.7. Cabotage traffic goods (tonnes)

3.1.8. Foreign traffic goods (tonnes)

3.1.9. Cabotage and foreign traffic goods (tonnes)

3.1.10. Fish captures. Tonnes and value

3.1.11. Supplies and local traffic (tonnes)

3.1.12. World areas of origin and destination of goods (tonnes)

3.1.13. Goods by country (tonnes)

3.1.14. Categories of goods classification (tonnes)

#### Energetic group

3.1.14.1. Crude oil

3.1.14.2. Fueloil

3.1.14.3. Gasoil

3.1.14.4. Petrol

3.1.14.6. Other petroleum products

3.1.14.7. Energetic petroleum gases

3.1.14.12. Steam coal and petroleum coke

3.1.14.35. Natural Gas

3.1.14.51. Biofuel

#### Iron, steel and metallurgical goods group

3.1.14.8. Iron ore

3.1.14.10. Other mineral ores

3.1.14.11. Scrap iron

#### 3.1.14.13. Siderurgical products

3.1.14.36. Other metallurgic products

#### Non-metallic minerals group

3.1.14.25. Salt

### 3.1.14.13. Productos siderúrgicos (toneladas)

*Siderurgical products (tonnes)*

| Autoridades Portuarias<br>Port Authorities | CABOTAJE<br>CABOTAGE |                           |  |   |                | EXTERIOR<br>FOREIGN  |                           |  |   |                   | TRÁNSITO<br>TOTAL<br>TOTAL<br>TRANSIT | TRÁFICO<br>TOTAL<br>TOTAL<br>TRAFFIC |
|--|----------------------|---------------------------|--|---|----------------|----------------------|---------------------------|--|---|-------------------|---------------------------------------|--------------------------------------|
|  | Embarcadas<br>Loaded | Desembarcadas<br>Unloaded | Embarcadas tránsito<br>Loaded<br>Transit | Desembarcadas tránsito<br>Unloaded<br>Transit | Total<br>Total | Embarcadas<br>Loaded | Desembarcadas<br>Unloaded | Embarcadas tránsito<br>Loaded<br>Transit | Desembarcadas tránsito<br>Unloaded<br>Transit | Total<br>Total    |                                       |                                      |
| A Coruña                                   | 11.979               | -                         | -  | -   | 11.979         | 273.564              | 542.926                   | -  | -   | 816.490           | -                                     | 828.469                              |
| Alicante                                   | 20.958               | 431                       | 10                                       | 10  | 21.409         | 129                  | 6.951                     | -  | -   | 7.080             | 20                                    | 28.489                               |
| Almería                                    | 231                  | 20                        | -  | -   | 251            | 11.014               | 25.071                    | -  | -   | 36.085            | -                                     | 36.336                               |
| Avilés                                     | 76.913               | -                         | -  | -   | 76.913         | 525.470              | 563.716                   | -  | -   | 1.089.186         | -                                     | 1.166.099                            |
| Bahía de Algeciras                         | 375                  | -                         | 55.316                                   | 76.338  | 132.029        | 409.594              | 251.548                   | 705.377                                  | 699.746                                       | 2.066.265         | 1.536.777                             | 2.198.294                            |
| Bahía de Cádiz                             | 5.956                | 3.992                     | -  | -   | 9.948          | 6.953                | 13.016                    | -  | 104   | 20.073            | 104                                   | 30.021                               |
| Baleares                                   | 5.930                | 75.868                    | -  | -   | 81.798         | 26                   | 27                        | -  | -   | 53                | -                                     | 81.851                               |
| Barcelona                                  | 69.232               | 7.884                     | -  | -   | 77.117         | 701.557              | 596.594                   | 203.397                                  | 202.408                                       | 1.703.957         | 405.806                               | 1.781.074                            |
| Bilbao                                     | 21.867               | 229                       | -  | -   | 22.097         | 842.959              | 1.961.706                 | 830                                      | 214   | 2.805.710         | 1.044                                 | 2.827.807                            |
| Cartagena                                  | -                    | 670                       | -  | -   | 670            | 6.628                | 120.961                   | -  | -   | 127.589           | -                                     | 128.259                              |
| Castellón                                  | -                    | -                         | -  | -   | -              | 4.103                | 26.233                    | 509                                      | 485   | 31.330            | 994                                   | 31.330                               |
| Ceuta                                      | 50                   | 1.521                     | -  | -   | 1.571          | -                    | 36                        | -  | -   | 36                | -                                     | 1.607                                |
| Ferrol-San Cibrao                          | 2                    | 2                         | -  | -   | 4              | 152.157              | 785                       | -  | -   | 152.942           | -                                     | 152.946                              |
| Gijón                                      | 10.090               | -                         | -  | -   | 10.090         | 637.521              | 208.882                   | -  | -   | 846.403           | -                                     | 856.493                              |
| Huelva                                     | 18.617               | 434                       | -  | -   | 19.051         | 1.083                | 2.924                     | -  | -   | 4.007             | -                                     | 23.058                               |
| Las Palmas                                 | 9.714                | 64.890                    | 3.544                                    | 3.577   | 81.725         | 1.743                | 2.653                     | 108.192                                  | 109.168                                       | 221.756           | 224.481                               | 303.481                              |
| Málaga                                     | 6.016                | 984                       | -  | -   | 7.000          | 6.017                | 18.221                    | 3.154                                    | 3.264   | 30.656            | 6.418                                 | 37.656                               |
| Marín y Ría de Pontevedra                  | -                    | -                         | -  | -   | -              | 3.960                | 191.685                   | -  | -   | 195.646           | -                                     | 195.646                              |
| Melilla                                    | 1.004                | 3.356                     | -  | -   | 4.360          | -                    | 444                       | -  | -   | 444               | -                                     | 4.804                                |
| Motril                                     | 100                  | -                         | -  | -   | 100            | 5.813                | 13.703                    | -  | -   | 19.516            | -                                     | 19.616                               |
| Pasaia                                     | -                    | 200                       | -  | -   | 200            | 704.882              | 706.490                   | 3.936                                    | 3.936   | 1.419.244         | 7.872                                 | 1.419.444                            |
| Sta. C. de Tenerife                        | 8.719                | 50.553                    | 219                                      | 166   | 59.657         | 497                  | 2.738                     | -  | -   | 3.235             | 385                                   | 62.892                               |
| Santander                                  | 4.400                | -                         | -  | -   | 4.400          | 234.197              | 135.902                   | -  | -   | 370.099           | -                                     | 374.499                              |
| Sevilla                                    | 16.228               | 21.093                    | -  | -   | 37.321         | 412.512              | 174.729                   | -  | -   | 587.241           | -                                     | 624.561                              |
| Tarragona                                  | 164                  | 7.423                     | -  | -   | 7.587          | 33.860               | 356.254                   | 3.427                                    | 3.427   | 396.969           | 6.855                                 | 404.556                              |
| Valencia                                   | 47.191               | 71.413                    | 69.649                                   | 30.295  | 218.548        | 638.175              | 1.980.031                 | 962.620                                  | 999.005                                       | 4.579.831         | 2.061.569                             | 4.798.379                            |
| Vigo                                       | 858                  | 25.490                    | -  | -   | 26.348         | 7.326                | 112.963                   | 4.737                                    | 4.758   | 129.784           | 9.495                                 | 156.132                              |
| Vilagarcía                                 | 5.232                | 45                        | -  | -   | 5.277          | 1.138                | -                         | -  | -   | 1.138             | -                                     | 6.415                                |
| <b>TOTAL</b>                               | <b>341.825</b>       | <b>336.499</b>            | <b>128.738</b>                           | <b>110.386</b>                                | <b>917.449</b> | <b>5.622.879</b>     | <b>8.017.191</b>          | <b>1.996.179</b>                         | <b>2.026.515</b>                              | <b>17.662.764</b> | <b>4.261.819</b>                      | <b>18.580.213</b>                    |

\* No incluye transbordo, pesca, avituallamiento ni tráfico interior  
Transshipment, fish captures, supplies and local traffic not included

3.1.14.52. Non-metallic minerals group

**Fertilizers group**

3.1.14.14. Phosphates

3.1.14.15. Potash

3.1.14.16. Natural and artificial fertilizers

**Chemical products group**

3.1.14.17. Chemical products

**Building materials group**

3.1.14.5. Asphalt

3.1.14.18. Cement and clinker

3.1.14.20. Manufactured building materials

**Agricultural and food products group**

3.1.14.21. Cereals and their flours

3.1.14.22. Soybeans

3.1.14.23. Fruits and vegetables

3.1.14.24. Wines, drinks and spirits

3.1.14.27. Tinned foods

3.1.14.28. Tobacco, cacao, coffee and spices

3.1.14.29. Oils and greases

3.1.14.30. Other foods

3.1.14.33. Chilled and frozen fish

3.1.14.37. Animal feed and fodder

**Other goods group**

3.1.14.19. Woods and cork

3.1.14.26. Paper and pulp

3.1.14.31. Machinery, tools and spares

3.1.14.34. Other goods

**Vehicles and transport items group**

3.1.14.32. Vehicles and parts

3.1.14.38. Ro-ro traffic tare weights

3.1.14.39. Containers tare weights

3.1.15. Transhipped goods (tonnes)

3.1.16. Classification of goods by transport facilities used when entering or leaving the port (tonnes)

3.1.17. Foreign and cabotage trade (tonnes)

**3.2. Containers traffic**

**3.3. Ships traffic**

**3.4. Sea passengers and automobiles in transport regime**

**3.5. Statistic breakdown of Ports Authorities**



PORT TRAFFIC > Goods traffic > Categories of goods classification (tonnes) > Iron, steel and metallurgical goods group > Other metallurgical products

### 3. Port traffic

#### 3.1. Goods traffic

3.1.1. State-Owned Port System traffic general summary

3.1.2. Total port traffic (tonnes)

3.1.3. Other data of traffic (number)

3.1.4. Total traffic by type of operation and navigation (tonnes)

3.1.5. Total traffic by type of operation (tonnes)

3.1.6. Total traffic by type of navigation (tonnes)

3.1.7. Cabotage traffic goods (tonnes)

3.1.8. Foreign traffic goods (tonnes)

3.1.9. Cabotage and foreign traffic goods (tonnes)

3.1.10. Fish captures. Tonnes and value

3.1.11. Supplies and local traffic (tonnes)

3.1.12. World areas of origin and destination of goods (tonnes)

3.1.13. Goods by country (tonnes)

3.1.14. Categories of goods classification (tonnes)

#### Energetic group

3.1.14.1. Crude oil

3.1.14.2. Fueloil

3.1.14.3. Gasoil

3.1.14.4. Petrol

3.1.14.6. Other petroleum products

3.1.14.7. Energetic petroleum gases

3.1.14.12. Steam coal and petroleum coke

3.1.14.35. Natural Gas

3.1.14.51. Biofuel

#### Iron, steel and metallurgical goods group

3.1.14.8. Iron ore

3.1.14.10. Other mineral ores

3.1.14.11. Scrap iron

3.1.14.13. Siderurgical products

#### 3.1.14.36. Other metallurgical products

#### Non-metallic minerals group

3.1.14.25. Salt

### 3.1.14.36. Otros productos metalúrgicos (toneladas)

*Other metallurgical products (tonnes)*

| Autoridades Portuarias<br>Port Authorities | CABOTAJE<br>CABOTAGE |                           |                                       |  |                | EXTERIOR<br>FOREIGN  |                           |                                       |  |                  | TRÁNSITO<br>TOTAL<br>TRANSIT | TRÁFICO<br>TOTAL<br>TRAFFIC |
|--|----------------------|---------------------------|---------------------------------------|--|----------------|----------------------|---------------------------|---------------------------------------|--|------------------|------------------------------|-----------------------------|
|  | Embarcadas<br>Loaded | Desembarcadas<br>Unloaded | Embarcadas tránsito<br>Loaded Transit | Desembarcadas tránsito<br>Unloaded Transit | Total<br>Total | Embarcadas<br>Loaded | Desembarcadas<br>Unloaded | Embarcadas tránsito<br>Loaded Transit | Desembarcadas tránsito<br>Unloaded Transit | Total<br>Total   |                              |                             |
| A Coruña                                   | -                    | -                         | -                                     | -  | -              | -                    | 1.304                     | -                                     | -  | 1.304            | -                            | 1.304                       |
| Alicante                                   | 1.649                | 25                        | -                                     | -  | 1.674          | 83                   | 103                       | -                                     | -  | 186              | -                            | 1.860                       |
| Almería                                    | 15                   | -                         | -                                     | -  | 15             | 3.980                | 28                        | -                                     | -  | 4.008            | -                            | 4.023                       |
| Avilés                                     | -                    | -                         | -                                     | -  | -              | 333.218              | 3.172                     | -                                     | -  | 336.390          | -                            | 336.390                     |
| Bahía de Algeciras                         | -                    | -                         | 72.161                                | 13.509                                     | 85.670         | 62.942               | 68.274                    | 617.098                               | 675.857                                    | 1.424.172        | 1.378.625                    | 1.509.842                   |
| Bahía de Cádiz                             | 1.245                | 9                         | -                                     | -  | 1.254          | 4.996                | -                         | -                                     | -  | 4.996            | -                            | 6.250                       |
| Baleares                                   | 1.887                | 12.242                    | -                                     | -  | 14.129         | -                    | -                         | -                                     | -  | -                | -                            | 14.129                      |
| Barcelona                                  | 5.448                | 515                       | -                                     | -  | 5.962          | 72.320               | 150.964                   | 83.420                                | 85.756                                     | 392.461          | 169.176                      | 398.423                     |
| Bilbao                                     | 787                  | -                         | -                                     | -  | 787            | 65.407               | 139.082                   | -                                     | -  | 204.489          | -                            | 205.276                     |
| Cartagena                                  | -                    | -                         | -                                     | -  | -              | 183                  | 23.395                    | -                                     | -  | 23.578           | -                            | 23.578                      |
| Castellón                                  | -                    | -                         | -                                     | -  | -              | 1.445                | 53                        | 994                                   | 972  | 3.464            | 1.965                        | 3.464                       |
| Ceuta                                      | 2                    | 49                        | -                                     | -  | 51             | -                    | 55                        | -                                     | -  | 55               | -                            | 106                         |
| Ferrol-San Cibrao                          | -                    | -                         | -                                     | -  | -              | 41.741               | 6.145                     | -                                     | -  | 47.886           | -                            | 47.886                      |
| Gijón                                      | 142                  | -                         | -                                     | -  | 142            | 129.340              | 30.081                    | -                                     | -  | 159.421          | -                            | 159.563                     |
| Huelva                                     | 351                  | 101                       | -                                     | -  | 452            | 90.523               | 49                        | -                                     | -  | 90.572           | -                            | 91.024                      |
| Las Palmas                                 | 764                  | 13.955                    | 1.458                                 | 1.458                                      | 17.635         | 176                  | 640                       | 72.678                                | 76.934                                     | 150.428          | 152.528                      | 168.063                     |
| Málaga                                     | 66                   | 1                         | -                                     | -  | 67             | 1.577                | 153                       | 2.717                                 | 2.859                                      | 7.306            | 5.576                        | 7.373                       |
| Marín y Ría de Pontevedra                  | -                    | -                         | -                                     | -  | -              | 1.045                | 18.542                    | -                                     | -  | 19.587           | -                            | 19.587                      |
| Melilla                                    | -                    | 87                        | -                                     | -  | 87             | -                    | 101                       | -                                     | -  | 101              | -                            | 188                         |
| Motril                                     | 8                    | -                         | -                                     | -  | 8              | 2.316                | 1.466                     | -                                     | -  | 3.782            | -                            | 3.790                       |
| Pasaia                                     | -                    | -                         | -                                     | -  | -              | 1.794                | 146                       | -                                     | -  | 1.940            | -                            | 1.940                       |
| Sta. C. de Tenerife                        | 2.953                | 12.708                    | 8                                     | 8  | 15.677         | 107                  | 4.413                     | 26                                    | 26   | 4.572            | 68                           | 20.249                      |
| Santander                                  | -                    | -                         | -                                     | -  | -              | 10.163               | 14.697                    | -                                     | -  | 24.860           | -                            | 24.860                      |
| Sevilla                                    | 11.507               | 185                       | -                                     | -  | 11.692         | 73                   | 111                       | -                                     | -  | 184              | -                            | 11.876                      |
| Tarragona                                  | -                    | 14                        | -                                     | -  | 14             | 614                  | 474                       | -                                     | -  | 1.088            | -                            | 1.102                       |
| Valencia                                   | 11.272               | 917                       | 15.562                                | 5.785                                      | 33.536         | 89.263               | 225.369                   | 510.678                               | 527.705                                    | 1.353.015        | 1.059.730                    | 1.386.551                   |
| Vigo                                       | 752                  | 2                         | -                                     | -  | 754            | 4.152                | 159.051                   | 3.244                                 | 3.244                                      | 169.691          | 6.488                        | 170.445                     |
| Vilagarcía                                 | 3.063                | 193                       | -                                     | -  | 3.257          | 80                   | 143.647                   | -                                     | -  | 143.728          | -                            | 146.985                     |
| <b>TOTAL</b>                               | <b>41.911</b>        | <b>41.004</b>             | <b>89.189</b>                         | <b>20.760</b>                              | <b>192.864</b> | <b>917.540</b>       | <b>991.516</b>            | <b>1.290.855</b>                      | <b>1.373.352</b>                           | <b>4.573.263</b> | <b>2.774.157</b>             | <b>4.766.127</b>            |

\* No incluye transbordo, pesca, avituallamiento ni tráfico interior  
Transshipment, fish captures, supplies and local traffic not included

3.1.14.52. Non-metallic minerals group

**Fertilizers group**

3.1.14.14. Phosphates

3.1.14.15. Potash

3.1.14.16. Natural and artificial fertilizers

**Chemical products group**

3.1.14.17. Chemical products

**Building materials group**

3.1.14.5. Asphalt

3.1.14.18. Cement and clinker

3.1.14.20. Manufactured building materials

**Agricultural and food products group**

3.1.14.21. Cereals and their flours

3.1.14.22. Soybeans

3.1.14.23. Fruits and vegetables

3.1.14.24. Wines, drinks and spirits

3.1.14.27. Tinned foods

3.1.14.28. Tobacco, cacao, coffee and spices

3.1.14.29. Oils and greases

3.1.14.30. Other foods

3.1.14.33. Chilled and frozen fish

3.1.14.37. Animal feed and fodder

**Other goods group**

3.1.14.19. Woods and cork

3.1.14.26. Paper and pulp

3.1.14.31. Machinery, tools and spares

3.1.14.34. Other goods

**Vehicles and transport items group**

3.1.14.32. Vehicles and parts

3.1.14.38. Ro-ro traffic tare weights

3.1.14.39. Containers tare weights

3.1.15. Transhipped goods (tonnes)

3.1.16. Classification of goods by transport facilities used when entering or leaving the port (tonnes)

3.1.17. Foreign and cabotage trade (tonnes)

**3.2. Containers traffic**

**3.3. Ships traffic**

**3.4. Sea passengers and automobiles in transport regime**

**3.5. Statistic breakdown of Ports Authorities**



PORT TRAFFIC > Goods traffic > Categories of goods classification (tonnes) > Non-metallic minerals group > Salt

3. Port traffic

3.1. Goods traffic

3.1.1. State-Owned Port System traffic general summary

3.1.2. Total port traffic (tonnes)

3.1.3. Other data of traffic (number)

3.1.4. Total traffic by type of operation and navigation (tonnes)

3.1.5. Total traffic by type of operation (tonnes)

3.1.6. Total traffic by type of navigation (tonnes)

3.1.7. Cabotage traffic goods (tonnes)

3.1.8. Foreign traffic goods (tonnes)

3.1.9. Cabotage and foreign traffic goods (tonnes)

3.1.10. Fish captures. Tonnes and value

3.1.11. Supplies and local traffic (tonnes)

3.1.12. World areas of origin and destination of goods (tonnes)

3.1.13. Goods by country (tonnes)

3.1.14. Categories of goods classification (tonnes)

Energetic group

3.1.14.1. Crude oil

3.1.14.2. Fueloil

3.1.14.3. Gasoil

3.1.14.4. Petrol

3.1.14.6. Other petroleum products

3.1.14.7. Energetic petroleum gases

3.1.14.12. Steam coal and petroleum coke

3.1.14.35. Natural Gas

3.1.14.51. Biofuel

Iron, steel and metallurgical goods group

3.1.14.8. Iron ore

3.1.14.10. Other mineral ores

3.1.14.11. Scrap iron

3.1.14.13. Siderurgical products

3.1.14.36. Other metallurgic products

Non-metallic minerals group

3.1.14.25. Salt

3.1.14.25. Sal común (toneladas)  
Salt (tonnes)

| Autoridades Portuarias<br>Port Authorities | CABOTAJE<br>CABOTAGE |                           |  |   |                | EXTERIOR<br>FOREIGN  |                           |  |   |                  | TRÁNSITO<br>TOTAL<br>TOTAL<br>TRANSIT | TRÁFICO<br>TOTAL<br>TOTAL<br>TRAFFIC |
|--|----------------------|---------------------------|--|---|----------------|----------------------|---------------------------|--|---|------------------|---------------------------------------|--------------------------------------|
|  | Embarcadas<br>Loaded | Desembarcadas<br>Unloaded | Embarcadas tránsito<br>Loaded<br>Transit | Desembarcadas tránsito<br>Unloaded<br>Transit | Total<br>Total | Embarcadas<br>Loaded | Desembarcadas<br>Unloaded | Embarcadas tránsito<br>Loaded<br>Transit | Desembarcadas tránsito<br>Unloaded<br>Transit | Total<br>Total   |                                       |                                      |
| A Coruña                                   | -                    | 5.200                     | -  | -   | 5.200          | -                    | 9.035                     | -  | -   | 9.035            | -                                     | 14.235                               |
| Alicante                                   | 9.391                | -                         | -  | -   | 9.391          | -                    | -                         | -  | -   | -                | -                                     | 9.391                                |
| Almería                                    | 572                  | -                         | -  | -   | 572            | 33.455               | 141                       | -  | -   | 33.596           | -                                     | 34.168                               |
| Avilés                                     | -                    | -                         | -  | -   | -              | -                    | -                         | -  | -   | -                | -                                     | -                                    |
| Bahía de Algeciras                         | -                    | -                         | 4.506                                    | 56.177  | 60.683         | 7.273                | 675                       | 440.742                                  | 384.583                                       | 833.273          | 886.008                               | 893.956                              |
| Bahía de Cádiz                             | 5.611                | -                         | -  | -   | 5.611          | 113.503              | 68                        | -  | -   | 113.571          | -                                     | 119.183                              |
| Baleares                                   | 145                  | 14.938                    | -  | -   | 15.083         | 14.340               | -                         | -  | -   | 14.340           | -                                     | 29.423                               |
| Barcelona                                  | 6.660                | 119                       | -  | -   | 6.779          | 76.632               | 32.734                    | 8.413                                    | 8.989   | 126.769          | 17.402                                | 133.548                              |
| Bilbao                                     | 1.039                | -                         | -  | -   | 1.039          | 4.473                | 939                       | -  | -   | 5.412            | -                                     | 6.451                                |
| Cartagena                                  | -                    | -                         | -  | -   | -              | 583                  | -                         | -  | -   | 583              | -                                     | 583                                  |
| Castellón                                  | -                    | -                         | -  | -   | -              | 456                  | -                         | 1.156                                    | 1.332   | 2.944            | 2.488                                 | 2.944                                |
| Ceuta                                      | -                    | 26                        | -  | -   | 26             | -                    | -                         | -  | -   | -                | -                                     | 26                                   |
| Ferrol-San Cibrao                          | -                    | -                         | -  | -   | -              | -                    | 23                        | -  | -   | 23               | -                                     | 23                                   |
| Gijón                                      | -                    | -                         | -  | -   | -              | -                    | -                         | -  | -   | -                | -                                     | -                                    |
| Huelva                                     | 849                  | 45.334                    | -  | -   | 46.183         | 41                   | -                         | -  | -   | 41               | -                                     | 46.224                               |
| Las Palmas                                 | 70                   | 7.837                     | 251                                      | 251   | 8.409          | 897                  | 588                       | 241                                      | 231   | 1.957            | 974                                   | 10.366                               |
| Málaga                                     | 42                   | -                         | -  | -   | 42             | 46                   | 36                        | 514                                      | 734   | 1.330            | 1.248                                 | 1.372                                |
| Marín y Ría de Pontevedra                  | -                    | 4.467                     | -  | -   | 4.467          | -                    | 692                       | -  | -   | 692              | -                                     | 5.159                                |
| Melilla                                    | -                    | 1.519                     | -  | -   | 1.519          | -                    | -                         | -  | -   | -                | -                                     | 1.519                                |
| Motril                                     | 904                  | -                         | -  | -   | 904            | 106                  | -                         | -  | -   | 106              | -                                     | 1.010                                |
| Pasaia                                     | -                    | -                         | -  | -   | -              | -                    | 47.672                    | -  | -   | 47.672           | -                                     | 47.672                               |
| Sta. C. de Tenerife                        | 24                   | 9.196                     | -  | -   | 9.220          | 5                    | 4.307                     | -  | -   | 4.312            | -                                     | 13.532                               |
| Santander                                  | -                    | -                         | -  | -   | -              | -                    | -                         | -  | -   | -                | -                                     | -                                    |
| Sevilla                                    | 413                  | -                         | -  | -   | 413            | -                    | 250                       | -  | -   | 250              | -                                     | 663                                  |
| Tarragona                                  | 2.941                | -                         | -  | -   | 2.941          | 589.003              | 13.116                    | -  | -   | 602.119          | -                                     | 605.060                              |
| Valencia                                   | 10.203               | 26                        | 259                                      | 2.009   | 12.497         | 28.503               | 3.372                     | 39.978                                   | 37.514  | 109.367          | 79.760                                | 121.864                              |
| Vigo                                       | 1                    | -                         | -  | -   | 1              | 254                  | -                         | -  | -   | 254              | -                                     | 255                                  |
| Vilagarcía                                 | 1                    | -                         | -  | -   | 1              | -                    | -                         | -  | -   | -                | -                                     | 1                                    |
| <b>TOTAL</b>                               | <b>38.866</b>        | <b>88.662</b>             | <b>5.016</b>                             | <b>58.437</b>                                 | <b>190.981</b> | <b>869.571</b>       | <b>113.648</b>            | <b>491.044</b>                           | <b>433.383</b>                                | <b>1.907.646</b> | <b>987.880</b>                        | <b>2.098.627</b>                     |

\* No incluye transbordo, pesca, avituallamiento ni tráfico interior  
Transshipment, fish captures, supplies and local traffic not included

3.1.14.52. Non-metallic minerals group

**Fertilizers group**

3.1.14.14. Phosphates

3.1.14.15. Potash

3.1.14.16. Natural and artificial fertilizers

**Chemical products group**

3.1.14.17. Chemical products

**Building materials group**

3.1.14.5. Asphalt

3.1.14.18. Cement and clinker

3.1.14.20. Manufactured building materials

**Agricultural and food products group**

3.1.14.21. Cereals and their flours

3.1.14.22. Soybeans

3.1.14.23. Fruits and vegetables

3.1.14.24. Wines, drinks and spirits

3.1.14.27. Tinned foods

3.1.14.28. Tobacco, cacao, coffee and spices

3.1.14.29. Oils and greases

3.1.14.30. Other foods

3.1.14.33. Chilled and frozen fish

3.1.14.37. Animal feed and fodder

**Other goods group**

3.1.14.19. Woods and cork

3.1.14.26. Paper and pulp

3.1.14.31. Machinery, tools and spares

3.1.14.34. Other goods

**Vehicles and transport items group**

3.1.14.32. Vehicles and parts

3.1.14.38. Ro-ro traffic tare weights

3.1.14.39. Containers tare weights

3.1.15. Transhipped goods (tonnes)

3.1.16. Classification of goods by transport facilities used when entering or leaving the port (tonnes)

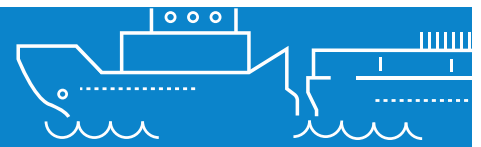
3.1.17. Foreign and cabotage trade (tonnes)

**3.2. Containers traffic**

**3.3. Ships traffic**

**3.4. Sea passengers and automobiles in transport regime**

**3.5. Statistic breakdown of Ports Authorities**



PORT TRAFFIC > Goods traffic > Categories of goods classification (tonnes) > Non-metallic minerals group > Non-metallic minerals group

3. Port traffic

3.1. Goods traffic

3.1.1. State-Owned Port System traffic general summary

3.1.2. Total port traffic (tonnes)

3.1.3. Other data of traffic (number)

3.1.4. Total traffic by type of operation and navigation (tonnes)

3.1.5. Total traffic by type of operation (tonnes)

3.1.6. Total traffic by type of navigation (tonnes)

3.1.7. Cabotage traffic goods (tonnes)

3.1.8. Foreign traffic goods (tonnes)

3.1.9. Cabotage and foreign traffic goods (tonnes)

3.1.10. Fish captures. Tonnes and value

3.1.11. Supplies and local traffic (tonnes)

3.1.12. World areas of origin and destination of goods (tonnes)

3.1.13. Goods by country (tonnes)

3.1.14. Categories of goods classification (tonnes)

Energetic group

3.1.14.1. Crude oil

3.1.14.2. Fueloil

3.1.14.3. Gasoil

3.1.14.4. Petrol

3.1.14.6. Other petroleum products

3.1.14.7. Energetic petroleum gases

3.1.14.12. Steam coal and petroleum coke

3.1.14.35. Natural Gas

3.1.14.51. Biofuel

Iron, steel and metallurgical goods group

3.1.14.8. Iron ore

3.1.14.10. Other mineral ores

3.1.14.11. Scrap iron

3.1.14.13. Siderurgical products

3.1.14.36. Other metallurgic products

Non-metallic minerals group

3.1.14.25. Salt

3.1.14.52. Otros minerales no metálicos (toneladas)  
Other non-metallic minerals (tonnes)

| Autoridades Portuarias Port Authorities | CABOTAJE CABOTAGE |                        |                                    |   |                | EXTERIOR FOREIGN  |                        |                                    |   |                   | TRÁNSITO TOTAL TOTAL TRANSIT | TRÁFICO TOTAL TOTAL TRAFFIC |
|---|-------------------|------------------------|------------------------------------|---|----------------|-------------------|------------------------|------------------------------------|---|-------------------|------------------------------|-----------------------------|
|   | Embarcadas Loaded | Desembarcadas Unloaded | Embarcadas tránsito Loaded Transit | Desembarcadas tránsito Unloaded Transit | Total Total    | Embarcadas Loaded | Desembarcadas Unloaded | Embarcadas tránsito Loaded Transit | Desembarcadas tránsito Unloaded Transit | Total Total       |                              |                             |
| A Coruña                                | -                 | 5.211                  | -                                  | -                                       | 5.211          | 260.265           | 3.022                  | -                                  | -                                       | 263.287           | -                            | 268.498                     |
| Alicante                                | 7.631             | 5.504                  | 95                                 | 95                                      | 13.326         | 992.522           | 15.002                 | -                                  | -                                       | 1.007.524         | 191                          | 1.020.850                   |
| Almería                                 | 13.157            | 18.118                 | -                                  | -                                       | 31.276         | 2.059.311         | 246.256                | -                                  | -                                       | 2.305.568         | -                            | 2.336.844                   |
| Avilés                                  | 129.635           | 5.531                  | -                                  | -                                       | 135.166        | 192.632           | 24.313                 | -                                  | -                                       | 216.945           | -                            | 352.111                     |
| Bahía de Algeciras                      | -                 | -                      | 50.909                             | 15.894                                  | 66.802         | 34.429            | 38.331                 | 379.057                            | 404.679                                 | 856.496           | 850.538                      | 923.298                     |
| Bahía de Cádiz                          | 4.918             | 11.021                 | -                                  | -                                       | 15.939         | 84.179            | -                      | -                                  | -                                       | 84.179            | -                            | 100.118                     |
| Baleares                                | 33.772            | 55.462                 | 48                                 | -                                       | 89.282         | 7.953             | -                      | -                                  | -                                       | 7.953             | 48                           | 97.235                      |
| Barcelona                               | 4.960             | 22.500                 | -                                  | -                                       | 27.459         | 143.579           | 128.759                | 62.743                             | 62.029                                  | 397.109           | 124.772                      | 424.568                     |
| Bilbao                                  | 10.470            | 13                     | -                                  | -                                       | 10.483         | 878.550           | 175.975                | -                                  | -                                       | 1.054.525         | -                            | 1.065.008                   |
| Cartagena                               | -                 | -                      | -                                  | -                                       | -              | 542.640           | 5.268                  | -                                  | -                                       | 547.908           | -                            | 547.908                     |
| Castellón                               | 2.550             | 133.248                | -                                  | -                                       | 135.798        | 618.088           | 4.828.668              | 618                                | 713                                     | 5.448.087         | 1.331                        | 5.583.885                   |
| Ceuta                                   | 23                | 18.383                 | -                                  | -                                       | 18.406         | -                 | -                      | -                                  | -                                       | -                 | -                            | 18.406                      |
| Ferrol-San Cibrao                       | 3.560             | -                      | -                                  | -                                       | 3.560          | 214               | 25.411                 | -                                  | -                                       | 25.625            | -                            | 29.185                      |
| Gijón                                   | -                 | -                      | -                                  | -                                       | -              | 894.016           | 69.927                 | -                                  | -                                       | 963.943           | -                            | 963.943                     |
| Huelva                                  | 74.462            | 247                    | -                                  | -                                       | 74.709         | 360.168           | 14.913                 | -                                  | -                                       | 375.081           | -                            | 449.790                     |
| Las Palmas                              | 2.769             | 34.267                 | 1.010                              | 1.010                                   | 39.056         | 16                | 165.420                | 58.503                             | 59.188                                  | 283.127           | 119.711                      | 322.183                     |
| Málaga                                  | 44.329            | 2.144                  | -                                  | -                                       | 46.473         | 155.088           | 3.064                  | 572                                | 446                                     | 159.170           | 1.018                        | 205.643                     |
| Marín y Ría de Pontevedra               | -                 | 5.066                  | -                                  | -                                       | 5.066          | 2.783             | 7.029                  | -                                  | -                                       | 9.812             | -                            | 14.878                      |
| Melilla                                 | 2.144             | 2.368                  | -                                  | -                                       | 4.512          | -                 | -                      | -                                  | -                                       | -                 | -                            | 4.512                       |
| Motril                                  | 30                | -                      | -                                  | -                                       | 30             | 313.909           | 15.512                 | -                                  | -                                       | 329.421           | -                            | 329.451                     |
| Pasaia                                  | -                 | -                      | -                                  | -                                       | -              | -                 | 42.142                 | 234                                | 234                                     | 42.610            | 468                          | 42.610                      |
| Sta. C. de Tenerife                     | 2.685             | 30.705                 | 21                                 | 21                                      | 33.432         | 52                | 55.207                 | -                                  | -                                       | 55.259            | 42                           | 88.691                      |
| Santander                               | -                 | 17.919                 | -                                  | -                                       | 17.919         | 35.288            | 643                    | -                                  | -                                       | 35.931            | -                            | 53.850                      |
| Sevilla                                 | 4.337             | 505                    | -                                  | -                                       | 4.842          | -                 | -                      | -                                  | -                                       | -                 | -                            | 4.842                       |
| Tarragona                               | 9.022             | 7.948                  | -                                  | -                                       | 16.971         | 14.721            | 35.672                 | 4                                  | 4                                       | 50.401            | 8                            | 67.372                      |
| Valencia                                | 40.852            | 9.210                  | 127.110                            | 12.141                                  | 189.313        | 226.022           | 180.278                | 307.238                            | 413.135                                 | 1.126.673         | 859.624                      | 1.315.986                   |
| Vigo                                    | 3                 | -                      | -                                  | -                                       | 3              | 6.078             | 8.758                  | 935                                | 914                                     | 16.685            | 1.849                        | 16.688                      |
| Vilagarcía                              | 3.140             | -                      | -                                  | -                                       | 3.140          | 93.478            | -                      | -                                  | -                                       | 93.478            | -                            | 96.618                      |
| <b>TOTAL</b>                            | <b>394.450</b>    | <b>385.370</b>         | <b>179.193</b>                     | <b>29.161</b>                           | <b>988.173</b> | <b>7.915.982</b>  | <b>6.089.571</b>       | <b>809.904</b>                     | <b>941.341</b>                          | <b>15.756.797</b> | <b>1.959.599</b>             | <b>16.744.971</b>           |

\* No incluye transbordo, pesca, avituallamiento ni tráfico interior  
Transshipment, fish captures, supplies and local traffic not included

**3.1.14.52. Non-metallic minerals group**

**Fertilizers group**

3.1.14.14. Phosphates

3.1.14.15. Potash

3.1.14.16. Natural and artificial fertilizers

**Chemical products group**

3.1.14.17. Chemical products

**Building materials group**

3.1.14.5. Asphalt

3.1.14.18. Cement and clinker

3.1.14.20. Manufactured building materials

**Agricultural and food products group**

3.1.14.21. Cereals and their flours

3.1.14.22. Soybeans

3.1.14.23. Fruits and vegetables

3.1.14.24. Wines, drinks and spirits

3.1.14.27. Tinned foods

3.1.14.28. Tobacco, cacao, coffee and spices

3.1.14.29. Oils and greases

3.1.14.30. Other foods

3.1.14.33. Chilled and frozen fish

3.1.14.37. Animal feed and fodder

**Other goods group**

3.1.14.19. Woods and cork

3.1.14.26. Paper and pulp

3.1.14.31. Machinery, tools and spares

3.1.14.34. Other goods

**Vehicles and transport items group**

3.1.14.32. Vehicles and parts

3.1.14.38. Ro-ro traffic tare weights

3.1.14.39. Containers tare weights

3.1.15. Transhipped goods (tonnes)

3.1.16. Classification of goods by transport facilities used when entering or leaving the port (tonnes)

3.1.17. Foreign and cabotage trade (tonnes)

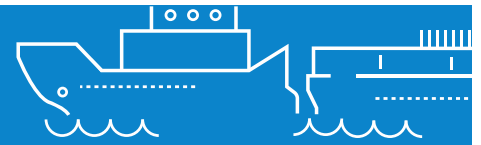
**3.2. Containers traffic**

**3.3. Ships traffic**

**3.4. Sea passengers and automobiles in transport regime**

**3.5. Statistic breakdown of Ports Authorities**





PORT TRAFFIC > Goods traffic > Categories of goods classification (tonnes) > Fertilizers group > Phosphates

3. Port traffic

3.1. Goods traffic

3.1.1. State-Owned Port System traffic general summary

3.1.2. Total port traffic (tonnes)

3.1.3. Other data of traffic (number)

3.1.4. Total traffic by type of operation and navigation (tonnes)

3.1.5. Total traffic by type of operation (tonnes)

3.1.6. Total traffic by type of navigation (tonnes)

3.1.7. Cabotage traffic goods (tonnes)

3.1.8. Foreign traffic goods (tonnes)

3.1.9. Cabotage and foreign traffic goods (tonnes)

3.1.10. Fish captures. Tonnes and value

3.1.11. Supplies and local traffic (tonnes)

3.1.12. World areas of origin and destination of goods (tonnes)

3.1.13. Goods by country (tonnes)

3.1.14. Categories of goods classification (tonnes)

Energetic group

3.1.14.1. Crude oil

3.1.14.2. Fueloil

3.1.14.3. Gasoil

3.1.14.4. Petrol

3.1.14.6. Other petroleum products

3.1.14.7. Energetic petroleum gases

3.1.14.12. Steam coal and petroleum coke

3.1.14.35. Natural Gas

3.1.14.51. Biofuel

Iron, steel and metallurgical goods group

3.1.14.8. Iron ore

3.1.14.10. Other mineral ores

3.1.14.11. Scrap iron

3.1.14.13. Siderurgical products

3.1.14.36. Other metallurgic products

Non-metallic minerals group

3.1.14.25. Salt

3.1.14.14. Fosfatos (toneladas)  
Phosphates (tonnes)

| Autoridades Portuarias<br>Port Authorities | CABOTAJE<br>CABOTAGE |                           |                                       |  |                | EXTERIOR<br>FOREIGN  |                           |                                       |  |                | TRÁNSITO<br>TOTAL<br>TRANSIT | TRÁFICO<br>TOTAL<br>TRAFFIC |         |
|--|----------------------|---------------------------|---------------------------------------|--|----------------|----------------------|---------------------------|---------------------------------------|--|----------------|------------------------------|-----------------------------|---------|
|  | Embarcadas<br>Loaded | Desembarcadas<br>Unloaded | Embarcadas tránsito<br>Loaded Transit | Desembarcadas tránsito<br>Unloaded Transit | Total<br>Total | Embarcadas<br>Loaded | Desembarcadas<br>Unloaded | Embarcadas tránsito<br>Loaded Transit | Desembarcadas tránsito<br>Unloaded Transit | Total<br>Total |                              |                             |         |
| A Coruña                                   | -                    | -                         | -                                     | -  | -              | -                    | -                         | -                                     | -  | -              | -                            | -                           | -       |
| Alicante                                   | 206                  | -                         | -                                     | -  | 206            | -                    | -                         | -                                     | -  | -              | -                            | -                           | 206     |
| Almería                                    | -                    | -                         | -                                     | -  | -              | -                    | -                         | -                                     | -  | -              | -                            | -                           | -       |
| Avilés                                     | -                    | -                         | -                                     | -  | -              | -                    | 131.930                   | -                                     | -  | 131.930        | -                            | -                           | 131.930 |
| Bahía de Algeciras                         | -                    | -                         | 4                                     | 183  | 187            | 21                   | -                         | 3.729                                 | 3.532                                      | 7.281          | 7.448                        | 7.468                       |         |
| Bahía de Cádiz                             | -                    | -                         | -                                     | -  | -              | -                    | -                         | -                                     | -  | -              | -                            | -                           | -       |
| Baleares                                   | -                    | -                         | -                                     | -  | -              | -                    | -                         | -                                     | -  | -              | -                            | -                           | -       |
| Barcelona                                  | 21                   | -                         | -                                     | -  | 21             | 607                  | 19                        | 148                                   | 105  | 879            | 253                          | 900                         |         |
| Bilbao                                     | -                    | -                         | -                                     | -  | -              | 31                   | 21.372                    | -                                     | -  | 21.403         | -                            | -                           | 21.403  |
| Cartagena                                  | -                    | -                         | -                                     | -  | -              | -                    | -                         | -                                     | -  | -              | -                            | -                           | -       |
| Castellón                                  | -                    | -                         | -                                     | -  | -              | -                    | 76.547                    | -                                     | -  | 76.547         | -                            | -                           | 76.547  |
| Ceuta                                      | -                    | -                         | -                                     | -  | -              | -                    | -                         | -                                     | -  | -              | -                            | -                           | -       |
| Ferrol-San Cibrao                          | -                    | -                         | -                                     | -  | -              | -                    | -                         | -                                     | -  | -              | -                            | -                           | -       |
| Gijón                                      | -                    | -                         | -                                     | -  | -              | -                    | -                         | -                                     | -  | -              | -                            | -                           | -       |
| Huelva                                     | -                    | -                         | -                                     | -  | -              | -                    | 22.820                    | -                                     | -  | 22.820         | -                            | -                           | 22.820  |
| Las Palmas                                 | -                    | 184                       | -                                     | -  | 184            | -                    | 2                         | 39                                    | 39   | 80             | 78                           | 264                         |         |
| Málaga                                     | -                    | -                         | -                                     | -  | -              | 24                   | -                         | -                                     | -  | 24             | -                            | -                           | 24      |
| Marín y Ría de Pontevedra                  | -                    | -                         | -                                     | -  | -              | -                    | -                         | -                                     | -  | -              | -                            | -                           | -       |
| Melilla                                    | -                    | -                         | -                                     | -  | -              | -                    | -                         | -                                     | -  | -              | -                            | -                           | -       |
| Motril                                     | -                    | -                         | -                                     | -  | -              | -                    | 9.878                     | -                                     | -  | 9.878          | -                            | -                           | 9.878   |
| Pasaia                                     | -                    | -                         | -                                     | -  | -              | -                    | 28.855                    | -                                     | -  | 28.855         | -                            | -                           | 28.855  |
| Sta. C. de Tenerife                        | 7                    | 198                       | -                                     | -  | 205            | -                    | 1.041                     | -                                     | -  | 1.041          | -                            | -                           | 1.246   |
| Santander                                  | -                    | -                         | -                                     | -  | -              | -                    | -                         | -                                     | -  | -              | -                            | -                           | -       |
| Sevilla                                    | 3                    | -                         | -                                     | -  | 3              | -                    | -                         | -                                     | -  | -              | -                            | -                           | 3       |
| Tarragona                                  | -                    | -                         | -                                     | -  | -              | -                    | 83.617                    | -                                     | -  | 83.617         | -                            | -                           | 83.617  |
| Valencia                                   | -                    | 41                        | -                                     | 25   | 66             | 1.735                | 745                       | 3.294                                 | 3.321                                      | 9.095          | 6.640                        | 9.161                       |         |
| Vigo                                       | -                    | -                         | -                                     | -  | -              | 174                  | 510                       | -                                     | -  | 684            | -                            | -                           | 684     |
| Vilagarcía                                 | -                    | -                         | -                                     | -  | -              | -                    | -                         | -                                     | -  | -              | -                            | -                           | -       |
| <b>TOTAL</b>                               | <b>236</b>           | <b>423</b>                | <b>4</b>                              | <b>208</b>                                 | <b>871</b>     | <b>2.592</b>         | <b>377.336</b>            | <b>7.210</b>                          | <b>6.997</b>                               | <b>394.135</b> | <b>14.419</b>                | <b>395.006</b>              |         |

\* No incluye transbordo, pesca, avituallamiento ni tráfico interior  
Transhipment, fish captures, supplies and local traffic not included

3.1.14.52. Non-metallic minerals group

Fertilizers group

3.1.14.14. Phosphates

3.1.14.15. Potash

3.1.14.16. Natural and artificial fertilizers

Chemical products group

3.1.14.17. Chemical products

Building materials group

3.1.14.5. Asphalt

3.1.14.18. Cement and clinker

3.1.14.20. Manufactured building materials

Agricultural and food products group

3.1.14.21. Cereals and their flours

3.1.14.22. Soybeans

3.1.14.23. Fruits and vegetables

3.1.14.24. Wines, drinks and spirits

3.1.14.27. Tinned foods

3.1.14.28. Tobacco, cacao, coffee and spices

3.1.14.29. Oils and greases

3.1.14.30. Other foods

3.1.14.33. Chilled and frozen fish

3.1.14.37. Animal feed and fodder

Other goods group

3.1.14.19. Woods and cork

3.1.14.26. Paper and pulp

3.1.14.31. Machinery, tools and spares

3.1.14.34. Other goods

Vehicles and transport items group

3.1.14.32. Vehicles and parts

3.1.14.38. Ro-ro traffic tare weights

3.1.14.39. Containers tare weights

3.1.15. Transhipped goods (tonnes)

3.1.16. Classification of goods by transport facilities used when entering or leaving the port (tonnes)

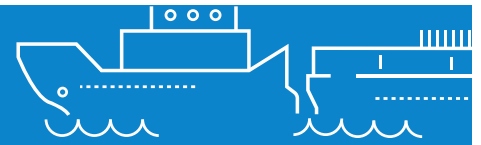
3.1.17. Foreign and cabotage trade (tonnes)

3.2. Containers traffic

3.3. Ships traffic

3.4. Sea passengers and automobiles in transport regime

3.5. Statistic breakdown of Ports Authorities



PORT TRAFFIC > Goods traffic > Categories of goods classification (tonnes) > Fertilizers group > Potash

3. Port traffic

3.1. Goods traffic

3.1.1. State-Owned Port System traffic general summary

3.1.2. Total port traffic (tonnes)

3.1.3. Other data of traffic (number)

3.1.4. Total traffic by type of operation and navigation (tonnes)

3.1.5. Total traffic by type of operation (tonnes)

3.1.6. Total traffic by type of navigation (tonnes)

3.1.7. Cabotage traffic goods (tonnes)

3.1.8. Foreign traffic goods (tonnes)

3.1.9. Cabotage and foreign traffic goods (tonnes)

3.1.10. Fish captures. Tonnes and value

3.1.11. Supplies and local traffic (tonnes)

3.1.12. World areas of origin and destination of goods (tonnes)

3.1.13. Goods by country (tonnes)

3.1.14. Categories of goods classification (tonnes)

Energetic group

3.1.14.1. Crude oil

3.1.14.2. Fueloil

3.1.14.3. Gasoil

3.1.14.4. Petrol

3.1.14.6. Other petroleum products

3.1.14.7. Energetic petroleum gases

3.1.14.12. Steam coal and petroleum coke

3.1.14.35. Natural Gas

3.1.14.51. Biofuel

Iron, steel and metallurgical goods group

3.1.14.8. Iron ore

3.1.14.10. Other mineral ores

3.1.14.11. Scrap iron

3.1.14.13. Siderurgical products

3.1.14.36. Other metallurgic products

Non-metallic minerals group

3.1.14.25. Salt

**3.1.14.15. Potasas (toneladas)**  
*Potash (tonnes)*

| Autoridades Portuarias<br>Port Authorities | CABOTAJE<br>CABOTAGE      |                                |  |   |                | EXTERIOR<br>FOREIGN       |                                |  |   |                | TRÁNSITO<br>TOTAL<br>TOTAL<br>TRANSIT | TRÁFI-<br>CO<br>TOTAL<br>TOTAL<br>TRAFFIC |
|--|---------------------------|--------------------------------|--|---|----------------|---------------------------|--------------------------------|--|---|----------------|---------------------------------------|---|
|  | Embar-<br>cadas<br>Loaded | Desem-<br>barcadas<br>Unloaded | Embar-<br>cadas<br>tránsito<br>Loaded<br>Transit | Desem-<br>barcadas<br>tránsito<br>Unloaded<br>Transit | Total<br>Total | Embar-<br>cadas<br>Loaded | Desem-<br>barcadas<br>Unloaded | Embar-<br>cadas<br>tránsito<br>Loaded<br>Transit | Desem-<br>barcadas<br>tránsito<br>Unloaded<br>Transit | Total<br>Total |                                       |   |
| A Coruña                                   | -                         | -                              | -  | -   | -              | -                         | -                              | -  | -   | -              | -                                     | -   |
| Alicante                                   | 24                        | -                              | -  | -   | 24             | -                         | 2.497                          | -  | -   | 2.497          | -                                     | 2.521                                     |
| Almería                                    | -                         | -                              | -  | -   | -              | 381                       | 355                            | -  | -   | 736            | -                                     | 736                                       |
| Avilés                                     | -                         | -                              | -  | -   | -              | -                         | -                              | -  | -   | -              | -                                     | -   |
| Bahía de Algeciras                         | -                         | -                              | 1.283  | 26  | 1.309          | 314                       | 3.844                          | 37.074   | 38.650  | 79.882         | 77.033                                | 81.191                                    |
| Bahía de Cádiz                             | 10                        | -                              | -  | -   | 10             | -                         | 17.212                         | -  | -   | 17.212         | -                                     | 17.222                                    |
| Baleares                                   | 36                        | 156                            | -  | -   | 192            | -                         | -                              | -  | -   | -              | -                                     | 192                                       |
| Barcelona                                  | 17.384                    | 18                             | -  | -   | 17.402         | 529.985                   | 1.956                          | 6.342  | 5.844   | 544.127        | 12.186                                | 561.529                                   |
| Bilbao                                     | -                         | -                              | -  | -   | -              | 40                        | 550                            | -  | -   | 590            | -                                     | 590                                       |
| Cartagena                                  | -                         | -                              | -  | -   | -              | 636                       | 26.085                         | -  | -   | 26.721         | -                                     | 26.721                                    |
| Castellón                                  | -                         | -                              | -  | -   | -              | 70                        | 40.053                         | -  | -   | 40.123         | -                                     | 40.123                                    |
| Ceuta                                      | -                         | -                              | -  | -   | -              | -                         | -                              | -  | -   | -              | -                                     | -   |
| Ferrol-San Cibrao                          | -                         | -                              | -  | -   | -              | -                         | 24                             | -  | -   | 24             | -                                     | 24  |
| Gijón                                      | -                         | -                              | -  | -   | -              | -                         | -                              | -  | -   | -              | -                                     | -   |
| Huelva                                     | -                         | 12.672                         | -  | -   | 12.672         | -                         | 57.778                         | -  | -   | 57.778         | -                                     | 70.450                                    |
| Las Palmas                                 | 3                         | 28                             | -  | -   | 31             | -                         | 102                            | 511  | 509   | 1.122          | 1.020                                 | 1.153                                     |
| Málaga                                     | -                         | -                              | -  | -   | -              | 43                        | -                              | -  | -   | 43             | -                                     | 43  |
| Marín y Ría de Pontevedra                  | -                         | -                              | -  | -   | -              | -                         | 45                             | -  | -   | 45             | -                                     | 45  |
| Melilla                                    | -                         | -                              | -  | -   | -              | -                         | -                              | -  | -   | -              | -                                     | -   |
| Motril                                     | -                         | -                              | -  | -   | -              | -                         | 14.976                         | -  | -   | 14.976         | -                                     | 14.976                                    |
| Pasaia                                     | -                         | -                              | -  | -   | -              | -                         | -                              | -  | -   | -              | -                                     | -   |
| Sta. C. de Tenerife                        | 20                        | 138                            | -  | -   | 158            | -                         | 1.874                          | -  | -   | 1.874          | -                                     | 2.032                                     |
| Santander                                  | -                         | -                              | -  | -   | -              | -                         | 16.476                         | -  | -   | 16.476         | -                                     | 16.476                                    |
| Sevilla                                    | -                         | 16.062                         | -  | -   | 16.062         | -                         | 21.786                         | -  | -   | 21.786         | -                                     | 37.848                                    |
| Tarragona                                  | 4.045                     | -                              | -  | -   | 4.045          | 38.525                    | 4.569                          | -  | -   | 43.094         | -                                     | 47.138                                    |
| Valencia                                   | 193                       | -                              | 430  | 740   | 1.363          | 1.444                     | 12.259                         | 10.215   | 9.984   | 33.902         | 21.369                                | 35.265                                    |
| Vigo                                       | -                         | -                              | -  | -   | -              | -                         | 759                            | -  | -   | 759            | -                                     | 759                                       |
| Vilagarcía                                 | -                         | -                              | -  | -   | -              | -                         | -                              | -  | -   | -              | -                                     | -   |
| <b>TOTAL</b>                               | <b>21.715</b>             | <b>29.074</b>                  | <b>1.713</b>                                     | <b>766</b>  | <b>53.268</b>  | <b>571.438</b>            | <b>223.200</b>                 | <b>54.142</b>                                    | <b>54.987</b>   | <b>903.766</b> | <b>111.608</b>                        | <b>957.034</b>                            |

\* No incluye transbordo, pesca, avituallamiento ni tráfico interior  
*Transshipment, fish captures, supplies and local traffic not included*

3.1.14.52. Non-metallic minerals group

Fertilizers group

3.1.14.14. Phosphates

**3.1.14.15. Potash**

3.1.14.16. Natural and artificial fertilizers

Chemical products group

3.1.14.17. Chemical products

Building materials group

3.1.14.5. Asphalt

3.1.14.18. Cement and clinker

3.1.14.20. Manufactured building materials

Agricultural and food products group

3.1.14.21. Cereals and their flours

3.1.14.22. Soybeans

3.1.14.23. Fruits and vegetables

3.1.14.24. Wines, drinks and spirits

3.1.14.27. Tinned foods

3.1.14.28. Tobacco, cacao, coffee and spices

3.1.14.29. Oils and greases

3.1.14.30. Other foods

3.1.14.33. Chilled and frozen fish

3.1.14.37. Animal feed and fodder

Other goods group

3.1.14.19. Woods and cork

3.1.14.26. Paper and pulp

3.1.14.31. Machinery, tools and spares

3.1.14.34. Other goods

Vehicles and transport items group

3.1.14.32. Vehicles and parts

3.1.14.38. Ro-ro traffic tare weights

3.1.14.39. Containers tare weights

3.1.15. Transhipped goods (tonnes)

3.1.16. Classification of goods by transport facilities used when entering or leaving the port (tonnes)

3.1.17. Foreign and cabotage trade (tonnes)

**3.2. Containers traffic**

**3.3. Ships traffic**

**3.4. Sea passengers and automobiles in transport regime**

**3.5. Statistic breakdown of Ports Authorities**



PORT TRAFFIC > Goods traffic > Categories of goods classification (tonnes) > Fertilizers group > Natural and artificial fertilizers

3. Port traffic

3.1. Goods traffic

3.1.1. State-Owned Port System traffic general summary

3.1.2. Total port traffic (tonnes)

3.1.3. Other data of traffic (number)

3.1.4. Total traffic by type of operation and navigation (tonnes)

3.1.5. Total traffic by type of operation (tonnes)

3.1.6. Total traffic by type of navigation (tonnes)

3.1.7. Cabotage traffic goods (tonnes)

3.1.8. Foreign traffic goods (tonnes)

3.1.9. Cabotage and foreign traffic goods (tonnes)

3.1.10. Fish captures. Tonnes and value

3.1.11. Supplies and local traffic (tonnes)

3.1.12. World areas of origin and destination of goods (tonnes)

3.1.13. Goods by country (tonnes)

3.1.14. Categories of goods classification (tonnes)

Energetic group

3.1.14.1. Crude oil

3.1.14.2. Fueloil

3.1.14.3. Gasoil

3.1.14.4. Petrol

3.1.14.6. Other petroleum products

3.1.14.7. Energetic petroleum gases

3.1.14.12. Steam coal and petroleum coke

3.1.14.35. Natural Gas

3.1.14.51. Biofuel

Iron, steel and metallurgical goods group

3.1.14.8. Iron ore

3.1.14.10. Other mineral ores

3.1.14.11. Scrap iron

3.1.14.13. Siderurgical products

3.1.14.36. Other metallurgic products

Non-metallic minerals group

3.1.14.25. Salt

3.1.14.16. Abonos naturales y artificiales (toneladas)  
Natural and artificial fertilizers (tonnes)

| Autoridades Portuarias<br>Port Authorities | CABOTAJE<br>CABOTAGE      |                                |  |   |                | EXTERIOR<br>FOREIGN       |                                |  |   |                  | TRÁNSITO<br>TOTAL<br>TRANSIT | TRÁFI-<br>CO<br>TOTAL<br>TRAFFIC |
|--|---------------------------|--------------------------------|--|---|----------------|---------------------------|--------------------------------|--|---|------------------|------------------------------|----------------------------------|
|  | Embar-<br>cadas<br>Loaded | Desem-<br>barcadas<br>Unloaded | Embar-<br>cadas<br>tránsito<br>Loaded<br>Transit | Desem-<br>barcadas<br>tránsito<br>Unloaded<br>Transit | Total<br>Total | Embar-<br>cadas<br>Loaded | Desem-<br>barcadas<br>Unloaded | Embar-<br>cadas<br>tránsito<br>Loaded<br>Transit | Desem-<br>barcadas<br>tránsito<br>Unloaded<br>Transit | Total<br>Total   |                              |                                  |
| A Coruña                                   | -                         | -                              | -  | -   | -              | -                         | 99.150                         | -  | -   | 99.150           | -                            | 99.150                           |
| Alicante                                   | 4.765                     | 6.950                          | -  | -   | 11.715         | 48                        | 56.274                         | -  | -   | 56.321           | -                            | 68.037                           |
| Almería                                    | 110                       | -                              | -  | -   | 110            | 4.186                     | 94.665                         | -  | -   | 98.851           | -                            | 98.961                           |
| Avilés                                     | 18.618                    | -                              | -  | -   | 18.618         | 248.038                   | 5.600                          | -  | -   | 253.638          | -                            | 272.256                          |
| Bahía de Algeciras                         | -                         | -                              | 45.805   | 5.975   | 51.780         | 42.894                    | 21.739                         | 256.598  | 300.975   | 622.207          | 609.353                      | 673.987                          |
| Bahía de Cádiz                             | 555                       | 20                             | -  | -   | 575            | 22.096                    | 64.347                         | -  | 2.076   | 88.520           | 2.076                        | 89.095                           |
| Baleares                                   | 854                       | 23.804                         | -  | -   | 24.658         | -                         | 3.900                          | -  | -   | 3.900            | -                            | 28.558                           |
| Barcelona                                  | 4.060                     | 525                            | -  | -   | 4.585          | 45.476                    | 94.745                         | 20.476   | 22.117  | 182.813          | 42.593                       | 187.398                          |
| Bilbao                                     | 612                       | -                              | 17   | -   | 629            | 19.928                    | 118.266                        | -  | 33  | 138.227          | 50                           | 138.856                          |
| Cartagena                                  | -                         | 4.400                          | -  | -   | 4.400          | 7.363                     | 116.623                        | -  | -   | 123.986          | -                            | 128.386                          |
| Castellón                                  | 38.352                    | 3.498                          | -  | -   | 41.850         | 211.448                   | 267.985                        | 2.212  | 2.703   | 484.347          | 4.915                        | 526.198                          |
| Ceuta                                      | 6                         | 573                            | -  | -   | 579            | -                         | -                              | -  | -   | -                | -                            | 579                              |
| Ferrol-San Cibrao                          | -                         | 12.003                         | -  | -   | 12.003         | 25                        | 14.712                         | -  | -   | 14.737           | -                            | 26.740                           |
| Gijón                                      | 54                        | -                              | -  | -   | 54             | 399                       | 90.952                         | -  | -   | 91.351           | -                            | 91.405                           |
| Huelva                                     | 39.797                    | 9.467                          | -  | -   | 49.264         | 88.064                    | 88.424                         | -  | -   | 176.488          | -                            | 225.752                          |
| Las Palmas                                 | 1.361                     | 7.697                          | 1.850  | 1.902   | 12.810         | 20                        | 9.278                          | 43.285   | 42.543  | 95.126           | 89.580                       | 107.936                          |
| Málaga                                     | 61                        | 4.500                          | -  | -   | 4.561          | 3.860                     | 20.399                         | 184  | 199   | 24.642           | 383                          | 29.203                           |
| Marín y Ría de Pontevedra                  | -                         | -                              | -  | -   | -              | -                         | 89                             | -  | -   | 89               | -                            | 89                               |
| Melilla                                    | -                         | 73                             | -  | -   | 73             | -                         | -                              | -  | -   | -                | -                            | 73                               |
| Motril                                     | -                         | -                              | -  | -   | -              | 8.584                     | 120.123                        | -  | -   | 128.707          | -                            | 128.707                          |
| Pasaia                                     | -                         | -                              | -  | -   | -              | -                         | 113.747                        | -  | -   | 113.747          | -                            | 113.747                          |
| Sta. C. de Tenerife                        | 5.553                     | 23.734                         | 225  | 297   | 29.809         | 10                        | 16.472                         | -  | 22  | 16.504           | 544                          | 46.313                           |
| Santander                                  | -                         | 2.797                          | -  | -   | 2.797          | -                         | 503.904                        | -  | -   | 503.904          | -                            | 506.701                          |
| Sevilla                                    | 2.749                     | 33.524                         | -  | -   | 36.273         | 20.049                    | 523.455                        | -  | -   | 543.504          | -                            | 579.777                          |
| Tarragona                                  | 19                        | 1.618                          | -  | -   | 1.636          | 651                       | 122.307                        | -  | -   | 122.958          | -                            | 124.595                          |
| Valencia                                   | 32.081                    | 21.044                         | 75.586   | 22.533  | 151.244        | 426.049                   | 360.248                        | 96.704   | 148.449   | 1.031.450        | 343.272                      | 1.182.694                        |
| Vigo                                       | -                         | -                              | -  | -   | -              | 9.828                     | 5.598                          | 114  | 114   | 15.654           | 228                          | 15.654                           |
| Vilagarcía                                 | 38                        | 12.421                         | -  | -   | 12.459         | -                         | 72.028                         | -  | -   | 72.028           | -                            | 84.487                           |
| <b>TOTAL</b>                               | <b>149.645</b>            | <b>168.648</b>                 | <b>123.483</b>                                   | <b>30.707</b>   | <b>472.483</b> | <b>1.159.016</b>          | <b>3.005.030</b>               | <b>419.573</b>                                   | <b>519.231</b>  | <b>5.102.849</b> | <b>1.092.994</b>             | <b>5.575.332</b>                 |

\* No incluye transbordo, pesca, avituallamiento ni tráfico interior  
Transshipment, fish captures, supplies and local traffic not included

3.1.14.52. Non-metallic minerals group

**Fertilizers group**

3.1.14.14. Phosphates

3.1.14.15. Potash

3.1.14.16. Natural and artificial fertilizers

**Chemical products group**

3.1.14.17. Chemical products

**Building materials group**

3.1.14.5. Asphalt

3.1.14.18. Cement and clinker

3.1.14.20. Manufactured building materials

**Agricultural and food products group**

3.1.14.21. Cereals and their flours

3.1.14.22. Soybeans

3.1.14.23. Fruits and vegetables

3.1.14.24. Wines, drinks and spirits

3.1.14.27. Tinned foods

3.1.14.28. Tobacco, cacao, coffee and spices

3.1.14.29. Oils and greases

3.1.14.30. Other foods

3.1.14.33. Chilled and frozen fish

3.1.14.37. Animal feed and fodder

**Other goods group**

3.1.14.19. Woods and cork

3.1.14.26. Paper and pulp

3.1.14.31. Machinery, tools and spares

3.1.14.34. Other goods

**Vehicles and transport items group**

3.1.14.32. Vehicles and parts

3.1.14.38. Ro-ro traffic tare weights

3.1.14.39. Containers tare weights

3.1.15. Transhipped goods (tonnes)

3.1.16. Classification of goods by transport facilities used when entering or leaving the port (tonnes)

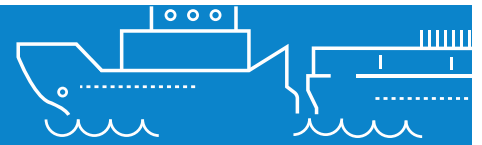
3.1.17. Foreign and cabotage trade (tonnes)

**3.2. Containers traffic**

**3.3. Ships traffic**

**3.4. Sea passengers and automobiles in transport regime**

**3.5. Statistic breakdown of Ports Authorities**



PORT TRAFFIC > Goods traffic > Categories of goods classification (tonnes) > Chemical products group > Chemical products

3. Port traffic

3.1. Goods traffic

3.1.1. State-Owned Port System traffic general summary

3.1.2. Total port traffic (tonnes)

3.1.3. Other data of traffic (number)

3.1.4. Total traffic by type of operation and navigation (tonnes)

3.1.5. Total traffic by type of operation (tonnes)

3.1.6. Total traffic by type of navigation (tonnes)

3.1.7. Cabotage traffic goods (tonnes)

3.1.8. Foreign traffic goods (tonnes)

3.1.9. Cabotage and foreign traffic goods (tonnes)

3.1.10. Fish captures. Tonnes and value

3.1.11. Supplies and local traffic (tonnes)

3.1.12. World areas of origin and destination of goods (tonnes)

3.1.13. Goods by country (tonnes)

3.1.14. Categories of goods classification (tonnes)

Energetic group

3.1.14.1. Crude oil

3.1.14.2. Fueloil

3.1.14.3. Gasoil

3.1.14.4. Petrol

3.1.14.6. Other petroleum products

3.1.14.7. Energetic petroleum gases

3.1.14.12. Steam coal and petroleum coke

3.1.14.35. Natural Gas

3.1.14.51. Biofuel

Iron, steel and metallurgical goods group

3.1.14.8. Iron ore

3.1.14.10. Other mineral ores

3.1.14.11. Scrap iron

3.1.14.13. Siderurgical products

3.1.14.36. Other metallurgic products

Non-metallic minerals group

3.1.14.25. Salt

3.1.14.17. Productos químicos (toneladas)  
Chemical products (tonnes)

| Autoridades Portuarias Port Authorities | CABOTAJE CABOTAGE |                        |                                    |   |                  | EXTERIOR FOREIGN  |                        |                                    |   |                   | TRÁNSITO TOTAL TOTAL TRANSIT | TRÁFICO TOTAL TOTAL TRAFFIC |
|---|-------------------|------------------------|------------------------------------|---|------------------|-------------------|------------------------|------------------------------------|---|-------------------|------------------------------|-----------------------------|
|   | Embarcadas Loaded | Desembarcadas Unloaded | Embarcadas tránsito Loaded Transit | Desembarcadas tránsito Unloaded Transit | Total Total      | Embarcadas Loaded | Desembarcadas Unloaded | Embarcadas tránsito Loaded Transit | Desembarcadas tránsito Unloaded Transit | Total Total       |                              |                             |
| A Coruña                                | -                 | 8.347                  | -                                  | -                                       | 8.347            | -                 | 88.855                 | -                                  | -                                       | 88.855            | -                            | 97.202                      |
| Alicante                                | 55.058            | 4.780                  | -                                  | -                                       | 59.839           | 8.860             | 65.724                 | 368                                | 368                                     | 75.320            | 736                          | 135.158                     |
| Almería                                 | 2.489             | 3                      | -                                  | -                                       | 2.492            | 48.894            | 7.995                  | -                                  | -                                       | 56.889            | -                            | 59.381                      |
| Avilés                                  | 85.929            | 57.563                 | -                                  | -                                       | 143.492          | 285.732           | 352.538                | -                                  | -                                       | 638.270           | -                            | 781.762                     |
| Bahía de Algeciras                      | 14.742            | -                      | 195.948                            | 356.990                                 | 567.680          | 859.121           | 222.050                | 3.082.488                          | 3.114.471                               | 7.278.129         | 6.749.896                    | 7.845.809                   |
| Bahía de Cádiz                          | 9.919             | 1.927                  | -                                  | -                                       | 11.846           | 8.266             | 2.151                  | -                                  | -                                       | 10.417            | -                            | 22.263                      |
| Baleares                                | 17.414            | 107.155                | 26                                 | -                                       | 124.595          | 1                 | -                      | -                                  | -                                       | 1                 | 26                           | 124.596                     |
| Barcelona                               | 143.962           | 147.058                | -                                  | 4.511                                   | 295.531          | 1.820.835         | 2.179.432              | 1.024.199                          | 1.009.517                               | 6.033.983         | 2.038.228                    | 6.329.514                   |
| Bilbao                                  | 35.012            | 70.705                 | 25                                 | -                                       | 105.742          | 1.196.071         | 825.637                | 24                                 | 25                                      | 2.021.757         | 74                           | 2.127.499                   |
| Cartagena                               | 16.616            | 275.770                | -                                  | -                                       | 292.386          | 381.086           | 252.115                | -                                  | -                                       | 633.201           | -                            | 925.587                     |
| Castellón                               | -                 | 94.896                 | -                                  | -                                       | 94.897           | 383.982           | 512.395                | 8.760                              | 8.271                                   | 913.408           | 17.031                       | 1.008.304                   |
| Ceuta                                   | 45                | 4.868                  | -                                  | -                                       | 4.913            | -                 | 260                    | -                                  | -                                       | 260               | -                            | 5.172                       |
| Ferrol-San Cibrao                       | 26.468            | 16.371                 | -                                  | -                                       | 42.839           | 1.182.976         | 440.729                | -                                  | -                                       | 1.623.705         | -                            | 1.666.543                   |
| Gijón                                   | 531               | 24                     | -                                  | -                                       | 555              | 59.951            | 17.859                 | -                                  | -                                       | 77.810            | -                            | 78.365                      |
| Huelva                                  | 582.483           | 52.276                 | -                                  | -                                       | 634.759          | 1.259.768         | 250.848                | -                                  | -                                       | 1.510.616         | -                            | 2.145.375                   |
| Las Palmas                              | 57.459            | 300.549                | 9.132                              | 9.144                                   | 376.285          | 16.378            | 181.773                | 230.557                            | 230.888                                 | 659.597           | 479.721                      | 1.035.882                   |
| Málaga                                  | 16.484            | 327                    | -                                  | -                                       | 16.811           | 2.610             | 5.681                  | 22.304                             | 27.550                                  | 58.145            | 49.854                       | 74.956                      |
| Marín y Ría de Pontevedra               | 53                | 10.679                 | -                                  | -                                       | 10.732           | 29.352            | 7.690                  | 64                                 | -                                       | 37.106            | 64                           | 47.838                      |
| Melilla                                 | 308               | 17.901                 | -                                  | -                                       | 18.209           | 76                | 279                    | -                                  | -                                       | 355               | -                            | 18.564                      |
| Motril                                  | 1.310             | -                      | -                                  | -                                       | 1.310            | 15.141            | 13.545                 | -                                  | -                                       | 28.686            | -                            | 29.996                      |
| Pasaia                                  | -                 | 6.683                  | -                                  | -                                       | 6.683            | -                 | 10.982                 | -                                  | -                                       | 10.982            | -                            | 17.665                      |
| Sta. C. de Tenerife                     | 38.903            | 185.823                | 1.267                              | 1.327                                   | 227.320          | 1.679             | 144.312                | 45                                 | 505                                     | 146.541           | 3.144                        | 373.861                     |
| Santander                               | 15.296            | -                      | -                                  | -                                       | 15.296           | 711.453           | 92.805                 | -                                  | 9                                       | 804.267           | 9                            | 819.563                     |
| Sevilla                                 | 73.971            | 13.948                 | -                                  | -                                       | 87.919           | 1.770             | 62.071                 | -                                  | -                                       | 63.841            | -                            | 151.760                     |
| Tarragona                               | 51.157            | 66.284                 | -                                  | -                                       | 117.441          | 699.294           | 857.685                | -                                  | -                                       | 1.556.980         | -                            | 1.674.420                   |
| Valencia                                | 89.441            | 54.225                 | 136.129                            | 172.131                                 | 451.926          | 1.597.506         | 1.295.916              | 2.280.559                          | 2.253.139                               | 7.427.120         | 4.841.958                    | 7.879.046                   |
| Vigo                                    | 2.399             | 136                    | -                                  | -                                       | 2.535            | 14.336            | 81.062                 | 7.110                              | 7.141                                   | 109.649           | 14.251                       | 112.184                     |
| Vilagarcía                              | 7.122             | -                      | 22                                 | 22                                      | 7.166            | 1.611             | 80.434                 | 2.063                              | -                                       | 84.108            | 2.107                        | 91.274                      |
| <b>TOTAL</b>                            | <b>1.344.572</b>  | <b>1.498.298</b>       | <b>342.549</b>                     | <b>544.125</b>                          | <b>3.729.543</b> | <b>10.586.749</b> | <b>8.052.823</b>       | <b>6.658.541</b>                   | <b>6.651.884</b>                        | <b>31.949.997</b> | <b>14.197.099</b>            | <b>35.679.540</b>           |

\* No incluye transbordo, pesca, avituallamiento ni tráfico interior  
Transshipment, fish captures, supplies and local traffic not included

3.1.14.52. Non-metallic minerals group

Fertilizers group

3.1.14.14. Phosphates

3.1.14.15. Potash

3.1.14.16. Natural and artificial fertilizers

Chemical products group

3.1.14.17. Chemical products

Building materials group

3.1.14.5. Asphalt

3.1.14.18. Cement and clinker

3.1.14.20. Manufactured building materials

Agricultural and food products group

3.1.14.21. Cereals and their flours

3.1.14.22. Soybeans

3.1.14.23. Fruits and vegetables

3.1.14.24. Wines, drinks and spirits

3.1.14.27. Tinned foods

3.1.14.28. Tobacco, cacao, coffee and spices

3.1.14.29. Oils and greases

3.1.14.30. Other foods

3.1.14.33. Chilled and frozen fish

3.1.14.37. Animal feed and fodder

Other goods group

3.1.14.19. Woods and cork

3.1.14.26. Paper and pulp

3.1.14.31. Machinery, tools and spares

3.1.14.34. Other goods

Vehicles and transport items group

3.1.14.32. Vehicles and parts

3.1.14.38. Ro-ro traffic tare weights

3.1.14.39. Containers tare weights

3.1.15. Transhipped goods (tonnes)

3.1.16. Classification of goods by transport facilities used when entering or leaving the port (tonnes)

3.1.17. Foreign and cabotage trade (tonnes)

3.2. Containers traffic

3.3. Ships traffic

3.4. Sea passengers and automobiles in transport regime

3.5. Statistic breakdown of Ports Authorities





PORT TRAFFIC > Goods traffic > Categories of goods classification (tonnes) > Building materials group > Asphalt

### 3. Port traffic

#### 3.1. Goods traffic

3.1.1. State-Owned Port System traffic general summary

3.1.2. Total port traffic (tonnes)

3.1.3. Other data of traffic (number)

3.1.4. Total traffic by type of operation and navigation (tonnes)

3.1.5. Total traffic by type of operation (tonnes)

3.1.6. Total traffic by type of navigation (tonnes)

3.1.7. Cabotage traffic goods (tonnes)

3.1.8. Foreign traffic goods (tonnes)

3.1.9. Cabotage and foreign traffic goods (tonnes)

3.1.10. Fish captures. Tonnes and value

3.1.11. Supplies and local traffic (tonnes)

3.1.12. World areas of origin and destination of goods (tonnes)

3.1.13. Goods by country (tonnes)

3.1.14. Categories of goods classification (tonnes)

#### Energetic group

3.1.14.1. Crude oil

3.1.14.2. Fueloil

3.1.14.3. Gasoil

3.1.14.4. Petrol

3.1.14.6. Other petroleum products

3.1.14.7. Energetic petroleum gases

3.1.14.12. Steam coal and petroleum coke

3.1.14.35. Natural Gas

3.1.14.51. Biofuel

#### Iron, steel and metallurgical goods group

3.1.14.8. Iron ore

3.1.14.10. Other mineral ores

3.1.14.11. Scrap iron

3.1.14.13. Siderurgical products

3.1.14.36. Other metallurgic products

#### Non-metallic minerals group

3.1.14.25. Salt

### 3.1.14.5. Asfalto (toneladas) Asphalt (tonnes)

| Autoridades Portuarias<br>Port Authorities | CABOTAJE<br>CABOTAGE |                           |  |   |                | EXTERIOR<br>FOREIGN  |                           |  |   |                  | TRÁNSITO<br>TOTAL<br>TOTAL<br>TRANSIT | TRÁFICO<br>TOTAL<br>TOTAL<br>TRAFFIC |
|--|----------------------|---------------------------|--|---|----------------|----------------------|---------------------------|--|---|------------------|---------------------------------------|--------------------------------------|
|  | Embarcadas<br>Loaded | Desembarcadas<br>Unloaded | Embarcadas tránsito<br>Loaded<br>Transit | Desembarcadas tránsito<br>Unloaded<br>Transit | Total<br>Total | Embarcadas<br>Loaded | Desembarcadas<br>Unloaded | Embarcadas tránsito<br>Loaded<br>Transit | Desembarcadas tránsito<br>Unloaded<br>Transit | Total<br>Total   |                                       |                                      |
| A Coruña                                   | 30.852               | -                         | -  | -   | 30.852         | 183.848              | 41.114                    | -  | -   | 224.962          | -                                     | 255.814                              |
| Alicante                                   | 296                  | 66                        | -  | -   | 362            | -                    | 10.663                    | -  | -   | 10.663           | -                                     | 11.024                               |
| Almería                                    | 329                  | -                         | -  | -   | 329            | -                    | -                         | -  | -   | -                | -                                     | 329                                  |
| Avilés                                     | -                    | -                         | -  | -   | -              | -                    | 1.606                     | -  | -   | 1.606            | -                                     | 1.606                                |
| Bahía de Algeciras                         | 82.086               | -                         | 34.049                                   | 14.278  | 130.413        | 240                  | 10                        | 12.458                                   | 8.607   | 21.315           | 69.391                                | 151.728                              |
| Bahía de Cádiz                             | 1                    | -                         | -  | 45.336  | 45.337         | 77.245               | -                         | 432.277                                  | 424.057                                       | 933.580          | 901.671                               | 978.917                              |
| Baleares                                   | 2.617                | 6.060                     | -  | -   | 8.677          | -                    | -                         | -  | -   | -                | -                                     | 8.677                                |
| Barcelona                                  | 4.738                | 15                        | 21                                       | 21  | 4.795          | 9.152                | -                         | 442                                      | 472   | 10.066           | 956                                   | 14.861                               |
| Bilbao                                     | 2                    | -                         | -  | -   | 2              | 4.538                | 82                        | -  | -   | 4.620            | -                                     | 4.622                                |
| Cartagena                                  | -                    | -                         | -  | -   | -              | 22.934               | -                         | -  | -   | 22.934           | -                                     | 22.934                               |
| Castellón                                  | -                    | -                         | -  | -   | -              | -                    | -                         | 7.040                                    | 5.473   | 12.513           | 12.513                                | 12.513                               |
| Ceuta                                      | 3.775                | 458                       | -  | -   | 4.233          | -                    | -                         | -  | -   | -                | -                                     | 4.233                                |
| Ferrol-San Cibrao                          | -                    | 30.847                    | -  | -   | 30.847         | -                    | 45.196                    | -  | -   | 45.196           | -                                     | 76.043                               |
| Gijón                                      | -                    | 41.113                    | -  | -   | 41.113         | -                    | 4.018                     | -  | -   | 4.018            | -                                     | 45.132                               |
| Huelva                                     | 43.922               | 115.681                   | -  | -   | 159.603        | 303.897              | -                         | -  | -   | 303.897          | -                                     | 463.500                              |
| Las Palmas                                 | 10.034               | 1.903                     | 602                                      | 608   | 13.147         | 22.008               | 45.366                    | 2.382                                    | 2.398   | 72.154           | 5.990                                 | 85.301                               |
| Málaga                                     | 177                  | -                         | -  | -   | 177            | -                    | -                         | -  | -   | -                | -                                     | 177                                  |
| Marín y Ría de Pontevedra                  | -                    | -                         | -  | -   | -              | -                    | 23                        | -  | -   | 23               | -                                     | 23                                   |
| Melilla                                    | -                    | 505                       | -  | -   | 505            | -                    | 26                        | -  | -   | 26               | -                                     | 531                                  |
| Motril                                     | 24                   | -                         | -  | -   | 24             | 1                    | -                         | -  | -   | 1                | -                                     | 25                                   |
| Pasaia                                     | -                    | -                         | -  | -   | -              | -                    | 50.804                    | -  | -   | 50.804           | -                                     | 50.804                               |
| Sta. C. de Tenerife                        | 2.751                | 24.639                    | 34                                       | 40  | 27.464         | 13.875               | -                         | -  | -   | 13.875           | 74                                    | 41.339                               |
| Santander                                  | -                    | -                         | -  | -   | -              | -                    | 17.802                    | -  | -   | 17.802           | -                                     | 17.802                               |
| Sevilla                                    | 228                  | 1.654                     | -  | -   | 1.882          | -                    | -                         | -  | -   | -                | -                                     | 1.882                                |
| Tarragona                                  | 91.008               | -                         | -  | -   | 91.008         | 647.526              | -                         | -  | -   | 647.526          | -                                     | 738.534                              |
| Valencia                                   | 2.077                | 62.302                    | -  | 20  | 64.399         | 2.612                | 153                       | 4.481                                    | 4.703   | 11.949           | 9.204                                 | 76.348                               |
| Vigo                                       | -                    | -                         | -  | -   | -              | -                    | -                         | -  | -   | -                | -                                     | -                                    |
| Vilagarcía                                 | 9                    | -                         | -  | -   | 9              | -                    | 1.467                     | -  | -   | 1.467            | -                                     | 1.476                                |
| <b>TOTAL</b>                               | <b>274.926</b>       | <b>285.244</b>            | <b>34.706</b>                            | <b>60.303</b>                                 | <b>655.179</b> | <b>1.287.876</b>     | <b>218.330</b>            | <b>459.081</b>                           | <b>445.710</b>                                | <b>2.410.996</b> | <b>999.799</b>                        | <b>3.066.175</b>                     |

\* No incluye transbordo, pesca, avituallamiento ni tráfico interior  
Transshipment, fish captures, supplies and local traffic not included

3.1.14.52. Non-metallic minerals group

Fertilizers group

3.1.14.14. Phosphates

3.1.14.15. Potash

3.1.14.16. Natural and artificial fertilizers

Chemical products group

3.1.14.17. Chemical products

Building materials group

**3.1.14.5. Asphalt**

3.1.14.18. Cement and clinker

3.1.14.20. Manufactured building materials

Agricultural and food products group

3.1.14.21. Cereals and their flours

3.1.14.22. Soybeans

3.1.14.23. Fruits and vegetables

3.1.14.24. Wines, drinks and spirits

3.1.14.27. Tinned foods

3.1.14.28. Tobacco, cacao, coffee and spices

3.1.14.29. Oils and greases

3.1.14.30. Other foods

3.1.14.33. Chilled and frozen fish

3.1.14.37. Animal feed and fodder

Other goods group

3.1.14.19. Woods and cork

3.1.14.26. Paper and pulp

3.1.14.31. Machinery, tools and spares

3.1.14.34. Other goods

Vehicles and transport items group

3.1.14.32. Vehicles and parts

3.1.14.38. Ro-ro traffic tare weights

3.1.14.39. Containers tare weights

3.1.15. Transhipped goods (tonnes)

3.1.16. Classification of goods by transport facilities used when entering or leaving the port (tonnes)

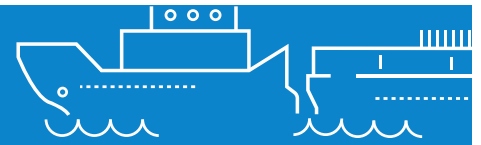
3.1.17. Foreign and cabotage trade (tonnes)

**3.2. Containers traffic**

**3.3. Ships traffic**

**3.4. Sea passengers and automobiles in transport regime**

**3.5. Statistic breakdown of Ports Authorities**



PORT TRAFFIC > Goods traffic > Categories of goods classification (tonnes) > Building materials group > Cement and clinker

3. Port traffic

3.1. Goods traffic

3.1.1. State-Owned Port System traffic general summary

3.1.2. Total port traffic (tonnes)

3.1.3. Other data of traffic (number)

3.1.4. Total traffic by type of operation and navigation (tonnes)

3.1.5. Total traffic by type of operation (tonnes)

3.1.6. Total traffic by type of navigation (tonnes)

3.1.7. Cabotage traffic goods (tonnes)

3.1.8. Foreign traffic goods (tonnes)

3.1.9. Cabotage and foreign traffic goods (tonnes)

3.1.10. Fish captures. Tonnes and value

3.1.11. Supplies and local traffic (tonnes)

3.1.12. World areas of origin and destination of goods (tonnes)

3.1.13. Goods by country (tonnes)

3.1.14. Categories of goods classification (tonnes)

Energetic group

3.1.14.1. Crude oil

3.1.14.2. Fueloil

3.1.14.3. Gasoil

3.1.14.4. Petrol

3.1.14.6. Other petroleum products

3.1.14.7. Energetic petroleum gases

3.1.14.12. Steam coal and petroleum coke

3.1.14.35. Natural Gas

3.1.14.51. Biofuel

Iron, steel and metallurgical goods group

3.1.14.8. Iron ore

3.1.14.10. Other mineral ores

3.1.14.11. Scrap iron

3.1.14.13. Siderurgical products

3.1.14.36. Other metallurgic products

Non-metallic minerals group

3.1.14.25. Salt

**3.1.14.18. Cemento y clinker (toneladas)**  
*Cement and clinker (tonnes)*

| Autoridades Portuarias<br>Port Authorities | CABOTAJE<br>CABOTAGE |                           |  |   |                  | EXTERIOR<br>FOREIGN  |                           |  |   |                  | TRÁNSITO<br>TOTAL<br>TOTAL<br>TRANSIT | TRÁFICO<br>TOTAL<br>TOTAL<br>TRAFFIC |
|--|----------------------|---------------------------|--|---|------------------|----------------------|---------------------------|--|---|------------------|---------------------------------------|--------------------------------------|
|  | Embarcadas<br>Loaded | Desembarcadas<br>Unloaded | Embarcadas tránsito<br>Loaded<br>Transit | Desembarcadas tránsito<br>Unloaded<br>Transit | Total<br>Total   | Embarcadas<br>Loaded | Desembarcadas<br>Unloaded | Embarcadas tránsito<br>Loaded<br>Transit | Desembarcadas tránsito<br>Unloaded<br>Transit | Total<br>Total   |                                       |                                      |
| A Coruña                                   | 119.741              | 82.966                    | -  | -   | 202.707          | 69.426               | 55.641                    | -  | -   | 125.067          | -                                     | 327.774                              |
| Alicante                                   | 2.683                | -                         | -  | -   | 2.683            | 137.211              | 183.492                   | -  | -   | 320.703          | -                                     | 323.386                              |
| Almería                                    | 215.415              | 193.625                   | -  | -   | 409.041          | 320.129              | -                         | -  | -   | 320.129          | -                                     | 729.170                              |
| Avilés                                     | -                    | -                         | -  | -   | -                | -                    | -                         | -  | -   | -                | -                                     | -                                    |
| Bahía de Algeciras                         | -                    | -                         | 2.347                                    | 3.612   | 5.959            | 1.563                | 1.127                     | 40.784                                   | 38.606  | 82.079           | 85.349                                | 88.039                               |
| Bahía de Cádiz                             | -                    | 1                         | -  | -   | 1                | 152.210              | -                         | -  | -   | 152.210          | -                                     | 152.211                              |
| Baleares                                   | 5.546                | 401.094                   | 24                                       | -   | 406.664          | -                    | 66.150                    | -  | -   | 66.150           | 24                                    | 472.814                              |
| Barcelona                                  | 12.598               | 13.453                    | -  | -   | 26.051           | 1.071.148            | 330                       | 15.168                                   | 15.683  | 1.102.328        | 30.851                                | 1.128.379                            |
| Bilbao                                     | 160                  | -                         | -  | -   | 160              | 664.034              | 36                        | -  | -   | 664.070          | -                                     | 664.231                              |
| Cartagena                                  | -                    | 178.339                   | -  | -   | 178.339          | -                    | 138.225                   | -  | -   | 138.225          | -                                     | 316.564                              |
| Castellón                                  | -                    | 23.704                    | -  | -   | 23.704           | 468                  | 88.000                    | -  | -   | 88.468           | -                                     | 112.172                              |
| Ceuta                                      | 4                    | 9.292                     | -  | -   | 9.296            | -                    | 2.800                     | -  | -   | 2.800            | -                                     | 12.096                               |
| Ferrol-San Cibrao                          | -                    | -                         | -  | -   | -                | -                    | -                         | -  | -   | -                | -                                     | -                                    |
| Gijón                                      | 515.367              | 4.677                     | -  | -   | 520.044          | 648.671              | 79                        | -  | -   | 648.750          | -                                     | 1.168.794                            |
| Huelva                                     | 169.835              | -                         | -  | -   | 169.835          | 59.170               | 55.000                    | -  | -   | 114.170          | -                                     | 284.005                              |
| Las Palmas                                 | 998                  | 135.480                   | 4.830                                    | 4.907   | 146.215          | 2                    | 396                       | 6.603                                    | 6.704   | 13.705           | 23.044                                | 159.920                              |
| Málaga                                     | 7.017                | 1                         | -  | -   | 7.018            | 391.391              | -                         | 108                                      | 108   | 391.607          | 216                                   | 398.625                              |
| Marín y Ría de Pontevedra                  | -                    | -                         | -  | -   | -                | 20                   | -                         | -  | -   | 20               | -                                     | 20                                   |
| Melilla                                    | -                    | 18.528                    | -  | -   | 18.528           | -                    | -                         | -  | -   | -                | -                                     | 18.528                               |
| Motril                                     | 517                  | -                         | -  | -   | 517              | 634                  | -                         | -  | -   | 634              | -                                     | 1.151                                |
| Pasaia                                     | -                    | -                         | -  | -   | -                | 74.705               | -                         | -  | -   | 74.705           | -                                     | 74.705                               |
| Sta. C. de Tenerife                        | 12.662               | 204.798                   | 230                                      | 230   | 217.920          | -                    | 20                        | -  | -   | 20               | 460                                   | 217.940                              |
| Santander                                  | -                    | 35.780                    | -  | -   | 35.780           | 492.186              | 207                       | -  | -   | 492.393          | -                                     | 528.173                              |
| Sevilla                                    | 29.253               | -                         | -  | -   | 29.253           | 196.007              | 21.440                    | -  | -   | 217.447          | -                                     | 246.700                              |
| Tarragona                                  | -                    | -                         | -  | -   | -                | 94.322               | 263.448                   | -  | -   | 357.770          | -                                     | 357.770                              |
| Valencia                                   | 122.526              | 159                       | 1.094                                    | 87  | 123.866          | 203.796              | 114                       | 210.203                                  | 211.601                                       | 625.714          | 422.985                               | 749.580                              |
| Vigo                                       | -                    | 217.612                   | -  | -   | 217.612          | 147                  | 80.166                    | -  | -   | 80.313           | -                                     | 297.925                              |
| Vilagarcía                                 | 149                  | 63.613                    | -  | -   | 63.762           | -                    | -                         | -  | -   | -                | -                                     | 63.762                               |
| <b>TOTAL</b>                               | <b>1.214.472</b>     | <b>1.583.123</b>          | <b>8.525</b>                             | <b>8.836</b>                                  | <b>2.814.956</b> | <b>4.577.240</b>     | <b>956.670</b>            | <b>272.866</b>                           | <b>272.701</b>                                | <b>6.079.477</b> | <b>562.928</b>                        | <b>8.894.433</b>                     |

\* No incluye transbordo, pesca, avituallamiento ni tráfico interior  
*Transshipment, fish captures, supplies and local traffic not included*

3.1.14.52. Non-metallic minerals group

Fertilizers group

3.1.14.14. Phosphates

3.1.14.15. Potash

3.1.14.16. Natural and artificial fertilizers

Chemical products group

3.1.14.17. Chemical products

Building materials group

3.1.14.5. Asphalt

**3.1.14.18. Cement and clinker**

3.1.14.20. Manufactured building materials

Agricultural and food products group

3.1.14.21. Cereals and their flours

3.1.14.22. Soybeans

3.1.14.23. Fruits and vegetables

3.1.14.24. Wines, drinks and spirits

3.1.14.27. Tinned foods

3.1.14.28. Tobacco, cacao, coffee and spices

3.1.14.29. Oils and greases

3.1.14.30. Other foods

3.1.14.33. Chilled and frozen fish

3.1.14.37. Animal feed and fodder

Other goods group

3.1.14.19. Woods and cork

3.1.14.26. Paper and pulp

3.1.14.31. Machinery, tools and spares

3.1.14.34. Other goods

Vehicles and transport items group

3.1.14.32. Vehicles and parts

3.1.14.38. Ro-ro traffic tare weights

3.1.14.39. Containers tare weights

3.1.15. Transhipped goods (tonnes)

3.1.16. Classification of goods by transport facilities used when entering or leaving the port (tonnes)

3.1.17. Foreign and cabotage trade (tonnes)

**3.2. Containers traffic**

**3.3. Ships traffic**

**3.4. Sea passengers and automobiles in transport regime**

**3.5. Statistic breakdown of Ports Authorities**



PORT TRAFFIC > Goods traffic > Categories of goods classification (tonnes) > Building materials group > Manufactured building materials

3. Port traffic

3.1. Goods traffic

3.1.1. State-Owned Port System traffic general summary

3.1.2. Total port traffic (tonnes)

3.1.3. Other data of traffic (number)

3.1.4. Total traffic by type of operation and navigation (tonnes)

3.1.5. Total traffic by type of operation (tonnes)

3.1.6. Total traffic by type of navigation (tonnes)

3.1.7. Cabotage traffic goods (tonnes)

3.1.8. Foreign traffic goods (tonnes)

3.1.9. Cabotage and foreign traffic goods (tonnes)

3.1.10. Fish captures. Tonnes and value

3.1.11. Supplies and local traffic (tonnes)

3.1.12. World areas of origin and destination of goods (tonnes)

3.1.13. Goods by country (tonnes)

3.1.14. Categories of goods classification (tonnes)

Energetic group

3.1.14.1. Crude oil

3.1.14.2. Fueloil

3.1.14.3. Gasoil

3.1.14.4. Petrol

3.1.14.6. Other petroleum products

3.1.14.7. Energetic petroleum gases

3.1.14.12. Steam coal and petroleum coke

3.1.14.35. Natural Gas

3.1.14.51. Biofuel

Iron, steel and metallurgical goods group

3.1.14.8. Iron ore

3.1.14.10. Other mineral ores

3.1.14.11. Scrap iron

3.1.14.13. Siderurgical products

3.1.14.36. Other metallurgic products

Non-metallic minerals group

3.1.14.25. Salt

3.1.14.20. Materiales de construcción elaborados (toneladas)  
Manufactured building materials (tonnes)

| Autoridades Portuarias<br>Port Authorities | CABOTAJE<br>CABOTAGE |                           |                                       |  |                  | EXTERIOR<br>FOREIGN  |                           |                                       |  |                   | TRÁNSITO<br>TOTAL<br>TRANSIT | TRÁFICO<br>TOTAL<br>TRAFFIC |
|--|----------------------|---------------------------|---------------------------------------|--|------------------|----------------------|---------------------------|---------------------------------------|--|-------------------|------------------------------|-----------------------------|
|  | Embarcadas<br>Loaded | Desembarcadas<br>Unloaded | Embarcadas tránsito<br>Loaded Transit | Desembarcadas tránsito<br>Unloaded Transit | Total<br>Total   | Embarcadas<br>Loaded | Desembarcadas<br>Unloaded | Embarcadas tránsito<br>Loaded Transit | Desembarcadas tránsito<br>Unloaded Transit | Total<br>Total    |                              |                             |
| A Coruña                                   | -                    | -                         | -                                     | -  | -                | 37.459               | 13.533                    | -                                     | -  | 50.992            | -                            | 50.992                      |
| Alicante                                   | 49.994               | 529                       | -                                     | -  | 50.523           | 53.985               | 24.011                    | 612                                   | 612  | 79.219            | 1.223                        | 129.743                     |
| Almería                                    | 6.589                | 296                       | -                                     | -  | 6.885            | 213.866              | 10.732                    | -                                     | -  | 224.598           | -                            | 231.483                     |
| Avilés                                     | 4.065                | 1                         | -                                     | -  | 4.066            | 57.788               | 4.410                     | -                                     | -  | 62.198            | -                            | 66.264                      |
| Bahía de Algeciras                         | 28                   | -                         | 74.596                                | 188.385                                    | 263.009          | 195.099              | 75.419                    | 1.119.600                             | 996.936                                    | 2.387.054         | 2.379.516                    | 2.650.063                   |
| Bahía de Cádiz                             | 18.465               | 1.931                     | 1                                     | -  | 20.397           | 7.315                | 546                       | -                                     | 962  | 8.823             | 963                          | 29.220                      |
| Baleares                                   | 67.652               | 598.532                   | 2                                     | -  | 666.186          | 19                   | 27                        | -                                     | -  | 46                | 2                            | 666.232                     |
| Barcelona                                  | 140.332              | 8.620                     | 21                                    | 21   | 148.994          | 298.757              | 217.643                   | 376.038                               | 392.439                                    | 1.284.877         | 768.519                      | 1.433.871                   |
| Bilbao                                     | 19.709               | 268                       | -                                     | -  | 19.977           | 460.571              | 91.749                    | 277                                   | -  | 552.597           | 277                          | 572.574                     |
| Cartagena                                  | 20                   | -                         | -                                     | -  | 20               | 180.091              | 16.008                    | -                                     | -  | 196.099           | -                            | 196.119                     |
| Castellón                                  | -                    | -                         | -                                     | -  | -                | 1.699.221            | 19.688                    | 3.063                                 | 2.847                                      | 1.724.819         | 5.910                        | 1.724.819                   |
| Ceuta                                      | 828                  | 21.062                    | -                                     | -  | 21.890           | -                    | 161                       | -                                     | -  | 161               | -                            | 22.051                      |
| Ferrol-San Cibrao                          | 84                   | 3.789                     | -                                     | -  | 3.873            | 179.557              | 5.153                     | 15.959                                | 15.959                                     | 216.628           | 31.918                       | 220.501                     |
| Gijón                                      | 2.736                | 31                        | -                                     | -  | 2.767            | 91.802               | 66.827                    | -                                     | -  | 158.629           | -                            | 161.396                     |
| Huelva                                     | 9.232                | 82                        | -                                     | -  | 9.314            | 1.642                | 50                        | -                                     | -  | 1.692             | -                            | 11.006                      |
| Las Palmas                                 | 19.830               | 198.141                   | 23.082                                | 22.867                                     | 263.920          | 3.059                | 14.447                    | 173.077                               | 175.713                                    | 366.296           | 394.739                      | 630.216                     |
| Málaga                                     | 21.551               | 447                       | -                                     | -  | 21.998           | 17.529               | 9.246                     | 5.084                                 | 5.247                                      | 37.106            | 10.331                       | 59.104                      |
| Marín y Ría de Pontevedra                  | 7                    | 9                         | -                                     | -  | 16               | 48.570               | 15.119                    | -                                     | -  | 63.689            | -                            | 63.705                      |
| Melilla                                    | 952                  | 27.475                    | -                                     | -  | 28.427           | -                    | 156                       | -                                     | -  | 156               | -                            | 28.583                      |
| Motril                                     | 14.489               | 259                       | -                                     | -  | 14.748           | 46.148               | 4.419                     | -                                     | -  | 50.567            | -                            | 65.315                      |
| Pasaia                                     | -                    | -                         | -                                     | -  | -                | 69.049               | 2.573                     | 11.057                                | 11.057                                     | 93.736            | 22.114                       | 93.736                      |
| Sta. C. de Tenerife                        | 22.802               | 145.865                   | 2.066                                 | 2.151                                      | 172.884          | 472                  | 21.180                    | 3.307                                 | 1.357                                      | 26.316            | 8.881                        | 199.200                     |
| Santander                                  | 12.866               | -                         | -                                     | -  | 12.866           | 100.830              | 24.656                    | -                                     | -  | 125.486           | -                            | 138.352                     |
| Sevilla                                    | 45.788               | 829                       | -                                     | -  | 46.617           | 168                  | 3.221                     | -                                     | -  | 3.389             | -                            | 50.006                      |
| Tarragona                                  | 54.936               | -                         | -                                     | -  | 54.936           | 29.830               | 1.386                     | -                                     | -  | 31.217            | -                            | 86.153                      |
| Valencia                                   | 495.480              | 14.486                    | 36.633                                | 123.736                                    | 670.335          | 5.049.882            | 447.137                   | 1.851.489                             | 1.780.678                                  | 9.129.186         | 3.792.536                    | 9.799.521                   |
| Vigo                                       | 2.878                | 10                        | -                                     | -  | 2.888            | 421.677              | 110.215                   | 10.593                                | 10.798                                     | 553.283           | 21.391                       | 556.171                     |
| Vilagarcía                                 | 9.442                | 17                        | -                                     | -  | 9.459            | 806                  | 40                        | -                                     | -  | 846               | -                            | 10.305                      |
| <b>TOTAL</b>                               | <b>1.020.755</b>     | <b>1.022.680</b>          | <b>136.401</b>                        | <b>337.160</b>                             | <b>2.516.996</b> | <b>9.265.192</b>     | <b>1.199.752</b>          | <b>3.570.155</b>                      | <b>3.394.604</b>                           | <b>17.429.704</b> | <b>7.438.321</b>             | <b>19.946.700</b>           |

\* No incluye transbordo, pesca, avituallamiento ni tráfico interior  
Transshipment, fish captures, supplies and local traffic not included

3.1.14.52. Non-metallic minerals group

Fertilizers group

3.1.14.14. Phosphates

3.1.14.15. Potash

3.1.14.16. Natural and artificial fertilizers

Chemical products group

3.1.14.17. Chemical products

Building materials group

3.1.14.5. Asphalt

3.1.14.18. Cement and clinker

3.1.14.20. Manufactured building materials

Agricultural and food products group

3.1.14.21. Cereals and their flours

3.1.14.22. Soybeans

3.1.14.23. Fruits and vegetables

3.1.14.24. Wines, drinks and spirits

3.1.14.27. Tinned foods

3.1.14.28. Tobacco, cacao, coffee and spices

3.1.14.29. Oils and greases

3.1.14.30. Other foods

3.1.14.33. Chilled and frozen fish

3.1.14.37. Animal feed and fodder

Other goods group

3.1.14.19. Woods and cork

3.1.14.26. Paper and pulp

3.1.14.31. Machinery, tools and spares

3.1.14.34. Other goods

Vehicles and transport items group

3.1.14.32. Vehicles and parts

3.1.14.38. Ro-ro traffic tare weights

3.1.14.39. Containers tare weights

3.1.15. Transhipped goods (tonnes)

3.1.16. Classification of goods by transport facilities used when entering or leaving the port (tonnes)

3.1.17. Foreign and cabotage trade (tonnes)

3.2. Containers traffic

3.3. Ships traffic

3.4. Sea passengers and automobiles in transport regime

3.5. Statistic breakdown of Ports Authorities



PORT TRAFFIC > Goods traffic > Categories of goods classification (tonnes) > Agricultural and food products group > Cereals and their flours

### 3. Port traffic

#### 3.1. Goods traffic

3.1.1. State-Owned Port System traffic general summary

3.1.2. Total port traffic (tonnes)

3.1.3. Other data of traffic (number)

3.1.4. Total traffic by type of operation and navigation (tonnes)

3.1.5. Total traffic by type of operation (tonnes)

3.1.6. Total traffic by type of navigation (tonnes)

3.1.7. Cabotage traffic goods (tonnes)

3.1.8. Foreign traffic goods (tonnes)

3.1.9. Cabotage and foreign traffic goods (tonnes)

3.1.10. Fish captures. Tonnes and value

3.1.11. Supplies and local traffic (tonnes)

3.1.12. World areas of origin and destination of goods (tonnes)

3.1.13. Goods by country (tonnes)

3.1.14. Categories of goods classification (tonnes)

#### Energetic group

3.1.14.1. Crude oil

3.1.14.2. Fueloil

3.1.14.3. Gasoil

3.1.14.4. Petrol

3.1.14.6. Other petroleum products

3.1.14.7. Energetic petroleum gases

3.1.14.12. Steam coal and petroleum coke

3.1.14.35. Natural Gas

3.1.14.51. Biofuel

#### Iron, steel and metallurgical goods group

3.1.14.8. Iron ore

3.1.14.10. Other mineral ores

3.1.14.11. Scrap iron

3.1.14.13. Siderurgical products

3.1.14.36. Other metallurgic products

#### Non-metallic minerals group

3.1.14.25. Salt

### 3.1.14.21. Cereales y sus harinas (toneladas)

#### Cereals and their flours (tonnes)

| Autoridades Portuarias<br>Port Authorities | CABOTAJE<br>CABOTAGE |                           |  |   |                | EXTERIOR<br>FOREIGN  |                           |  |   |                   | TRÁNSITO<br>TOTAL<br>TOTAL<br>TRANSIT | TRÁFICO<br>TOTAL<br>TOTAL<br>TRAFFIC |
|--|----------------------|---------------------------|--|---|----------------|----------------------|---------------------------|--|---|-------------------|---------------------------------------|--------------------------------------|
|  | Embarcadas<br>Loaded | Desembarcadas<br>Unloaded | Embarcadas tránsito<br>Loaded<br>Transit | Desembarcadas tránsito<br>Unloaded<br>Transit | Total<br>Total | Embarcadas<br>Loaded | Desembarcadas<br>Unloaded | Embarcadas tránsito<br>Loaded<br>Transit | Desembarcadas tránsito<br>Unloaded<br>Transit | Total<br>Total    |                                       |                                      |
| A Coruña                                   | -                    | -                         | -  | -   | -              | -                    | 1.183.742                 | -  | -   | 1.183.742         | -                                     | 1.183.742                            |
| Alicante                                   | 5.039                | 4                         | -  | -   | 5.043          | -                    | 8.637                     | 44                                       | 44  | 8.724             | 87                                    | 13.767                               |
| Almería                                    | 246                  | 1.265                     | -  | -   | 1.511          | 1.336                | 20                        | -  | -   | 1.356             | -                                     | 2.867                                |
| Avilés                                     | -                    | -                         | -  | -   | -              | -                    | 9.360                     | -  | -   | 9.360             | -                                     | 9.360                                |
| Bahía de Algeciras                         | -                    | -                         | 11.249                                   | 9.529   | 20.778         | 62.963               | 20.942                    | 660.982                                  | 652.884                                       | 1.397.771         | 1.334.644                             | 1.418.549                            |
| Bahía de Cádiz                             | 15.640               | 8.755                     | -  | -   | 24.395         | 296.334              | 604.130                   | 62.849                                   | 62.849  | 1.026.162         | 125.699                               | 1.050.558                            |
| Baleares                                   | 1.995                | 31.933                    | -  | -   | 33.928         | -                    | 13.985                    | -  | -   | 13.985            | -                                     | 47.913                               |
| Barcelona                                  | 22.483               | 4.803                     | -  | -   | 27.286         | 41.274               | 563.517                   | 124.299                                  | 126.095                                       | 855.185           | 250.394                               | 882.471                              |
| Bilbao                                     | 54                   | -                         | -  | -   | 54             | 42.725               | 77.727                    | -  | -   | 120.452           | -                                     | 120.506                              |
| Cartagena                                  | 10.056               | -                         | -  | -   | 10.056         | 13.897               | 2.597.032                 | -  | -   | 2.610.929         | -                                     | 2.620.985                            |
| Castellón                                  | -                    | -                         | -  | -   | -              | 3.690                | 297.813                   | 86                                       | 69  | 301.658           | 155                                   | 301.658                              |
| Ceuta                                      | -                    | 1.614                     | -  | -   | 1.614          | -                    | 2.027                     | -  | -   | 2.027             | -                                     | 3.641                                |
| Ferrol-San Cibrao                          | -                    | -                         | -  | -   | -              | -                    | 168.637                   | -  | -   | 168.637           | -                                     | 168.637                              |
| Gijón                                      | -                    | -                         | -  | -   | -              | 129                  | 326.910                   | -  | -   | 327.039           | -                                     | 327.039                              |
| Huelva                                     | 16.690               | 5.754                     | -  | -   | 22.444         | 31.107               | 883.232                   | -  | -   | 914.339           | -                                     | 936.783                              |
| Las Palmas                                 | 6.443                | 57.894                    | 1.575                                    | 1.567   | 67.479         | 1.039                | 131.644                   | 71.076                                   | 69.296  | 273.055           | 143.514                               | 340.534                              |
| Málaga                                     | 3.625                | -                         | -  | -   | 3.625          | 27.617               | 498.138                   | 14.127                                   | 12.563  | 552.445           | 26.690                                | 556.071                              |
| Marín y Ría de Pontevedra                  | -                    | -                         | -  | -   | -              | 44                   | 583.414                   | -  | -   | 583.459           | -                                     | 583.459                              |
| Melilla                                    | 2.173                | 4.180                     | -  | -   | 6.353          | 511                  | 4.936                     | -  | -   | 5.447             | -                                     | 11.800                               |
| Motril                                     | 418                  | 1.028                     | -  | -   | 1.446          | 1.028                | 26.751                    | -  | -   | 27.779            | -                                     | 29.225                               |
| Pasaia                                     | -                    | -                         | -  | -   | -              | 10.539               | 92.763                    | -  | -   | 103.302           | -                                     | 103.302                              |
| Sta. C. de Tenerife                        | 1.738                | 40.247                    | 59                                       | 48  | 42.092         | 428                  | 113.419                   | 1.835                                    | 3.262   | 118.944           | 5.204                                 | 161.036                              |
| Santander                                  | 13.084               | -                         | -  | -   | 13.084         | 42.674               | 411.056                   | -  | -   | 453.730           | -                                     | 466.814                              |
| Sevilla                                    | 16.003               | 4                         | -  | -   | 16.007         | 277.855              | 247.441                   | -  | -   | 525.296           | -                                     | 541.303                              |
| Tarragona                                  | 9.624                | -                         | -  | -   | 9.624          | 621                  | 4.205.776                 | -  | -   | 4.206.397         | -                                     | 4.216.021                            |
| Valencia                                   | 18.708               | 917                       | 7.597                                    | 12.076  | 39.298         | 120.059              | 1.188.494                 | 403.129                                  | 399.308                                       | 2.110.990         | 822.110                               | 2.150.288                            |
| Vigo                                       | -                    | -                         | -  | -   | -              | 129                  | 874                       | -  | 51  | 1.054             | 51                                    | 1.054                                |
| Vilagarcía                                 | 49                   | -                         | -  | -   | 49             | -                    | 175.108                   | -  | -   | 175.108           | -                                     | 175.157                              |
| <b>TOTAL</b>                               | <b>144.069</b>       | <b>158.398</b>            | <b>20.480</b>                            | <b>23.220</b>                                 | <b>346.167</b> | <b>975.999</b>       | <b>14.437.526</b>         | <b>1.338.427</b>                         | <b>1.326.421</b>                              | <b>18.078.373</b> | <b>2.708.548</b>                      | <b>18.424.540</b>                    |

\* No incluye transbordo, pesca, avituallamiento ni tráfico interior  
Transshipment, fish captures, supplies and local traffic not included

3.1.14.52. Non-metallic minerals group

Fertilizers group

3.1.14.14. Phosphates

3.1.14.15. Potash

3.1.14.16. Natural and artificial fertilizers

Chemical products group

3.1.14.17. Chemical products

Building materials group

3.1.14.5. Asphalt

3.1.14.18. Cement and clinker

3.1.14.20. Manufactured building materials

Agricultural and food products group

3.1.14.21. Cereals and their flours

3.1.14.22. Soybeans

3.1.14.23. Fruits and vegetables

3.1.14.24. Wines, drinks and spirits

3.1.14.27. Tinned foods

3.1.14.28. Tobacco, cacao, coffee and spices

3.1.14.29. Oils and greases

3.1.14.30. Other foods

3.1.14.33. Chilled and frozen fish

3.1.14.37. Animal feed and fodder

Other goods group

3.1.14.19. Woods and cork

3.1.14.26. Paper and pulp

3.1.14.31. Machinery, tools and spares

3.1.14.34. Other goods

Vehicles and transport items group

3.1.14.32. Vehicles and parts

3.1.14.38. Ro-ro traffic tare weights

3.1.14.39. Containers tare weights

3.1.15. Transhipped goods (tonnes)

3.1.16. Classification of goods by transport facilities used when entering or leaving the port (tonnes)

3.1.17. Foreign and cabotage trade (tonnes)

3.2. Containers traffic

3.3. Ships traffic

3.4. Sea passengers and automobiles in transport regime

3.5. Statistic breakdown of Ports Authorities





PORT TRAFFIC > Goods traffic > Categories of goods classification (tonnes) > Agricultural and food products group > Soybeans

3. Port traffic

3.1. Goods traffic

3.1.1. State-Owned Port System traffic general summary

3.1.2. Total port traffic (tonnes)

3.1.3. Other data of traffic (number)

3.1.4. Total traffic by type of operation and navigation (tonnes)

3.1.5. Total traffic by type of operation (tonnes)

3.1.6. Total traffic by type of navigation (tonnes)

3.1.7. Cabotage traffic goods (tonnes)

3.1.8. Foreign traffic goods (tonnes)

3.1.9. Cabotage and foreign traffic goods (tonnes)

3.1.10. Fish captures. Tonnes and value

3.1.11. Supplies and local traffic (tonnes)

3.1.12. World areas of origin and destination of goods (tonnes)

3.1.13. Goods by country (tonnes)

3.1.14. Categories of goods classification (tonnes)

Energetic group

3.1.14.1. Crude oil

3.1.14.2. Fueloil

3.1.14.3. Gasoil

3.1.14.4. Petrol

3.1.14.6. Other petroleum products

3.1.14.7. Energetic petroleum gases

3.1.14.12. Steam coal and petroleum coke

3.1.14.35. Natural Gas

3.1.14.51. Biofuel

Iron, steel and metallurgical goods group

3.1.14.8. Iron ore

3.1.14.10. Other mineral ores

3.1.14.11. Scrap iron

3.1.14.13. Siderurgical products

3.1.14.36. Other metallurgic products

Non-metallic minerals group

3.1.14.25. Salt

**3.1.14.22. Habas de soja (toneladas)**  
*Soybeans (tonnes)*

| Autoridades Portuarias<br>Port Authorities | CABOTAJE<br>CABOTAGE |                           |                                       |  |                | EXTERIOR<br>FOREIGN  |                           |                                       |  |                  | TRÁNSITO<br>TOTAL<br>TRANSIT | TRÁFICO<br>TOTAL<br>TRAFFIC |
|--|----------------------|---------------------------|---------------------------------------|--|----------------|----------------------|---------------------------|---------------------------------------|--|------------------|------------------------------|-----------------------------|
|  | Embarcadas<br>Loaded | Desembarcadas<br>Unloaded | Embarcadas tránsito<br>Loaded Transit | Desembarcadas tránsito<br>Unloaded Transit | Total<br>Total | Embarcadas<br>Loaded | Desembarcadas<br>Unloaded | Embarcadas tránsito<br>Loaded Transit | Desembarcadas tránsito<br>Unloaded Transit | Total<br>Total   |                              |                             |
| A Coruña                                   | -                    | -                         | -                                     | -  | -              | -                    | -                         | -                                     | -  | -                | -                            | -                           |
| Alicante                                   | 6                    | -                         | -                                     | -  | 6              | -                    | -                         | -                                     | -  | -                | -                            | 6                           |
| Almería                                    | -                    | -                         | -                                     | -  | -              | -                    | -                         | -                                     | -  | -                | -                            | -                           |
| Avilés                                     | -                    | -                         | -                                     | -  | -              | -                    | -                         | -                                     | -  | -                | -                            | -                           |
| Bahía de Algeciras                         | -                    | -                         | 2.947                                 | 25   | 2.973          | 151                  | 187                       | 102.664                               | 105.219                                    | 208.221          | 210.856                      | 211.194                     |
| Bahía de Cádiz                             | -                    | -                         | -                                     | -  | -              | -                    | -                         | -                                     | -  | -                | -                            | -                           |
| Baleares                                   | 10                   | 1.734                     | -                                     | -  | 1.744          | -                    | -                         | -                                     | -  | -                | -                            | 1.744                       |
| Barcelona                                  | 1.520                | 10.291                    | -                                     | -  | 11.811         | 495                  | 1.333.563                 | 263.171                               | 257.953                                    | 1.855.183        | 521.125                      | 1.866.994                   |
| Bilbao                                     | 998                  | -                         | -                                     | -  | 998            | -                    | 1.035.960                 | -                                     | -  | 1.035.960        | -                            | 1.036.958                   |
| Cartagena                                  | 5.270                | -                         | -                                     | -  | 5.270          | 4.713                | 881.166                   | -                                     | -  | 885.879          | -                            | 891.149                     |
| Castellón                                  | -                    | -                         | -                                     | -  | -              | -                    | -                         | -                                     | -  | -                | -                            | -                           |
| Ceuta                                      | -                    | -                         | -                                     | -  | -              | -                    | -                         | -                                     | -  | -                | -                            | -                           |
| Ferrol-San Cibrao                          | -                    | -                         | -                                     | -  | -              | -                    | -                         | -                                     | -  | -                | -                            | -                           |
| Gijón                                      | -                    | -                         | -                                     | -  | -              | -                    | -                         | -                                     | -  | -                | -                            | -                           |
| Huelva                                     | -                    | -                         | -                                     | -  | -              | -                    | -                         | -                                     | -  | -                | -                            | -                           |
| Las Palmas                                 | -                    | 459                       | -                                     | -  | 459            | 417                  | -                         | 55                                    | 55   | 527              | 110                          | 986                         |
| Málaga                                     | -                    | -                         | -                                     | -  | -              | -                    | -                         | 4.274                                 | 4.923                                      | 9.197            | 9.197                        | 9.197                       |
| Marín y Ría de Pontevedra                  | -                    | -                         | -                                     | -  | -              | -                    | 15.434                    | -                                     | -  | 15.434           | -                            | 15.434                      |
| Melilla                                    | -                    | -                         | -                                     | -  | -              | -                    | -                         | -                                     | -  | -                | -                            | -                           |
| Motril                                     | -                    | -                         | -                                     | -  | -              | -                    | -                         | -                                     | -  | -                | -                            | -                           |
| Pasaia                                     | -                    | -                         | -                                     | -  | -              | -                    | -                         | -                                     | -  | -                | -                            | -                           |
| Sta. C. de Tenerife                        | -                    | 549                       | -                                     | -  | 549            | -                    | 27                        | -                                     | -  | 27               | -                            | 576                         |
| Santander                                  | -                    | -                         | -                                     | -  | -              | -                    | -                         | -                                     | -  | -                | -                            | -                           |
| Sevilla                                    | 6                    | -                         | -                                     | -  | 6              | -                    | -                         | -                                     | -  | -                | -                            | 6                           |
| Tarragona                                  | -                    | -                         | -                                     | -  | -              | 5                    | 6.524                     | -                                     | -  | 6.530            | -                            | 6.530                       |
| Valencia                                   | -                    | 10                        | 7.651                                 | -  | 7.661          | 58                   | 2.683                     | 32.030                                | 40.608                                     | 75.379           | 80.289                       | 83.040                      |
| Vigo                                       | -                    | -                         | -                                     | -  | -              | -                    | -                         | -                                     | -  | -                | -                            | -                           |
| Vilagarcía                                 | -                    | -                         | -                                     | -  | -              | -                    | -                         | -                                     | -  | -                | -                            | -                           |
| <b>TOTAL</b>                               | <b>7.809</b>         | <b>13.043</b>             | <b>10.598</b>                         | <b>25</b>                                  | <b>31.476</b>  | <b>5.840</b>         | <b>3.275.544</b>          | <b>402.195</b>                        | <b>408.758</b>                             | <b>4.092.337</b> | <b>821.576</b>               | <b>4.123.813</b>            |

\* No incluye transbordo, pesca, avituallamiento ni tráfico interior  
*Transshipment, fish captures, supplies and local traffic not included*

3.1.14.52. Non-metallic minerals group

**Fertilizers group**

3.1.14.14. Phosphates

3.1.14.15. Potash

3.1.14.16. Natural and artificial fertilizers

**Chemical products group**

3.1.14.17. Chemical products

**Building materials group**

3.1.14.5. Asphalt

3.1.14.18. Cement and clinker

3.1.14.20. Manufactured building materials

**Agricultural and food products group**

3.1.14.21. Cereals and their flours

**3.1.14.22. Soybeans**

3.1.14.23. Fruits and vegetables

3.1.14.24. Wines, drinks and spirits

3.1.14.27. Tinned foods

3.1.14.28. Tobacco, cacao, coffee and spices

3.1.14.29. Oils and greases

3.1.14.30. Other foods

3.1.14.33. Chilled and frozen fish

3.1.14.37. Animal feed and fodder

**Other goods group**

3.1.14.19. Woods and cork

3.1.14.26. Paper and pulp

3.1.14.31. Machinery, tools and spares

3.1.14.34. Other goods

**Vehicles and transport items group**

3.1.14.32. Vehicles and parts

3.1.14.38. Ro-ro traffic tare weights

3.1.14.39. Containers tare weights

3.1.15. Transhipped goods (tonnes)

3.1.16. Classification of goods by transport facilities used when entering or leaving the port (tonnes)

3.1.17. Foreign and cabotage trade (tonnes)

**3.2. Containers traffic**

**3.3. Ships traffic**

**3.4. Sea passengers and automobiles in transport regime**

**3.5. Statistic breakdown of Ports Authorities**



PORT TRAFFIC > Goods traffic > Categories of goods classification (tonnes) > Agricultural and food products group > Fruits and vegetables

3. Port traffic

3.1. Goods traffic

3.1.1. State-Owned Port System traffic general summary

3.1.2. Total port traffic (tonnes)

3.1.3. Other data of traffic (number)

3.1.4. Total traffic by type of operation and navigation (tonnes)

3.1.5. Total traffic by type of operation (tonnes)

3.1.6. Total traffic by type of navigation (tonnes)

3.1.7. Cabotage traffic goods (tonnes)

3.1.8. Foreign traffic goods (tonnes)

3.1.9. Cabotage and foreign traffic goods (tonnes)

3.1.10. Fish captures. Tonnes and value

3.1.11. Supplies and local traffic (tonnes)

3.1.12. World areas of origin and destination of goods (tonnes)

3.1.13. Goods by country (tonnes)

3.1.14. Categories of goods classification (tonnes)

Energetic group

3.1.14.1. Crude oil

3.1.14.2. Fueloil

3.1.14.3. Gasoil

3.1.14.4. Petrol

3.1.14.6. Other petroleum products

3.1.14.7. Energetic petroleum gases

3.1.14.12. Steam coal and petroleum coke

3.1.14.35. Natural Gas

3.1.14.51. Biofuel

Iron, steel and metallurgical goods group

3.1.14.8. Iron ore

3.1.14.10. Other mineral ores

3.1.14.11. Scrap iron

3.1.14.13. Siderurgical products

3.1.14.36. Other metallurgic products

Non-metallic minerals group

3.1.14.25. Salt

**3.1.14.23. Frutas, hortalizas y legumbres (toneladas)**  
*Fruits and vegetables (tonnes)*

| Autoridades Portuarias<br>Port Authorities | CABOTAJE<br>CABOTAGE |                           |                                       |  |                  | EXTERIOR<br>FOREIGN  |                           |                                       |  |                  | TRÁNSITO<br>TOTAL<br>TRANSIT | TRÁFICO<br>TOTAL<br>TRAFFIC |   |
|--|----------------------|---------------------------|---------------------------------------|--|------------------|----------------------|---------------------------|---------------------------------------|--|------------------|------------------------------|-----------------------------|---|
|  | Embarcadas<br>Loaded | Desembarcadas<br>Unloaded | Embarcadas tránsito<br>Loaded Transit | Desembarcadas tránsito<br>Unloaded Transit | Total<br>Total   | Embarcadas<br>Loaded | Desembarcadas<br>Unloaded | Embarcadas tránsito<br>Loaded Transit | Desembarcadas tránsito<br>Unloaded Transit | Total<br>Total   |                              |                             |   |
| A Coruña                                   | -                    | -                         | -                                     | -  | -                | -                    | -                         | -                                     | -  | -                | -                            | -                           | - |
| Alicante                                   | 46.972               | 76.221                    | 352                                   | 352  | 123.898          | 1.179                | 12.125                    | 71                                    | 71   | 13.445           | 846                          | 137.343                     |   |
| Almería                                    | 1.330                | 425                       | -                                     | -  | 1.755            | 13.642               | 57.803                    | -                                     | -  | 71.445           | -                            | 73.200                      |   |
| Avilés                                     | -                    | -                         | -                                     | -  | -                | -                    | -                         | -                                     | -  | -                | -                            | -                           |   |
| Bahía de Algeciras                         | 30                   | -                         | 64.396                                | 12.835                                     | 77.261           | 252.700              | 1.737.059                 | 1.311.129                             | 1.360.583                                  | 4.661.471        | 2.748.943                    | 4.738.732                   |   |
| Bahía de Cádiz                             | 78.909               | 201.403                   | -                                     | -  | 280.312          | 643                  | 22.759                    | -                                     | -  | 23.402           | -                            | 303.714                     |   |
| Baleares                                   | 34.995               | 108.731                   | -                                     | -  | 143.726          | -                    | -                         | -                                     | -  | -                | -                            | 143.726                     |   |
| Barcelona                                  | 72.487               | 82.526                    | -                                     | 36   | 155.049          | 104.016              | 128.296                   | 775.486                               | 771.303                                    | 1.779.101        | 1.546.825                    | 1.934.150                   |   |
| Bilbao                                     | 1.933                | 5.887                     | 3.572                                 | -  | 11.392           | 144.948              | 7.079                     | -                                     | 3.822                                      | 155.849          | 7.394                        | 167.241                     |   |
| Cartagena                                  | -                    | -                         | -                                     | -  | -                | 1.151                | 103.536                   | -                                     | -  | 104.687          | -                            | 104.687                     |   |
| Castellón                                  | -                    | -                         | -                                     | -  | -                | 6.206                | 27.092                    | 2.644                                 | 2.599                                      | 38.541           | 5.244                        | 38.541                      |   |
| Ceuta                                      | 429                  | 5.871                     | -                                     | -  | 6.300            | -                    | 7.468                     | -                                     | 21   | 7.489            | 21                           | 13.789                      |   |
| Ferrol-San Cibrao                          | -                    | -                         | -                                     | -  | -                | -                    | -                         | -                                     | -  | -                | -                            | -                           |   |
| Gijón                                      | 1.467                | -                         | -                                     | -  | 1.467            | 561                  | 86.467                    | -                                     | -  | 87.028           | -                            | 88.495                      |   |
| Huelva                                     | 77.454               | 28.563                    | -                                     | -  | 106.017          | 5.662                | 132                       | -                                     | -  | 5.794            | -                            | 111.811                     |   |
| Las Palmas                                 | 182.307              | 220.406                   | 3.673                                 | 3.792                                      | 410.178          | 56.914               | 52.185                    | 169.758                               | 170.627                                    | 449.484          | 347.850                      | 859.663                     |   |
| Málaga                                     | 7.473                | 675                       | -                                     | -  | 8.148            | 15.861               | 16.484                    | 4.647                                 | 4.635                                      | 41.627           | 9.282                        | 49.775                      |   |
| Marín y Ría de Pontevedra                  | -                    | -                         | -                                     | -  | -                | 3                    | 143.135                   | 2.761                                 | 2.877                                      | 148.776          | 5.638                        | 148.776                     |   |
| Melilla                                    | 1.649                | 10.324                    | -                                     | -  | 11.973           | 995                  | 4.581                     | -                                     | -  | 5.576            | -                            | 17.549                      |   |
| Motril                                     | 1.989                | 191                       | -                                     | -  | 2.180            | 1.123                | 88.196                    | -                                     | -  | 89.319           | -                            | 91.499                      |   |
| Pasaia                                     | -                    | -                         | -                                     | -  | -                | -                    | 2.453                     | -                                     | -  | 2.453            | -                            | 2.453                       |   |
| Sta. C. de Tenerife                        | 361.742              | 176.221                   | 5.535                                 | 5.518                                      | 549.016          | 575                  | 35.616                    | 578                                   | 665  | 37.434           | 12.296                       | 586.450                     |   |
| Santander                                  | -                    | -                         | -                                     | -  | -                | 743                  | 27.344                    | -                                     | -  | 28.087           | -                            | 28.087                      |   |
| Sevilla                                    | 26.228               | 25.199                    | -                                     | -  | 51.427           | 234                  | 35.222                    | -                                     | -  | 35.456           | -                            | 86.883                      |   |
| Tarragona                                  | 7                    | -                         | -                                     | -  | 7                | 9.996                | 178.163                   | -                                     | -  | 188.158          | -                            | 188.165                     |   |
| Valencia                                   | 57.741               | 14.087                    | 36.890                                | 21.653                                     | 130.371          | 489.676              | 346.307                   | 549.312                               | 571.485                                    | 1.956.780        | 1.179.340                    | 2.087.151                   |   |
| Vigo                                       | -                    | -                         | -                                     | -  | -                | 2.276                | 10.733                    | 1.637                                 | 1.978                                      | 16.624           | 3.615                        | 16.624                      |   |
| Vilagarcía                                 | 5.023                | 12.656                    | -                                     | -  | 17.679           | -                    | -                         | -                                     | -  | -                | -                            | 17.679                      |   |
| <b>TOTAL</b>                               | <b>960.165</b>       | <b>969.387</b>            | <b>114.419</b>                        | <b>44.186</b>                              | <b>2.088.157</b> | <b>1.109.104</b>     | <b>3.130.234</b>          | <b>2.818.023</b>                      | <b>2.890.666</b>                           | <b>9.948.026</b> | <b>5.867.294</b>             | <b>12.036.183</b>           |   |

\* No incluye transbordo, pesca, avituallamiento ni tráfico interior  
*Transshipment, fish captures, supplies and local traffic not included*

3.1.14.52. Non-metallic minerals group

Fertilizers group

3.1.14.14. Phosphates

3.1.14.15. Potash

3.1.14.16. Natural and artificial fertilizers

Chemical products group

3.1.14.17. Chemical products

Building materials group

3.1.14.5. Asphalt

3.1.14.18. Cement and clinker

3.1.14.20. Manufactured building materials

Agricultural and food products group

3.1.14.21. Cereals and their flours

3.1.14.22. Soybeans

3.1.14.23. Fruits and vegetables

3.1.14.24. Wines, drinks and spirits

3.1.14.27. Tinned foods

3.1.14.28. Tobacco, cacao, coffee and spices

3.1.14.29. Oils and greases

3.1.14.30. Other foods

3.1.14.33. Chilled and frozen fish

3.1.14.37. Animal feed and fodder

Other goods group

3.1.14.19. Woods and cork

3.1.14.26. Paper and pulp

3.1.14.31. Machinery, tools and spares

3.1.14.34. Other goods

Vehicles and transport items group

3.1.14.32. Vehicles and parts

3.1.14.38. Ro-ro traffic tare weights

3.1.14.39. Containers tare weights

3.1.15. Transhipped goods (tonnes)

3.1.16. Classification of goods by transport facilities used when entering or leaving the port (tonnes)

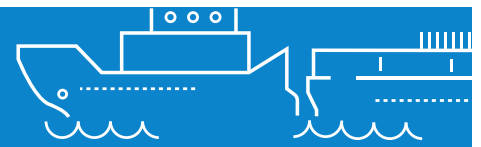
3.1.17. Foreign and cabotage trade (tonnes)

3.2. Containers traffic

3.3. Ships traffic

3.4. Sea passengers and automobiles in transport regime

3.5. Statistic breakdown of Ports Authorities



PORT TRAFFIC > Goods traffic > Categories of goods classification (tonnes) > Agricultural and food products group > Wines, drinks and spirits

3. Port traffic

3.1. Goods traffic

3.1.1. State-Owned Port System traffic general summary

3.1.2. Total port traffic (tonnes)

3.1.3. Other data of traffic (number)

3.1.4. Total traffic by type of operation and navigation (tonnes)

3.1.5. Total traffic by type of operation (tonnes)

3.1.6. Total traffic by type of navigation (tonnes)

3.1.7. Cabotage traffic goods (tonnes)

3.1.8. Foreign traffic goods (tonnes)

3.1.9. Cabotage and foreign traffic goods (tonnes)

3.1.10. Fish captures. Tonnes and value

3.1.11. Supplies and local traffic (tonnes)

3.1.12. World areas of origin and destination of goods (tonnes)

3.1.13. Goods by country (tonnes)

3.1.14. Categories of goods classification (tonnes)

Energetic group

3.1.14.1. Crude oil

3.1.14.2. Fueloil

3.1.14.3. Gasoil

3.1.14.4. Petrol

3.1.14.6. Other petroleum products

3.1.14.7. Energetic petroleum gases

3.1.14.12. Steam coal and petroleum coke

3.1.14.35. Natural Gas

3.1.14.51. Biofuel

Iron, steel and metallurgical goods group

3.1.14.8. Iron ore

3.1.14.10. Other mineral ores

3.1.14.11. Scrap iron

3.1.14.13. Siderurgical products

3.1.14.36. Other metallurgic products

Non-metallic minerals group

3.1.14.25. Salt

3.1.14.24. Vinos, bebidas, alcoholes y derivados (toneladas)  
Wines, drinks and spirits (tonnes)

| Autoridades Portuarias<br>Port Authorities | CABOTAJE<br>CABOTAGE |                           |  |   |                  | EXTERIOR<br>FOREIGN  |                           |  |   |                  | TRÁNSITO<br>TOTAL<br>TOTAL<br>TRANSIT | TRÁFICO<br>TOTAL<br>TOTAL<br>TRAFFIC |   |
|--|----------------------|---------------------------|--|---|------------------|----------------------|---------------------------|--|---|------------------|---------------------------------------|--------------------------------------|---|
|  | Embarcadas<br>Loaded | Desembarcadas<br>Unloaded | Embarcadas tránsito<br>Loaded<br>Transit | Desembarcadas tránsito<br>Unloaded<br>Transit | Total<br>Total   | Embarcadas<br>Loaded | Desembarcadas<br>Unloaded | Embarcadas tránsito<br>Loaded<br>Transit | Desembarcadas tránsito<br>Unloaded<br>Transit | Total<br>Total   |                                       |                                      |   |
| A Coruña                                   | -                    | -                         | -  | -   | -                | -                    | -                         | -  | -   | -                | -                                     | -                                    | - |
| Alicante                                   | 141.203              | 893                       | -  | -   | 142.096          | 1.138                | 2.242                     | 118                                      | 118   | 3.615            | 235                                   | 145.711                              |   |
| Almería                                    | 8.382                | -                         | -  | -   | 8.382            | 1.349                | 27                        | -  | -   | 1.376            | -                                     | 9.758                                |   |
| Avilés                                     | -                    | -                         | -  | -   | -                | -                    | -                         | -  | -   | -                | -                                     | -                                    |   |
| Bahía de Algeciras                         | -                    | -                         | 21.178                                   | 62.882  | 84.061           | 246.702              | 9.638                     | 590.074                                  | 534.129                                       | 1.380.542        | 1.208.264                             | 1.464.603                            |   |
| Bahía de Cádiz                             | 17.939               | 1.250                     | -  | -   | 19.189           | 812                  | 328                       | -  | -   | 1.140            | -                                     | 20.329                               |   |
| Baleares                                   | 18.014               | 584.635                   | 88                                       | -   | 602.737          | 1.962                | -                         | -  | -   | 1.962            | 88                                    | 604.699                              |   |
| Barcelona                                  | 458.838              | 5.696                     | -  | 20  | 464.554          | 283.445              | 50.727                    | 75.309                                   | 80.333  | 489.814          | 155.662                               | 954.368                              |   |
| Bilbao                                     | 40.882               | 206                       | 4.149                                    | 72  | 45.309           | 393.306              | 143.352                   | -  | 4.260   | 540.918          | 8.481                                 | 586.227                              |   |
| Cartagena                                  | 25                   | -                         | -  | -   | 25               | 17.662               | 33                        | -  | -   | 17.695           | -                                     | 17.720                               |   |
| Castellón                                  | -                    | -                         | -  | -   | -                | 3.915                | 67                        | 213                                      | 213   | 4.408            | 425                                   | 4.408                                |   |
| Ceuta                                      | 36                   | 12.330                    | -  | -   | 12.366           | -                    | 617                       | -  | 24  | 641              | 24                                    | 13.007                               |   |
| Ferrol-San Cibrao                          | -                    | -                         | -  | -   | -                | 609                  | 379                       | -  | -   | 988              | -                                     | 988                                  |   |
| Gijón                                      | 1.801                | -                         | -  | -   | 1.801            | 6.827                | -                         | -  | -   | 6.827            | -                                     | 8.628                                |   |
| Huelva                                     | 30.953               | 194                       | -  | -   | 31.147           | 66.643               | 192                       | -  | -   | 66.835           | -                                     | 97.982                               |   |
| Las Palmas                                 | 185.784              | 578.170                   | 80.869                                   | 79.027  | 923.851          | 1.553                | 17.607                    | 95.331                                   | 96.306  | 210.798          | 351.533                               | 1.134.649                            |   |
| Málaga                                     | 46.776               | 34                        | -  | -   | 46.810           | 1.232                | 352                       | 1.103                                    | 1.261   | 3.948            | 2.364                                 | 50.758                               |   |
| Marín y Ría de Pontevedra                  | 11                   | -                         | -  | -   | 11               | 13.488               | 22                        | 75                                       | 75  | 13.660           | 150                                   | 13.671                               |   |
| Melilla                                    | 23                   | 59.727                    | -  | -   | 59.750           | 136                  | 2.892                     | -  | -   | 3.028            | -                                     | 62.779                               |   |
| Motril                                     | 10.130               | -                         | -  | -   | 10.130           | 2.817                | -                         | -  | -   | 2.817            | -                                     | 12.947                               |   |
| Pasaia                                     | -                    | -                         | -  | -   | -                | -                    | -                         | -  | -   | -                | -                                     | -                                    |   |
| Sta. C. de Tenerife                        | 282.167              | 381.421                   | 2.195                                    | 2.202   | 667.985          | 3.748                | 16.622                    | 157                                      | 215   | 20.742           | 4.769                                 | 688.727                              |   |
| Santander                                  | -                    | -                         | -  | -   | -                | 13.479               | 9.175                     | -  | -   | 22.654           | -                                     | 22.654                               |   |
| Sevilla                                    | 90.722               | 1.577                     | -  | -   | 92.299           | 1.552                | 3.570                     | -  | -   | 5.122            | -                                     | 97.421                               |   |
| Tarragona                                  | 575                  | -                         | -  | -   | 575              | 19.911               | 51                        | -  | -   | 19.962           | -                                     | 20.537                               |   |
| Valencia                                   | 365.798              | 2.858                     | 4.968                                    | 25.446  | 399.070          | 1.334.327            | 245.185                   | 357.417                                  | 338.467                                       | 2.275.396        | 726.298                               | 2.674.466                            |   |
| Vigo                                       | 4.452                | 544                       | -  | -   | 4.996            | 29.141               | 2.068                     | 4.236                                    | 4.278   | 39.723           | 8.514                                 | 44.719                               |   |
| Vilagarcía                                 | 21.132               | 123                       | -  | -   | 21.255           | 194                  | -                         | -  | -   | 194              | -                                     | 21.449                               |   |
| <b>TOTAL</b>                               | <b>1.725.644</b>     | <b>1.629.658</b>          | <b>113.447</b>                           | <b>169.649</b>                                | <b>3.638.399</b> | <b>2.445.949</b>     | <b>505.147</b>            | <b>1.124.032</b>                         | <b>1.059.678</b>                              | <b>5.134.806</b> | <b>2.466.807</b>                      | <b>8.773.205</b>                     |   |

\* No incluye transbordo, pesca, avituallamiento ni tráfico interior  
Transshipment, fish captures, supplies and local traffic not included

3.1.14.52. Non-metallic minerals group

**Fertilizers group**

3.1.14.14. Phosphates

3.1.14.15. Potash

3.1.14.16. Natural and artificial fertilizers

**Chemical products group**

3.1.14.17. Chemical products

**Building materials group**

3.1.14.5. Asphalt

3.1.14.18. Cement and clinker

3.1.14.20. Manufactured building materials

**Agricultural and food products group**

3.1.14.21. Cereals and their flours

3.1.14.22. Soybeans

3.1.14.23. Fruits and vegetables

3.1.14.24. Wines, drinks and spirits

3.1.14.27. Tinned foods

3.1.14.28. Tobacco, cacao, coffee and spices

3.1.14.29. Oils and greases

3.1.14.30. Other foods

3.1.14.33. Chilled and frozen fish

3.1.14.37. Animal feed and fodder

**Other goods group**

3.1.14.19. Woods and cork

3.1.14.26. Paper and pulp

3.1.14.31. Machinery, tools and spares

3.1.14.34. Other goods

**Vehicles and transport items group**

3.1.14.32. Vehicles and parts

3.1.14.38. Ro-ro traffic tare weights

3.1.14.39. Containers tare weights

3.1.15. Transhipped goods (tonnes)

3.1.16. Classification of goods by transport facilities used when entering or leaving the port (tonnes)

3.1.17. Foreign and cabotage trade (tonnes)

**3.2. Containers traffic**

**3.3. Ships traffic**

**3.4. Sea passengers and automobiles in transport regime**

**3.5. Statistic breakdown of Ports Authorities**



PORT TRAFFIC > Goods traffic > Categories of goods classification (tonnes) > Agricultural and food products group > Tinned foods

3. Port traffic

3.1. Goods traffic

3.1.1. State-Owned Port System traffic general summary

3.1.2. Total port traffic (tonnes)

3.1.3. Other data of traffic (number)

3.1.4. Total traffic by type of operation and navigation (tonnes)

3.1.5. Total traffic by type of operation (tonnes)

3.1.6. Total traffic by type of navigation (tonnes)

3.1.7. Cabotage traffic goods (tonnes)

3.1.8. Foreign traffic goods (tonnes)

3.1.9. Cabotage and foreign traffic goods (tonnes)

3.1.10. Fish captures. Tonnes and value

3.1.11. Supplies and local traffic (tonnes)

3.1.12. World areas of origin and destination of goods (tonnes)

3.1.13. Goods by country (tonnes)

3.1.14. Categories of goods classification (tonnes)

Energetic group

3.1.14.1. Crude oil

3.1.14.2. Fueloil

3.1.14.3. Gasoil

3.1.14.4. Petrol

3.1.14.6. Other petroleum products

3.1.14.7. Energetic petroleum gases

3.1.14.12. Steam coal and petroleum coke

3.1.14.35. Natural Gas

3.1.14.51. Biofuel

Iron, steel and metallurgical goods group

3.1.14.8. Iron ore

3.1.14.10. Other mineral ores

3.1.14.11. Scrap iron

3.1.14.13. Siderurgical products

3.1.14.36. Other metallurgic products

Non-metallic minerals group

3.1.14.25. Salt

**3.1.14.27. Conservas (toneladas)**  
*Tinned foods (tonnes)*

| Autoridades Portuarias<br>Port Authorities | CABOTAJE<br>CABOTAGE |                           |  |   |                | EXTERIOR<br>FOREIGN  |                           |  |   |                  | TRÁNSITO<br>TOTAL<br>TOTAL<br>TRANSIT | TRÁFICO<br>TOTAL<br>TOTAL<br>TRAFFIC |   |
|--|----------------------|---------------------------|--|---|----------------|----------------------|---------------------------|--|---|------------------|---------------------------------------|--------------------------------------|---|
|  | Embarcadas<br>Loaded | Desembarcadas<br>Unloaded | Embarcadas tránsito<br>Loaded<br>Transit | Desembarcadas tránsito<br>Unloaded<br>Transit | Total<br>Total | Embarcadas<br>Loaded | Desembarcadas<br>Unloaded | Embarcadas tránsito<br>Loaded<br>Transit | Desembarcadas tránsito<br>Unloaded<br>Transit | Total<br>Total   |                                       |                                      |   |
| A Coruña                                   | -                    | -                         | -  | -   | -              | -                    | -                         | -  | -   | -                | -                                     | -                                    | - |
| Alicante                                   | 19.969               | 54                        | 1  | 1   | 20.024         | 99                   | 324                       | 25                                       | 25  | 471              | 50                                    | 20.495                               |   |
| Almería                                    | 3.147                | 2                         | -  | -   | 3.149          | 1.945                | 3.745                     | -  | -   | 5.690            | -                                     | 8.839                                |   |
| Avilés                                     | -                    | -                         | -  | -   | -              | -                    | -                         | -  | -   | -                | -                                     | -                                    |   |
| Bahía de Algeciras                         | 92                   | -                         | 77.042                                   | 11.151  | 88.285         | 476.030              | 50.889                    | 415.919                                  | 480.918                                       | 1.423.755        | 985.029                               | 1.512.040                            |   |
| Bahía de Cádiz                             | 10.023               | 14                        | -  | -   | 10.037         | 14.846               | -                         | -  | -   | 14.846           | -                                     | 24.883                               |   |
| Baleares                                   | 1.017                | 3.517                     | -  | -   | 4.534          | -                    | -                         | -  | -   | -                | -                                     | 4.534                                |   |
| Barcelona                                  | 16.479               | 69                        | -  | -   | 16.548         | 72.560               | 58.754                    | 104.265                                  | 105.706                                       | 341.285          | 209.971                               | 357.833                              |   |
| Bilbao                                     | 12.342               | 2.536                     | 25                                       | -   | 14.903         | 127.741              | 148.276                   | -  | -   | 276.017          | 25                                    | 290.920                              |   |
| Cartagena                                  | -                    | -                         | -  | -   | -              | 23.401               | 3.946                     | -  | -   | 27.347           | -                                     | 27.347                               |   |
| Castellón                                  | -                    | -                         | -  | -   | -              | 4.649                | 260                       | 370                                      | 251   | 5.530            | 621                                   | 5.530                                |   |
| Ceuta                                      | 12                   | 2.740                     | -  | -   | 2.752          | -                    | 2.255                     | -  | 21  | 2.276            | 21                                    | 5.028                                |   |
| Ferrol-San Cibrao                          | 22                   | -                         | -  | -   | 22             | 523                  | 147                       | -  | -   | 670              | -                                     | 692                                  |   |
| Gijón                                      | 1.953                | -                         | -  | -   | 1.953          | 2.047                | 131                       | -  | -   | 2.178            | -                                     | 4.131                                |   |
| Huelva                                     | 12.988               | 6                         | -  | -   | 12.994         | 25.126               | -                         | 48                                       | -   | 25.174           | 48                                    | 38.168                               |   |
| Las Palmas                                 | 14.427               | 70.790                    | 1.692                                    | 1.717   | 88.626         | 840                  | 24.217                    | 45.646                                   | 46.734  | 117.437          | 95.789                                | 206.063                              |   |
| Málaga                                     | 7.161                | 12                        | -  | -   | 7.173          | 52.348               | 668                       | 808                                      | 801   | 54.625           | 1.609                                 | 61.798                               |   |
| Marín y Ría de Pontevedra                  | -                    | -                         | -  | -   | -              | 7.587                | 23.512                    | 103                                      | 103   | 31.305           | 206                                   | 31.305                               |   |
| Melilla                                    | 62                   | 11.999                    | -  | -   | 12.061         | -                    | 1.180                     | -  | -   | 1.180            | -                                     | 13.241                               |   |
| Motril                                     | 2.767                | -                         | -  | -   | 2.767          | 201                  | 66                        | -  | -   | 267              | -                                     | 3.034                                |   |
| Pasaia                                     | -                    | -                         | -  | -   | -              | -                    | -                         | -  | -   | -                | -                                     | -                                    |   |
| Sta. C. de Tenerife                        | 727                  | 51.730                    | 372                                      | 362   | 53.191         | 41                   | 14.492                    | 20                                       | 36  | 14.589           | 790                                   | 67.780                               |   |
| Santander                                  | -                    | -                         | -  | -   | -              | 62.340               | 13.631                    | -  | -   | 75.971           | -                                     | 75.971                               |   |
| Sevilla                                    | 20.646               | 1.075                     | -  | -   | 21.721         | 2.589                | 11.805                    | -  | -   | 14.394           | -                                     | 36.115                               |   |
| Tarragona                                  | 3                    | -                         | -  | -   | 3              | 1.373                | 313                       | -  | -   | 1.686            | -                                     | 1.689                                |   |
| Valencia                                   | 10.211               | 1.025                     | 15.219                                   | 74.429  | 100.884        | 181.058              | 133.345                   | 274.910                                  | 217.376                                       | 806.689          | 581.934                               | 907.573                              |   |
| Vigo                                       | 202                  | -                         | -  | -   | 202            | 15.473               | 113.621                   | 152                                      | 53  | 129.299          | 205                                   | 129.501                              |   |
| Vilagarcía                                 | 12.682               | 8                         | -  | -   | 12.690         | 40                   | 105                       | -  | -   | 145              | -                                     | 12.835                               |   |
| <b>TOTAL</b>                               | <b>146.932</b>       | <b>145.577</b>            | <b>94.350</b>                            | <b>87.659</b>                                 | <b>474.519</b> | <b>1.072.856</b>     | <b>605.683</b>            | <b>842.265</b>                           | <b>852.024</b>                                | <b>3.372.827</b> | <b>1.876.298</b>                      | <b>3.847.345</b>                     |   |

\* No incluye transbordo, pesca, avituallamiento ni tráfico interior  
*Transshipment, fish captures, supplies and local traffic not included*

3.1.14.52. Non-metallic minerals group

**Fertilizers group**

3.1.14.14. Phosphates

3.1.14.15. Potash

3.1.14.16. Natural and artificial fertilizers

**Chemical products group**

3.1.14.17. Chemical products

**Building materials group**

3.1.14.5. Asphalt

3.1.14.18. Cement and clinker

3.1.14.20. Manufactured building materials

**Agricultural and food products group**

3.1.14.21. Cereals and their flours

3.1.14.22. Soybeans

3.1.14.23. Fruits and vegetables

3.1.14.24. Wines, drinks and spirits

**3.1.14.27. Tinned foods**

3.1.14.28. Tobacco, cacao, coffee and spices

3.1.14.29. Oils and greases

3.1.14.30. Other foods

3.1.14.33. Chilled and frozen fish

3.1.14.37. Animal feed and fodder

**Other goods group**

3.1.14.19. Woods and cork

3.1.14.26. Paper and pulp

3.1.14.31. Machinery, tools and spares

3.1.14.34. Other goods

**Vehicles and transport items group**

3.1.14.32. Vehicles and parts

3.1.14.38. Ro-ro traffic tare weights

3.1.14.39. Containers tare weights

3.1.15. Transhipped goods (tonnes)

3.1.16. Classification of goods by transport facilities used when entering or leaving the port (tonnes)

3.1.17. Foreign and cabotage trade (tonnes)

**3.2. Containers traffic**

**3.3. Ships traffic**

**3.4. Sea passengers and automobiles in transport regime**

**3.5. Statistic breakdown of Ports Authorities**





PORT TRAFFIC > Goods traffic > Categories of goods classification (tonnes) > Agricultural and food products group > Tobacco, cacao, coffee and spices

3. Port traffic

3.1. Goods traffic

3.1.1. State-Owned Port System traffic general summary

3.1.2. Total port traffic (tonnes)

3.1.3. Other data of traffic (number)

3.1.4. Total traffic by type of operation and navigation (tonnes)

3.1.5. Total traffic by type of operation (tonnes)

3.1.6. Total traffic by type of navigation (tonnes)

3.1.7. Cabotage traffic goods (tonnes)

3.1.8. Foreign traffic goods (tonnes)

3.1.9. Cabotage and foreign traffic goods (tonnes)

3.1.10. Fish captures. Tonnes and value

3.1.11. Supplies and local traffic (tonnes)

3.1.12. World areas of origin and destination of goods (tonnes)

3.1.13. Goods by country (tonnes)

3.1.14. Categories of goods classification (tonnes)

Energetic group

3.1.14.1. Crude oil

3.1.14.2. Fueloil

3.1.14.3. Gasoil

3.1.14.4. Petrol

3.1.14.6. Other petroleum products

3.1.14.7. Energetic petroleum gases

3.1.14.12. Steam coal and petroleum coke

3.1.14.35. Natural Gas

3.1.14.51. Biofuel

Iron, steel and metallurgical goods group

3.1.14.8. Iron ore

3.1.14.10. Other mineral ores

3.1.14.11. Scrap iron

3.1.14.13. Siderurgical products

3.1.14.36. Other metallurgic products

Non-metallic minerals group

3.1.14.25. Salt

**3.1.14.28. Tabaco, cacao, café y especias (toneladas)**  
*Tobacco, cacao, coffee and spices (tonnes)*

| Autoridades Portuarias<br>Port Authorities | CABOTAJE<br>CABOTAGE |                           |  |   |                | EXTERIOR<br>FOREIGN  |                           |  |   |                  | TRÁNSITO<br>TOTAL<br>TOTAL<br>TRANSIT | TRÁFICO<br>TOTAL<br>TOTAL<br>TRAFFIC |   |
|--|----------------------|---------------------------|--|---|----------------|----------------------|---------------------------|--|---|------------------|---------------------------------------|--------------------------------------|---|
|  | Embarcadas<br>Loaded | Desembarcadas<br>Unloaded | Embarcadas tránsito<br>Loaded<br>Transit | Desembarcadas tránsito<br>Unloaded<br>Transit | Total<br>Total | Embarcadas<br>Loaded | Desembarcadas<br>Unloaded | Embarcadas tránsito<br>Loaded<br>Transit | Desembarcadas tránsito<br>Unloaded<br>Transit | Total<br>Total   |                                       |                                      |   |
| A Coruña                                   | -                    | -                         | -  | -   | -              | -                    | -                         | -  | -   | -                | -                                     | -                                    | - |
| Alicante                                   | 7.905                | 140                       | -  | -   | 8.045          | 778                  | 166                       | -  | -   | 945              | 1                                     | 8.990                                |   |
| Almería                                    | 79                   | 240                       | -  | -   | 319            | 486                  | 95                        | -  | -   | 581              | -                                     | 900                                  |   |
| Avilés                                     | -                    | -                         | -  | -   | -              | -                    | -                         | -  | -   | -                | -                                     | -                                    |   |
| Bahía de Algeciras                         | -                    | -                         | 78.549                                   | 7.580   | 86.129         | 10.983               | 14.121                    | 983.550                                  | 1.060.281                                     | 2.068.934        | 2.129.959                             | 2.155.063                            |   |
| Bahía de Cádiz                             | 1.551                | 73                        | 2  | -   | 1.626          | 4                    | -                         | -  | -   | 4                | 2                                     | 1.630                                |   |
| Baleares                                   | 484                  | 8.883                     | -  | -   | 9.367          | -                    | -                         | -  | -   | -                | -                                     | 9.367                                |   |
| Barcelona                                  | 11.118               | 3.378                     | -  | -   | 14.496         | 80.443               | 359.188                   | 119.124                                  | 120.522                                       | 679.277          | 239.647                               | 693.773                              |   |
| Bilbao                                     | 377                  | -                         | -  | -   | 377            | 21.391               | 10.122                    | -  | -   | 31.513           | -                                     | 31.890                               |   |
| Cartagena                                  | -                    | -                         | -  | -   | -              | 756                  | 160                       | -  | -   | 916              | -                                     | 916                                  |   |
| Castellón                                  | -                    | -                         | 19                                       | -   | 19             | 288                  | -                         | 1.148                                    | 933   | 2.369            | 2.100                                 | 2.388                                |   |
| Ceuta                                      | 3.796                | 2.528                     | -  | -   | 6.323          | 104                  | 513                       | -  | -   | 616              | -                                     | 6.939                                |   |
| Ferrol-San Cibrao                          | -                    | -                         | -  | -   | -              | -                    | -                         | -  | -   | -                | -                                     | -                                    |   |
| Gijón                                      | 218                  | -                         | -  | -   | 218            | 481                  | 19.121                    | -  | -   | 19.602           | -                                     | 19.820                               |   |
| Huelva                                     | 4.274                | 31                        | -  | -   | 4.305          | 48                   | -                         | -  | -   | 48               | -                                     | 4.353                                |   |
| Las Palmas                                 | 6.353                | 21.700                    | 660                                      | 665   | 29.378         | 1.399                | 8.292                     | 50.805                                   | 50.803  | 111.299          | 102.933                               | 140.677                              |   |
| Málaga                                     | 3.613                | 233                       | -  | -   | 3.846          | 388                  | 209                       | 11.234                                   | 11.485  | 23.316           | 22.719                                | 27.162                               |   |
| Marín y Ría de Pontevedra                  | -                    | -                         | -  | -   | -              | 24                   | 253                       | 19                                       | 19  | 315              | 38                                    | 315                                  |   |
| Melilla                                    | 338                  | 3.246                     | -  | -   | 3.584          | 115                  | 2.050                     | -  | -   | 2.165            | -                                     | 5.749                                |   |
| Motril                                     | 170                  | 42                        | -  | -   | 212            | 90                   | 669                       | -  | -   | 759              | -                                     | 971                                  |   |
| Pasaia                                     | -                    | -                         | -  | -   | -              | -                    | -                         | -  | -   | -                | -                                     | -                                    |   |
| Sta. C. de Tenerife                        | 4.295                | 15.476                    | 24                                       | 41  | 19.836         | 1.072                | 8.182                     | 4.496                                    | 14.095  | 27.845           | 18.656                                | 47.681                               |   |
| Santander                                  | -                    | -                         | -  | -   | -              | 6.923                | 342                       | -  | -   | 7.265            | -                                     | 7.265                                |   |
| Sevilla                                    | 4.900                | 2.389                     | -  | -   | 7.289          | 7                    | -                         | -  | -   | 7                | -                                     | 7.296                                |   |
| Tarragona                                  | -                    | -                         | -  | -   | -              | 396                  | 5.690                     | -  | -   | 6.085            | -                                     | 6.085                                |   |
| Valencia                                   | 12.002               | 520                       | 45.951                                   | 3.003   | 61.476         | 79.777               | 157.359                   | 335.304                                  | 380.670                                       | 953.110          | 764.928                               | 1.014.586                            |   |
| Vigo                                       | 228                  | -                         | -  | -   | 228            | 528                  | 5.344                     | 98                                       | 109   | 6.079            | 207                                   | 6.307                                |   |
| Vilagarcía                                 | 226                  | -                         | -  | -   | 226            | -                    | -                         | -  | -   | -                | -                                     | 226                                  |   |
| <b>TOTAL</b>                               | <b>61.927</b>        | <b>58.879</b>             | <b>125.205</b>                           | <b>11.289</b>                                 | <b>257.300</b> | <b>206.480</b>       | <b>591.874</b>            | <b>1.505.778</b>                         | <b>1.638.917</b>                              | <b>3.943.049</b> | <b>3.281.190</b>                      | <b>4.200.349</b>                     |   |

\* No incluye transbordo, pesca, avituallamiento ni tráfico interior  
*Transshipment, fish captures, supplies and local traffic not included*

3.1.14.52. Non-metallic minerals group

**Fertilizers group**

3.1.14.14. Phosphates

3.1.14.15. Potash

3.1.14.16. Natural and artificial fertilizers

**Chemical products group**

3.1.14.17. Chemical products

**Building materials group**

3.1.14.5. Asphalt

3.1.14.18. Cement and clinker

3.1.14.20. Manufactured building materials

**Agricultural and food products group**

3.1.14.21. Cereals and their flours

3.1.14.22. Soybeans

3.1.14.23. Fruits and vegetables

3.1.14.24. Wines, drinks and spirits

3.1.14.27. Tinned foods

**3.1.14.28. Tobacco, cacao, coffee and spices**

3.1.14.29. Oils and greases

3.1.14.30. Other foods

3.1.14.33. Chilled and frozen fish

3.1.14.37. Animal feed and fodder

**Other goods group**

3.1.14.19. Woods and cork

3.1.14.26. Paper and pulp

3.1.14.31. Machinery, tools and spares

3.1.14.34. Other goods

**Vehicles and transport items group**

3.1.14.32. Vehicles and parts

3.1.14.38. Ro-ro traffic tare weights

3.1.14.39. Containers tare weights

3.1.15. Transhipped goods (tonnes)

3.1.16. Classification of goods by transport facilities used when entering or leaving the port (tonnes)

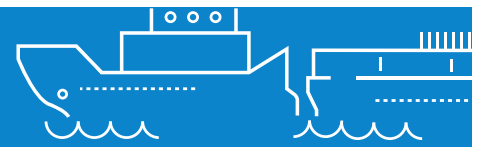
3.1.17. Foreign and cabotage trade (tonnes)

**3.2. Containers traffic**

**3.3. Ships traffic**

**3.4. Sea passengers and automobiles in transport regime**

**3.5. Statistic breakdown of Ports Authorities**



PORT TRAFFIC > Goods traffic > Categories of goods classification (tonnes) > Agricultural and food products group > Oils and greases

3. Port traffic

3.1. Goods traffic

3.1.1. State-Owned Port System traffic general summary

3.1.2. Total port traffic (tonnes)

3.1.3. Other data of traffic (number)

3.1.4. Total traffic by type of operation and navigation (tonnes)

3.1.5. Total traffic by type of operation (tonnes)

3.1.6. Total traffic by type of navigation (tonnes)

3.1.7. Cabotage traffic goods (tonnes)

3.1.8. Foreign traffic goods (tonnes)

3.1.9. Cabotage and foreign traffic goods (tonnes)

3.1.10. Fish captures. Tonnes and value

3.1.11. Supplies and local traffic (tonnes)

3.1.12. World areas of origin and destination of goods (tonnes)

3.1.13. Goods by country (tonnes)

3.1.14. Categories of goods classification (tonnes)

Energetic group

3.1.14.1. Crude oil

3.1.14.2. Fueloil

3.1.14.3. Gasoil

3.1.14.4. Petrol

3.1.14.6. Other petroleum products

3.1.14.7. Energetic petroleum gases

3.1.14.12. Steam coal and petroleum coke

3.1.14.35. Natural Gas

3.1.14.51. Biofuel

Iron, steel and metallurgical goods group

3.1.14.8. Iron ore

3.1.14.10. Other mineral ores

3.1.14.11. Scrap iron

3.1.14.13. Siderurgical products

3.1.14.36. Other metallurgic products

Non-metallic minerals group

3.1.14.25. Salt

**3.1.14.29. Aceites y grasas (toneladas)**  
*Oils and greases (tonnes)*

| Autoridades Portuarias<br>Port Authorities | CABOTAJE<br>CABOTAGE      |                                |  |   |                | EXTERIOR<br>FOREIGN       |                                |  |   |                  | TRÁNSITO<br>TOTAL<br>TOTAL<br>TRANSIT | TRÁFI-<br>CO<br>TOTAL<br>TOTAL<br>TRAFFIC |
|--|---------------------------|--------------------------------|--|---|----------------|---------------------------|--------------------------------|--|---|------------------|---------------------------------------|---|
|  | Embar-<br>cadas<br>Loaded | Desem-<br>barcadas<br>Unloaded | Embar-<br>cadas<br>tránsito<br>Loaded<br>Transit | Desem-<br>barcadas<br>tránsito<br>Unloaded<br>Transit | Total<br>Total | Embar-<br>cadas<br>Loaded | Desem-<br>barcadas<br>Unloaded | Embar-<br>cadas<br>tránsito<br>Loaded<br>Transit | Desem-<br>barcadas<br>tránsito<br>Unloaded<br>Transit | Total<br>Total   |                                       |   |
| A Coruña                                   | -                         | 68.790                         | -  | -   | 68.790         | -                         | 21.369                         | -  | -   | 21.369           | -                                     | 90.159                                    |
| Alicante                                   | 6.737                     | 25                             | 24   | 24  | 6.810          | 221                       | -                              | -  | -   | 221              | 48                                    | 7.031                                     |
| Almería                                    | 352                       | -                              | -  | -   | 352            | 432                       | 7.133                          | -  | -   | 7.565            | -                                     | 7.917                                     |
| Avilés                                     | -                         | -                              | -  | -   | -              | -                         | -                              | -  | -   | -                | -                                     | -   |
| Bahía de Algeciras                         | 707                       | -                              | 10.109   | 76.454  | 87.270         | 353.575                   | 171.327                        | 378.442  | 379.001   | 1.282.344        | 844.005                               | 1.369.614                                 |
| Bahía de Cádiz                             | 2.142                     | 1                              | -  | -   | 2.143          | 14.802                    | -                              | -  | -   | 14.802           | -                                     | 16.945                                    |
| Baleares                                   | 9.929                     | 11.243                         | 125  | -   | 21.297         | -                         | -                              | -  | -   | -                | 125                                   | 21.297                                    |
| Barcelona                                  | 65.221                    | 2.579                          | -  | -   | 67.801         | 280.798                   | 744.880                        | 63.827   | 64.730  | 1.154.235        | 128.556                               | 1.222.035                                 |
| Bilbao                                     | 139                       | 24.003                         | -  | -   | 24.142         | 270.288                   | 267.527                        | -  | -   | 537.815          | -                                     | 561.957                                   |
| Cartagena                                  | 26.641                    | 41.245                         | -  | -   | 67.886         | 106.574                   | 271.843                        | -  | -   | 378.417          | -                                     | 446.303                                   |
| Castellón                                  | 13.644                    | 53.534                         | -  | -   | 67.178         | 719                       | 399.915                        | 344  | 344   | 401.322          | 688                                   | 468.500                                   |
| Ceuta                                      | 88                        | 770                            | -  | -   | 858            | -                         | 578                            | -  | 68  | 646              | 68                                    | 1.504                                     |
| Ferrol-San Cibrao                          | -                         | -                              | -  | -   | -              | 37                        | 213.059                        | -  | -   | 213.096          | -                                     | 213.096                                   |
| Gijón                                      | -                         | -                              | -  | -   | -              | 27                        | 54                             | -  | -   | 81               | -                                     | 81  |
| Huelva                                     | 166.973                   | 4.574                          | -  | -   | 171.547        | 21.510                    | 750.537                        | -  | -   | 772.047          | -                                     | 943.594                                   |
| Las Palmas                                 | 3.180                     | 35.812                         | 1.528  | 1.485   | 42.005         | 5.094                     | 1.190                          | 14.076   | 13.561  | 33.921           | 30.650                                | 75.926                                    |
| Málaga                                     | 4.102                     | -                              | -  | -   | 4.102          | 74.450                    | 5.416                          | 1.260  | 1.178   | 82.304           | 2.438                                 | 86.406                                    |
| Marín y Ría de Pontevedra                  | -                         | -                              | -  | -   | -              | 4.739                     | 1.933                          | -  | -   | 6.672            | -                                     | 6.672                                     |
| Melilla                                    | -                         | 4.885                          | -  | -   | 4.885          | -                         | 59                             | -  | -   | 59               | -                                     | 4.944                                     |
| Motril                                     | 587                       | -                              | -  | -   | 587            | 22                        | -                              | -  | -   | 22               | -                                     | 609                                       |
| Pasaia                                     | -                         | -                              | -  | -   | -              | -                         | -                              | -  | -   | -                | -                                     | -   |
| Sta. C. de Tenerife                        | 2.041                     | 23.249                         | 91   | 113   | 25.494         | 1.343                     | 372                            | -  | -   | 1.715            | 204                                   | 27.209                                    |
| Santander                                  | -                         | -                              | -  | -   | -              | 6.826                     | 6.077                          | -  | -   | 12.903           | -                                     | 12.903                                    |
| Sevilla                                    | 26.687                    | 410                            | -  | -   | 27.097         | 953                       | 173.021                        | -  | -   | 173.974          | -                                     | 201.071                                   |
| Tarragona                                  | 522                       | 10.003                         | -  | -   | 10.524         | 1.739                     | 13.657                         | -  | -   | 15.396           | -                                     | 25.921                                    |
| Valencia                                   | 20.001                    | 10.180                         | 7.668  | 44.858  | 82.707         | 497.591                   | 135.518                        | 142.699  | 110.670   | 886.478          | 305.895                               | 969.185                                   |
| Vigo                                       | 238                       | -                              | -  | -   | 238            | 6.752                     | 12.603                         | 76   | 76  | 19.507           | 152                                   | 19.745                                    |
| Vilagarcía                                 | 7.111                     | -                              | -  | -   | 7.111          | 104                       | 91.524                         | -  | -   | 91.628           | -                                     | 98.739                                    |
| <b>TOTAL</b>                               | <b>357.042</b>            | <b>291.304</b>                 | <b>19.545</b>                                    | <b>122.934</b>  | <b>790.825</b> | <b>1.648.596</b>          | <b>3.289.591</b>               | <b>600.724</b>                                   | <b>569.628</b>  | <b>6.108.539</b> | <b>1.312.830</b>                      | <b>6.899.363</b>                          |

\* No incluye transbordo, pesca, avituallamiento ni tráfico interior  
*Transshipment, fish captures, supplies and local traffic not included*

3.1.14.52. Non-metallic minerals group

**Fertilizers group**

3.1.14.14. Phosphates

3.1.14.15. Potash

3.1.14.16. Natural and artificial fertilizers

**Chemical products group**

3.1.14.17. Chemical products

**Building materials group**

3.1.14.5. Asphalt

3.1.14.18. Cement and clinker

3.1.14.20. Manufactured building materials

**Agricultural and food products group**

3.1.14.21. Cereals and their flours

3.1.14.22. Soybeans

3.1.14.23. Fruits and vegetables

3.1.14.24. Wines, drinks and spirits

3.1.14.27. Tinned foods

3.1.14.28. Tobacco, cacao, coffee and spices

**3.1.14.29. Oils and greases**

3.1.14.30. Other foods

3.1.14.33. Chilled and frozen fish

3.1.14.37. Animal feed and fodder

**Other goods group**

3.1.14.19. Woods and cork

3.1.14.26. Paper and pulp

3.1.14.31. Machinery, tools and spares

3.1.14.34. Other goods

**Vehicles and transport items group**

3.1.14.32. Vehicles and parts

3.1.14.38. Ro-ro traffic tare weights

3.1.14.39. Containers tare weights

3.1.15. Transhipped goods (tonnes)

3.1.16. Classification of goods by transport facilities used when entering or leaving the port (tonnes)

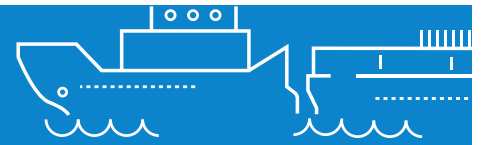
3.1.17. Foreign and cabotage trade (tonnes)

**3.2. Containers traffic**

**3.3. Ships traffic**

**3.4. Sea passengers and automobiles in transport regime**

**3.5. Statistic breakdown of Ports Authorities**



PORT TRAFFIC > Goods traffic > Categories of goods classification (tonnes) > Agricultural and food products group > Other foods

3. Port traffic

3.1. Goods traffic

3.1.1. State-Owned Port System traffic general summary

3.1.2. Total port traffic (tonnes)

3.1.3. Other data of traffic (number)

3.1.4. Total traffic by type of operation and navigation (tonnes)

3.1.5. Total traffic by type of operation (tonnes)

3.1.6. Total traffic by type of navigation (tonnes)

3.1.7. Cabotage traffic goods (tonnes)

3.1.8. Foreign traffic goods (tonnes)

3.1.9. Cabotage and foreign traffic goods (tonnes)

3.1.10. Fish captures. Tonnes and value

3.1.11. Supplies and local traffic (tonnes)

3.1.12. World areas of origin and destination of goods (tonnes)

3.1.13. Goods by country (tonnes)

3.1.14. Categories of goods classification (tonnes)

Energetic group

3.1.14.1. Crude oil

3.1.14.2. Fueloil

3.1.14.3. Gasoil

3.1.14.4. Petrol

3.1.14.6. Other petroleum products

3.1.14.7. Energetic petroleum gases

3.1.14.12. Steam coal and petroleum coke

3.1.14.35. Natural Gas

3.1.14.51. Biofuel

Iron, steel and metallurgical goods group

3.1.14.8. Iron ore

3.1.14.10. Other mineral ores

3.1.14.11. Scrap iron

3.1.14.13. Siderurgical products

3.1.14.36. Other metallurgic products

Non-metallic minerals group

3.1.14.25. Salt

3.1.14.30. Otros productos alimenticios (toneladas)  
Other foods (tonnes)

| Autoridades Portuarias<br>Port Authorities | CABOTAJE<br>CABOTAGE |                           |                                       |  |                  | EXTERIOR<br>FOREIGN  |                           |                                       |  |                   | TRÁNSITO<br>TOTAL<br>TRANSIT | TRÁFICO<br>TOTAL<br>TRAFFIC |
|--|----------------------|---------------------------|---------------------------------------|--|------------------|----------------------|---------------------------|---------------------------------------|--|-------------------|------------------------------|-----------------------------|
|  | Embarcadas<br>Loaded | Desembarcadas<br>Unloaded | Embarcadas tránsito<br>Loaded Transit | Desembarcadas tránsito<br>Unloaded Transit | Total<br>Total   | Embarcadas<br>Loaded | Desembarcadas<br>Unloaded | Embarcadas tránsito<br>Loaded Transit | Desembarcadas tránsito<br>Unloaded Transit | Total<br>Total    |                              |                             |
| A Coruña                                   | -                    | -                         | -                                     | -  | -                | -                    | 24.229                    | -                                     | -  | 24.229            | -                            | 24.229                      |
| Alicante                                   | 96.655               | 407                       | -                                     | -  | 97.062           | 1.059                | 117                       | 101                                   | 101  | 1.379             | 202                          | 98.440                      |
| Almería                                    | 3.561                | 129                       | -                                     | -  | 3.690            | 11.550               | 53                        | -                                     | -  | 11.603            | -                            | 15.293                      |
| Avilés                                     | -                    | -                         | -                                     | -  | -                | -                    | -                         | -                                     | -  | -                 | -                            | -                           |
| Bahía de Algeciras                         | 133                  | -                         | 79.712                                | 166.141                                    | 245.986          | 187.988              | 81.611                    | 3.459.255                             | 3.303.584                                  | 7.032.438         | 7.008.692                    | 7.278.424                   |
| Bahía de Cádiz                             | 89.850               | 1.068                     | 1                                     | -  | 90.919           | 5.326                | 222.962                   | -                                     | -  | 228.288           | 1                            | 319.207                     |
| Baleares                                   | 153.239              | 1.562.844                 | 1.565                                 | -  | 1.717.648        | -                    | -                         | -                                     | -  | -                 | 1.565                        | 1.717.648                   |
| Barcelona                                  | 565.792              | 40.990                    | -                                     | 51   | 606.833          | 1.054.600            | 101.170                   | 841.870                               | 847.764                                    | 2.845.404         | 1.689.684                    | 3.452.237                   |
| Bilbao                                     | 25.086               | 88                        | -                                     | 163  | 25.337           | 215.031              | 45.072                    | 193                                   | 60   | 260.356           | 416                          | 285.693                     |
| Cartagena                                  | -                    | 653                       | -                                     | -  | 653              | 16.688               | 90.105                    | -                                     | -  | 106.793           | -                            | 107.446                     |
| Castellón                                  | -                    | -                         | -                                     | -  | -                | 14.141               | 442                       | 5.734                                 | 5.337                                      | 25.655            | 11.072                       | 25.655                      |
| Ceuta                                      | 105                  | 22.561                    | -                                     | -  | 22.666           | -                    | 2.632                     | -                                     | 21   | 2.653             | 21                           | 25.319                      |
| Ferrol-San Cibrao                          | 85                   | -                         | -                                     | -  | 85               | 134                  | 1.641                     | -                                     | -  | 1.775             | -                            | 1.860                       |
| Gijón                                      | 1.544                | -                         | -                                     | -  | 1.544            | 24.674               | 7.127                     | -                                     | -  | 31.801            | -                            | 33.345                      |
| Huelva                                     | 110.761              | 1.060                     | -                                     | -  | 111.821          | 840                  | -                         | -                                     | -  | 840               | -                            | 112.661                     |
| Las Palmas                                 | 266.267              | 621.480                   | 61.353                                | 61.508                                     | 1.010.609        | 8.901                | 84.083                    | 843.773                               | 828.453                                    | 1.765.211         | 1.795.087                    | 2.775.820                   |
| Málaga                                     | 57.459               | 517                       | -                                     | -  | 57.976           | 32.220               | 34.686                    | 171.987                               | 171.070                                    | 409.963           | 343.057                      | 467.939                     |
| Marín y Ría de Pontevedra                  | 25                   | -                         | -                                     | -  | 25               | 41.492               | 967                       | 104                                   | 104  | 42.667            | 208                          | 42.692                      |
| Melilla                                    | 751                  | 74.883                    | -                                     | -  | 75.634           | 121                  | 1.713                     | -                                     | -  | 1.834             | -                            | 77.468                      |
| Motril                                     | 14.802               | 130                       | -                                     | -  | 14.932           | 3.602                | 129.695                   | -                                     | -  | 133.297           | -                            | 148.229                     |
| Pasaia                                     | -                    | -                         | -                                     | -  | -                | 4.080                | -                         | -                                     | -  | 4.080             | -                            | 4.080                       |
| Sta. C. de Tenerife                        | 171.913              | 487.970                   | 1.064                                 | 1.134                                      | 662.081          | 251                  | 69.960                    | 22.914                                | 38.875                                     | 132.000           | 63.987                       | 794.081                     |
| Santander                                  | -                    | -                         | -                                     | -  | -                | 33.237               | 144.764                   | -                                     | -  | 178.001           | -                            | 178.001                     |
| Sevilla                                    | 144.803              | 1.642                     | -                                     | -  | 146.445          | 147                  | 1.442                     | -                                     | -  | 1.589             | -                            | 148.034                     |
| Tarragona                                  | 1.177                | -                         | -                                     | -  | 1.177            | 4.464                | 18.540                    | 15                                    | -  | 23.019            | 15                           | 24.197                      |
| Valencia                                   | 1.125.809            | 20.613                    | 96.042                                | 28.810                                     | 1.271.274        | 656.536              | 207.732                   | 1.286.250                             | 1.355.928                                  | 3.506.446         | 2.767.030                    | 4.777.720                   |
| Vigo                                       | 2.760                | -                         | -                                     | -  | 2.760            | 73.024               | 5.096                     | 1.312                                 | 1.267                                      | 80.699            | 2.579                        | 83.459                      |
| Vilagarcía                                 | 81.987               | 133                       | -                                     | -  | 82.120           | 3.858                | 102                       | -                                     | -  | 3.960             | -                            | 86.080                      |
| <b>TOTAL</b>                               | <b>2.914.565</b>     | <b>2.837.168</b>          | <b>239.737</b>                        | <b>257.807</b>                             | <b>6.249.277</b> | <b>2.393.965</b>     | <b>1.275.943</b>          | <b>6.633.508</b>                      | <b>6.552.564</b>                           | <b>16.855.980</b> | <b>13.683.616</b>            | <b>23.105.257</b>           |

\* No incluye transbordo, pesca, avituallamiento ni tráfico interior  
Transshipment, fish captures, supplies and local traffic not included

3.1.14.52. Non-metallic minerals group

**Fertilizers group**

3.1.14.14. Phosphates

3.1.14.15. Potash

3.1.14.16. Natural and artificial fertilizers

**Chemical products group**

3.1.14.17. Chemical products

**Building materials group**

3.1.14.5. Asphalt

3.1.14.18. Cement and clinker

3.1.14.20. Manufactured building materials

**Agricultural and food products group**

3.1.14.21. Cereals and their flours

3.1.14.22. Soybeans

3.1.14.23. Fruits and vegetables

3.1.14.24. Wines, drinks and spirits

3.1.14.27. Tinned foods

3.1.14.28. Tobacco, cacao, coffee and spices

3.1.14.29. Oils and greases

**3.1.14.30. Other foods**

3.1.14.33. Chilled and frozen fish

3.1.14.37. Animal feed and fodder

**Other goods group**

3.1.14.19. Woods and cork

3.1.14.26. Paper and pulp

3.1.14.31. Machinery, tools and spares

3.1.14.34. Other goods

**Vehicles and transport items group**

3.1.14.32. Vehicles and parts

3.1.14.38. Ro-ro traffic tare weights

3.1.14.39. Containers tare weights

3.1.15. Transhipped goods (tonnes)

3.1.16. Classification of goods by transport facilities used when entering or leaving the port (tonnes)

3.1.17. Foreign and cabotage trade (tonnes)

**3.2. Containers traffic**

**3.3. Ships traffic**

**3.4. Sea passengers and automobiles in transport regime**

**3.5. Statistic breakdown of Ports Authorities**



PORT TRAFFIC > Goods traffic > Categories of goods classification (tonnes) > Agricultural and food products group > Chilled and frozen fish

3. Port traffic

3.1. Goods traffic

3.1.1. State-Owned Port System traffic general summary

3.1.2. Total port traffic (tonnes)

3.1.3. Other data of traffic (number)

3.1.4. Total traffic by type of operation and navigation (tonnes)

3.1.5. Total traffic by type of operation (tonnes)

3.1.6. Total traffic by type of navigation (tonnes)

3.1.7. Cabotage traffic goods (tonnes)

3.1.8. Foreign traffic goods (tonnes)

3.1.9. Cabotage and foreign traffic goods (tonnes)

3.1.10. Fish captures. Tonnes and value

3.1.11. Supplies and local traffic (tonnes)

3.1.12. World areas of origin and destination of goods (tonnes)

3.1.13. Goods by country (tonnes)

3.1.14. Categories of goods classification (tonnes)

Energetic group

3.1.14.1. Crude oil

3.1.14.2. Fueloil

3.1.14.3. Gasoil

3.1.14.4. Petrol

3.1.14.6. Other petroleum products

3.1.14.7. Energetic petroleum gases

3.1.14.12. Steam coal and petroleum coke

3.1.14.35. Natural Gas

3.1.14.51. Biofuel

Iron, steel and metallurgical goods group

3.1.14.8. Iron ore

3.1.14.10. Other mineral ores

3.1.14.11. Scrap iron

3.1.14.13. Siderurgical products

3.1.14.36. Other metallurgic products

Non-metallic minerals group

3.1.14.25. Salt

3.1.14.33. Pescado congelado y refrigerado (toneladas)  
Chilled and frozen fish (tonnes)

| Autoridades Portuarias<br>Port Authorities | CABOTAJE<br>CABOTAGE      |                                |  |   |                | EXTERIOR<br>FOREIGN       |                                |  |   |                  | TRÁNSITO<br>TOTAL<br>TOTAL<br>TRANSIT | TRÁFI-<br>CO<br>TOTAL<br>TOTAL<br>TRAFFIC |
|--|---------------------------|--------------------------------|--|---|----------------|---------------------------|--------------------------------|--|---|------------------|---------------------------------------|---|
|  | Embar-<br>cadas<br>Loaded | Desem-<br>barcadas<br>Unloaded | Embar-<br>cadas<br>tránsito<br>Loaded<br>Transit | Desem-<br>barcadas<br>tránsito<br>Unloaded<br>Transit | Total<br>Total | Embar-<br>cadas<br>Loaded | Desem-<br>barcadas<br>Unloaded | Embar-<br>cadas<br>tránsito<br>Loaded<br>Transit | Desem-<br>barcadas<br>tránsito<br>Unloaded<br>Transit | Total<br>Total   |                                       |   |
| A Coruña                                   | -                         | -                              | -  | -   | -              | -                         | 355                            | -  | -   | 355              | -                                     | 355                                       |
| Alicante                                   | 1.168                     | 469                            | -  | -   | 1.637          | 184                       | 12.820                         | -  | -   | 13.005           | -                                     | 14.642                                    |
| Almería                                    | 40                        | -                              | -  | -   | 40             | 9.174                     | 2.989                          | 25   | 25  | 12.213           | 50                                    | 12.253                                    |
| Avilés                                     | -                         | -                              | -  | -   | -              | -                         | -                              | -  | -   | -                | -                                     | -   |
| Bahía de Algeciras                         | 28                        | -                              | 282.160  | 75.613  | 357.801        | 46.368                    | 213.324                        | 1.238.407  | 1.452.401   | 2.950.500        | 3.048.582                             | 3.308.302                                 |
| Bahía de Cádiz                             | 3.495                     | 11.932                         | -  | -   | 15.427         | 22                        | -                              | -  | -   | 22               | -                                     | 15.449                                    |
| Baleares                                   | 1.952                     | 19.938                         | 10   | -   | 21.900         | -                         | -                              | -  | -   | -                | 10                                    | 21.900                                    |
| Barcelona                                  | 18.962                    | 657                            | 21   | -   | 19.640         | 267.799                   | 176.936                        | 31.515   | 32.441  | 508.691          | 63.977                                | 528.331                                   |
| Bilbao                                     | 330                       | 88                             | -  | -   | 418            | 6.054                     | 43.534                         | -  | -   | 49.588           | -                                     | 50.006                                    |
| Cartagena                                  | -                         | 3.042                          | -  | -   | 3.042          | 5.142                     | 9.940                          | -  | -   | 15.082           | -                                     | 18.124                                    |
| Castellón                                  | -                         | -                              | -  | -   | -              | -                         | 119                            | -  | -   | 119              | -                                     | 119                                       |
| Ceuta                                      | -                         | 54                             | -  | -   | 54             | -                         | 32                             | -  | -   | 32               | -                                     | 86  |
| Ferrol-San Cibrao                          | -                         | -                              | -  | -   | -              | 8.155                     | 76                             | -  | -   | 8.231            | -                                     | 8.231                                     |
| Gijón                                      | -                         | -                              | -  | -   | -              | -                         | 149                            | -  | -   | 149              | -                                     | 149                                       |
| Huelva                                     | 2.283                     | 2.039                          | -  | -   | 4.322          | -                         | 3.951                          | -  | -   | 3.951            | -                                     | 8.273                                     |
| Las Palmas                                 | 31.217                    | 19.669                         | 386  | 386   | 51.658         | 11.942                    | 47.691                         | 46.603   | 50.714  | 156.950          | 98.089                                | 208.608                                   |
| Málaga                                     | 1.526                     | 1                              | -  | -   | 1.527          | 26                        | 435                            | 3.215  | 3.140   | 6.816            | 6.355                                 | 8.343                                     |
| Marín y Ría de Pontevedra                  | -                         | 11.880                         | -  | -   | 11.880         | 23.223                    | 94.244                         | 8.319  | 8.282   | 134.068          | 16.601                                | 145.948                                   |
| Melilla                                    | 1                         | 1.692                          | -  | -   | 1.693          | -                         | 5                              | -  | -   | 5                | -                                     | 1.698                                     |
| Motril                                     | 140                       | -                              | -  | -   | 140            | -                         | 23                             | -  | -   | 23               | -                                     | 163                                       |
| Pasaia                                     | -                         | -                              | -  | -   | -              | -                         | -                              | -  | -   | -                | -                                     | -   |
| Sta. C. de Tenerife                        | 7.048                     | 11.871                         | 10   | 10  | 18.939         | 121                       | 5.097                          | 14.348   | 10.282  | 29.848           | 24.650                                | 48.787                                    |
| Santander                                  | -                         | -                              | -  | -   | -              | 2.812                     | 19.125                         | -  | -   | 21.937           | -                                     | 21.937                                    |
| Sevilla                                    | 1.678                     | 1.495                          | -  | -   | 3.173          | -                         | 4.921                          | -  | -   | 4.921            | -                                     | 8.094                                     |
| Tarragona                                  | -                         | -                              | -  | -   | -              | 34                        | 234                            | 29   | 29  | 325              | 57                                    | 325                                       |
| Valencia                                   | 3.835                     | 3.400                          | 15.228   | 6.878   | 29.341         | 16.727                    | 125.224                        | 64.296   | 72.977  | 279.224          | 159.379                               | 308.565                                   |
| Vigo                                       | 566                       | 22.696                         | -  | 29  | 23.291         | 100.200                   | 405.019                        | 17.470   | 17.421  | 540.110          | 34.920                                | 563.401                                   |
| Vilagarcía                                 | 4.952                     | 14.441                         | -  | -   | 19.393         | 529                       | 7.819                          | -  | -   | 8.348            | -                                     | 27.741                                    |
| <b>TOTAL</b>                               | <b>79.221</b>             | <b>125.364</b>                 | <b>297.815</b>                                   | <b>82.916</b>   | <b>585.316</b> | <b>498.512</b>            | <b>1.174.062</b>               | <b>1.424.227</b>                                 | <b>1.647.712</b>                                      | <b>4.744.513</b> | <b>3.452.670</b>                      | <b>5.329.829</b>                          |

\* No incluye transbordo, pesca, avituallamiento ni tráfico interior  
Transshipment, fish captures, supplies and local traffic not included

3.1.14.52. Non-metallic minerals group

**Fertilizers group**

3.1.14.14. Phosphates

3.1.14.15. Potash

3.1.14.16. Natural and artificial fertilizers

**Chemical products group**

3.1.14.17. Chemical products

**Building materials group**

3.1.14.5. Asphalt

3.1.14.18. Cement and clinker

3.1.14.20. Manufactured building materials

**Agricultural and food products group**

3.1.14.21. Cereals and their flours

3.1.14.22. Soybeans

3.1.14.23. Fruits and vegetables

3.1.14.24. Wines, drinks and spirits

3.1.14.27. Tinned foods

3.1.14.28. Tobacco, cacao, coffee and spices

3.1.14.29. Oils and greases

3.1.14.30. Other foods

**3.1.14.33. Chilled and frozen fish**

3.1.14.37. Animal feed and fodder

**Other goods group**

3.1.14.19. Woods and cork

3.1.14.26. Paper and pulp

3.1.14.31. Machinery, tools and spares

3.1.14.34. Other goods

**Vehicles and transport items group**

3.1.14.32. Vehicles and parts

3.1.14.38. Ro-ro traffic tare weights

3.1.14.39. Containers tare weights

3.1.15. Transhipped goods (tonnes)

3.1.16. Classification of goods by transport facilities used when entering or leaving the port (tonnes)

3.1.17. Foreign and cabotage trade (tonnes)

**3.2. Containers traffic**

**3.3. Ships traffic**

**3.4. Sea passengers and automobiles in transport regime**

**3.5. Statistic breakdown of Ports Authorities**





PORT TRAFFIC > Goods traffic > Categories of goods classification (tonnes) > Agricultural and food products group > Animal feed and fodder

### 3. Port traffic

#### 3.1. Goods traffic

3.1.1. State-Owned Port System traffic general summary

3.1.2. Total port traffic (tonnes)

3.1.3. Other data of traffic (number)

3.1.4. Total traffic by type of operation and navigation (tonnes)

3.1.5. Total traffic by type of operation (tonnes)

3.1.6. Total traffic by type of navigation (tonnes)

3.1.7. Cabotage traffic goods (tonnes)

3.1.8. Foreign traffic goods (tonnes)

3.1.9. Cabotage and foreign traffic goods (tonnes)

3.1.10. Fish captures. Tonnes and value

3.1.11. Supplies and local traffic (tonnes)

3.1.12. World areas of origin and destination of goods (tonnes)

3.1.13. Goods by country (tonnes)

3.1.14. Categories of goods classification (tonnes)

#### Energetic group

3.1.14.1. Crude oil

3.1.14.2. Fueloil

3.1.14.3. Gasoil

3.1.14.4. Petrol

3.1.14.6. Other petroleum products

3.1.14.7. Energetic petroleum gases

3.1.14.12. Steam coal and petroleum coke

3.1.14.35. Natural Gas

3.1.14.51. Biofuel

#### Iron, steel and metallurgical goods group

3.1.14.8. Iron ore

3.1.14.10. Other mineral ores

3.1.14.11. Scrap iron

3.1.14.13. Siderurgical products

3.1.14.36. Other metallurgic products

#### Non-metallic minerals group

3.1.14.25. Salt

### 3.1.14.37. Piensos y forrajes (toneladas)

*Animal feed and fodder (tonnes)*

| Autoridades Portuarias<br>Port Authorities | CABOTAJE<br>CABOTAGE |                           |  |   |                | EXTERIOR<br>FOREIGN  |                           |  |   |                  | TRÁNSITO<br>TOTAL<br>TOTAL<br>TRANSIT | TRÁFICO<br>TOTAL<br>TOTAL<br>TRAFFIC |
|--|----------------------|---------------------------|--|---|----------------|----------------------|---------------------------|--|---|------------------|---------------------------------------|--------------------------------------|
|  | Embarcadas<br>Loaded | Desembarcadas<br>Unloaded | Embarcadas tránsito<br>Loaded<br>Transit | Desembarcadas tránsito<br>Unloaded<br>Transit | Total<br>Total | Embarcadas<br>Loaded | Desembarcadas<br>Unloaded | Embarcadas tránsito<br>Loaded<br>Transit | Desembarcadas tránsito<br>Unloaded<br>Transit | Total<br>Total   |                                       |                                      |
| A Coruña                                   | -                    | -                         | -  | -   | -              | -                    | 992.113                   | -  | -   | 992.113          | -                                     | 992.113                              |
| Alicante                                   | 26.301               | 3.489                     | -  | -   | 29.790         | 251                  | -                         | 167                                      | 167   | 585              | 334                                   | 30.374                               |
| Almería                                    | 164                  | 115                       | -  | -   | 279            | 358                  | 42                        | -  | -   | 400              | -                                     | 679                                  |
| Avilés                                     | -                    | -                         | -  | -   | -              | -                    | 60.872                    | -  | -   | 60.872           | -                                     | 60.872                               |
| Bahía de Algeciras                         | -                    | -                         | 18.280                                   | 16.487  | 34.768         | 83.386               | 7.338                     | 344.280                                  | 334.595                                       | 769.599          | 713.642                               | 804.367                              |
| Bahía de Cádiz                             | 8.094                | 5                         | -  | -   | 8.100          | 8.009                | 158.406                   | -  | -   | 166.416          | -                                     | 174.516                              |
| Baleares                                   | 20.804               | 60.791                    | 55                                       | -   | 81.650         | -                    | -                         | -  | -   | -                | 55                                    | 81.650                               |
| Barcelona                                  | 84.849               | 2.422                     | -  | -   | 87.271         | 1.024.559            | 102.001                   | 222.920                                  | 224.161                                       | 1.573.640        | 447.081                               | 1.660.911                            |
| Bilbao                                     | 29.697               | 2                         | -  | -   | 29.699         | 26.066               | 111.092                   | -  | -   | 137.158          | -                                     | 166.857                              |
| Cartagena                                  | 31.611               | -                         | -  | -   | 31.611         | 33.276               | 600.390                   | -  | -   | 633.666          | -                                     | 665.277                              |
| Castellón                                  | -                    | -                         | -  | -   | -              | 5.736                | 20.909                    | 169                                      | 169   | 26.983           | 338                                   | 26.983                               |
| Ceuta                                      | 26                   | 982                       | -  | -   | 1.008          | -                    | 76                        | -  | -   | 76               | -                                     | 1.084                                |
| Ferrol-San Cibrao                          | -                    | -                         | -  | -   | -              | 251                  | -                         | -  | -   | 251              | -                                     | 251                                  |
| Gijón                                      | 1.965                | -                         | -  | -   | 1.965          | 861                  | 2.422                     | -  | -   | 3.283            | -                                     | 5.248                                |
| Huelva                                     | 40.522               | 14                        | -  | -   | 40.536         | 7.941                | 524.587                   | -  | -   | 532.528          | -                                     | 573.064                              |
| Las Palmas                                 | 35.905               | 173.266                   | 13.159                                   | 13.172  | 235.502        | 548                  | 2.532                     | 34.339                                   | 34.570  | 71.989           | 95.240                                | 307.491                              |
| Málaga                                     | 468                  | 36                        | -  | -   | 504            | 92.463               | 236.383                   | 1.630                                    | 1.619   | 332.095          | 3.249                                 | 332.599                              |
| Marín y Ría de Pontevedra                  | -                    | -                         | -  | -   | -              | 1.297                | 268.505                   | -  | -   | 269.802          | -                                     | 269.802                              |
| Melilla                                    | 261                  | 1.181                     | -  | -   | 1.442          | 27                   | 481                       | -  | -   | 508              | -                                     | 1.950                                |
| Motril                                     | 619                  | 28                        | -  | -   | 647            | 136.869              | -                         | -  | -   | 136.869          | -                                     | 137.516                              |
| Pasaia                                     | -                    | -                         | -  | -   | -              | -                    | 144.117                   | -  | -   | 144.117          | -                                     | 144.117                              |
| Sta. C. de Tenerife                        | 27.112               | 109.130                   | 1.563                                    | 1.673   | 139.478        | -                    | 2.825                     | 26                                       | 26  | 2.877            | 3.288                                 | 142.355                              |
| Santander                                  | 8.479                | -                         | -  | -   | 8.479          | 10.287               | 262.139                   | -  | -   | 272.426          | -                                     | 280.905                              |
| Sevilla                                    | 24.001               | 594                       | -  | -   | 24.595         | 57.103               | 165.129                   | -  | -   | 222.232          | -                                     | 246.827                              |
| Tarragona                                  | 7.655                | 14                        | -  | -   | 7.670          | 45.208               | 1.493.000                 | 6.231                                    | 205   | 1.544.644        | 6.436                                 | 1.552.314                            |
| Valencia                                   | 21.280               | 9.784                     | 8.561                                    | 8.785   | 48.410         | 293.639              | 219.242                   | 184.942                                  | 187.911                                       | 885.734          | 390.199                               | 934.144                              |
| Vigo                                       | 752                  | -                         | -  | -   | 752            | 16.345               | 31.613                    | 48                                       | 48  | 48.054           | 96                                    | 48.806                               |
| Vilagarcía                                 | 813                  | -                         | -  | -   | 813            | -                    | 38.661                    | -  | -   | 38.661           | -                                     | 39.474                               |
| <b>TOTAL</b>                               | <b>371.379</b>       | <b>361.853</b>            | <b>41.618</b>                            | <b>40.117</b>                                 | <b>814.968</b> | <b>1.844.481</b>     | <b>5.444.875</b>          | <b>794.752</b>                           | <b>783.471</b>                                | <b>8.867.578</b> | <b>1.659.958</b>                      | <b>9.682.546</b>                     |

\* No incluye transbordo, pesca, avituallamiento ni tráfico interior  
Transshipment, fish captures, supplies and local traffic not included

3.1.14.52. Non-metallic minerals group

**Fertilizers group**

3.1.14.14. Phosphates

3.1.14.15. Potash

3.1.14.16. Natural and artificial fertilizers

**Chemical products group**

3.1.14.17. Chemical products

**Building materials group**

3.1.14.5. Asphalt

3.1.14.18. Cement and clinker

3.1.14.20. Manufactured building materials

**Agricultural and food products group**

3.1.14.21. Cereals and their flours

3.1.14.22. Soybeans

3.1.14.23. Fruits and vegetables

3.1.14.24. Wines, drinks and spirits

3.1.14.27. Tinned foods

3.1.14.28. Tobacco, cacao, coffee and spices

3.1.14.29. Oils and greases

3.1.14.30. Other foods

3.1.14.33. Chilled and frozen fish

3.1.14.37. Animal feed and fodder

**Other goods group**

3.1.14.19. Woods and cork

3.1.14.26. Paper and pulp

3.1.14.31. Machinery, tools and spares

3.1.14.34. Other goods

**Vehicles and transport items group**

3.1.14.32. Vehicles and parts

3.1.14.38. Ro-ro traffic tare weights

3.1.14.39. Containers tare weights

3.1.15. Transhipped goods (tonnes)

3.1.16. Classification of goods by transport facilities used when entering or leaving the port (tonnes)

3.1.17. Foreign and cabotage trade (tonnes)

**3.2. Containers traffic**

**3.3. Ships traffic**

**3.4. Sea passengers and automobiles in transport regime**

**3.5. Statistic breakdown of Ports Authorities**



PORT TRAFFIC > Goods traffic > Categories of goods classification (tonnes) > Other goods group > Woods and cork

### 3. Port traffic

#### 3.1. Goods traffic

3.1.1. State-Owned Port System traffic general summary

3.1.2. Total port traffic (tonnes)

3.1.3. Other data of traffic (number)

3.1.4. Total traffic by type of operation and navigation (tonnes)

3.1.5. Total traffic by type of operation (tonnes)

3.1.6. Total traffic by type of navigation (tonnes)

3.1.7. Cabotage traffic goods (tonnes)

3.1.8. Foreign traffic goods (tonnes)

3.1.9. Cabotage and foreign traffic goods (tonnes)

3.1.10. Fish captures. Tonnes and value

3.1.11. Supplies and local traffic (tonnes)

3.1.12. World areas of origin and destination of goods (tonnes)

3.1.13. Goods by country (tonnes)

3.1.14. Categories of goods classification (tonnes)

#### Energetic group

3.1.14.1. Crude oil

3.1.14.2. Fueloil

3.1.14.3. Gasoil

3.1.14.4. Petrol

3.1.14.6. Other petroleum products

3.1.14.7. Energetic petroleum gases

3.1.14.12. Steam coal and petroleum coke

3.1.14.35. Natural Gas

3.1.14.51. Biofuel

#### Iron, steel and metallurgical goods group

3.1.14.8. Iron ore

3.1.14.10. Other mineral ores

3.1.14.11. Scrap iron

3.1.14.13. Siderurgical products

3.1.14.36. Other metallurgic products

#### Non-metallic minerals group

3.1.14.25. Salt

### 3.1.14.19. Madera y corcho (toneladas)

*Woods and cork (tonnes)*

| Autoridades Portuarias<br>Port Authorities | CABOTAJE<br>CABOTAGE |                           |  |   |                | EXTERIOR<br>FOREIGN  |                           |  |   |                  | TRÁNSITO<br>TOTAL<br>TOTAL<br>TRANSIT | TRÁFICO<br>TOTAL<br>TOTAL<br>TRAFFIC |
|--|----------------------|---------------------------|--|---|----------------|----------------------|---------------------------|--|---|------------------|---------------------------------------|--------------------------------------|
|  | Embarcadas<br>Loaded | Desembarcadas<br>Unloaded | Embarcadas tránsito<br>Loaded<br>Transit | Desembarcadas tránsito<br>Unloaded<br>Transit | Total<br>Total | Embarcadas<br>Loaded | Desembarcadas<br>Unloaded | Embarcadas tránsito<br>Loaded<br>Transit | Desembarcadas tránsito<br>Unloaded<br>Transit | Total<br>Total   |                                       |                                      |
| A Coruña                                   | -                    | 10                        | -  | -   | 10             | 117.553              | 930                       | -  | 2.613   | 121.097          | 2.613                                 | 121.107                              |
| Alicante                                   | 4.622                | 95                        | -  | -   | 4.717          | 40.731               | 641                       | -  | -   | 41.373           | -                                     | 46.090                               |
| Almería                                    | 8                    | -                         | -  | -   | 8              | 296                  | 535                       | 75                                       | 75  | 981              | 150                                   | 989                                  |
| Avilés                                     | -                    | -                         | -  | -   | -              | -                    | -                         | -  | -   | -                | -                                     | -                                    |
| Bahía de Algeciras                         | 36                   | -                         | 29.367                                   | 75.358  | 104.761        | 35.591               | 42.279                    | 868.955                                  | 832.225                                       | 1.779.051        | 1.805.905                             | 1.883.812                            |
| Bahía de Cádiz                             | 63                   | 1                         | -  | -   | 64             | 21.931               | -                         | -  | -   | 21.931           | -                                     | 21.995                               |
| Baleares                                   | 18.262               | 56.357                    | 15                                       | -   | 74.634         | -                    | 2.842                     | -  | -   | 2.842            | 15                                    | 77.476                               |
| Barcelona                                  | 14.894               | 11.351                    | -  | -   | 26.245         | 17.485               | 22.123                    | 221.450                                  | 219.555                                       | 480.613          | 441.005                               | 506.858                              |
| Bilbao                                     | 1.642                | 413                       | -  | -   | 2.055          | 21.259               | 30.376                    | 44                                       | 65  | 51.744           | 109                                   | 53.799                               |
| Cartagena                                  | -                    | -                         | -  | -   | -              | 41.688               | 1.376                     | -  | -   | 43.064           | -                                     | 43.064                               |
| Castellón                                  | -                    | -                         | -  | -   | -              | 42.409               | -                         | -  | -   | 42.409           | -                                     | 42.409                               |
| Ceuta                                      | -                    | 143                       | -  | -   | 143            | -                    | 18                        | -  | -   | 18               | -                                     | 161                                  |
| Ferrol-San Cibrao                          | 31.203               | -                         | -  | -   | 31.203         | 325.361              | 15.658                    | -  | -   | 341.019          | -                                     | 372.222                              |
| Gijón                                      | 1.411                | -                         | -  | -   | 1.411          | 3.255                | 1.035                     | -  | -   | 4.290            | -                                     | 5.701                                |
| Huelva                                     | 17.223               | 11                        | -  | -   | 17.234         | 58.556               | 624                       | -  | -   | 59.180           | -                                     | 76.414                               |
| Las Palmas                                 | 14.621               | 28.124                    | 4.187                                    | 4.206   | 51.138         | 196                  | 5.952                     | 42.741                                   | 42.832  | 91.721           | 93.966                                | 142.859                              |
| Málaga                                     | 601                  | 1                         | -  | -   | 602            | 2.606                | 2.006                     | 14.538                                   | 12.467  | 31.617           | 27.005                                | 32.219                               |
| Marín y Ría de Pontevedra                  | -                    | 18.046                    | -  | -   | 18.046         | 92.436               | 5.277                     | -  | -   | 97.713           | -                                     | 115.759                              |
| Melilla                                    | -                    | 1.182                     | -  | -   | 1.182          | 238                  | 244                       | -  | -   | 482              | -                                     | 1.664                                |
| Motril                                     | 578                  | -                         | -  | -   | 578            | 362                  | 801                       | -  | -   | 1.163            | -                                     | 1.741                                |
| Pasaia                                     | -                    | 60.573                    | -  | -   | 60.573         | 1.605                | 10.956                    | -  | -   | 12.561           | -                                     | 73.134                               |
| Sta. C. de Tenerife                        | 3.208                | 24.308                    | 1.593                                    | 1.593   | 30.702         | 40                   | 6.158                     | 227                                      | 2.520   | 8.945            | 5.933                                 | 39.647                               |
| Santander                                  | 234                  | -                         | -  | -   | 234            | 14.152               | 17.298                    | 1.132                                    | 1.222   | 33.804           | 2.354                                 | 34.038                               |
| Sevilla                                    | 3.150                | 9                         | -  | -   | 3.159          | 21.239               | 1.443                     | -  | -   | 22.682           | -                                     | 25.841                               |
| Tarragona                                  | -                    | -                         | -  | -   | -              | 25.301               | 718                       | 22                                       | 22  | 26.063           | 44                                    | 26.063                               |
| Valencia                                   | 44.024               | 11.497                    | 6.806                                    | 10.050  | 72.377         | 218.471              | 271.913                   | 326.984                                  | 331.041                                       | 1.148.409        | 674.881                               | 1.220.786                            |
| Vigo                                       | 1.646                | 27                        | -  | -   | 1.673          | 166.480              | 29.020                    | 20                                       | 41  | 195.561          | 61                                    | 197.234                              |
| Vilagarcía                                 | 24.149               | 1.415                     | -  | -   | 25.565         | 158.195              | 2.913                     | -  | -   | 161.109          | -                                     | 186.674                              |
| <b>TOTAL</b>                               | <b>181.575</b>       | <b>213.564</b>            | <b>41.968</b>                            | <b>91.207</b>                                 | <b>528.314</b> | <b>1.427.437</b>     | <b>473.138</b>            | <b>1.476.188</b>                         | <b>1.444.678</b>                              | <b>4.821.441</b> | <b>3.054.041</b>                      | <b>5.349.755</b>                     |

\* No incluye transbordo, pesca, avituallamiento ni tráfico interior  
Transshipment, fish captures, supplies and local traffic not included

3.1.14.52. Non-metallic minerals group

**Fertilizers group**

3.1.14.14. Phosphates

3.1.14.15. Potash

3.1.14.16. Natural and artificial fertilizers

**Chemical products group**

3.1.14.17. Chemical products

**Building materials group**

3.1.14.5. Asphalt

3.1.14.18. Cement and clinker

3.1.14.20. Manufactured building materials

**Agricultural and food products group**

3.1.14.21. Cereals and their flours

3.1.14.22. Soybeans

3.1.14.23. Fruits and vegetables

3.1.14.24. Wines, drinks and spirits

3.1.14.27. Tinned foods

3.1.14.28. Tobacco, cacao, coffee and spices

3.1.14.29. Oils and greases

3.1.14.30. Other foods

3.1.14.33. Chilled and frozen fish

3.1.14.37. Animal feed and fodder

**Other goods group**

**3.1.14.19. Woods and cork**

3.1.14.26. Paper and pulp

3.1.14.31. Machinery, tools and spares

3.1.14.34. Other goods

**Vehicles and transport items group**

3.1.14.32. Vehicles and parts

3.1.14.38. Ro-ro traffic tare weights

3.1.14.39. Containers tare weights

3.1.15. Transhipped goods (tonnes)

3.1.16. Classification of goods by transport facilities used when entering or leaving the port (tonnes)

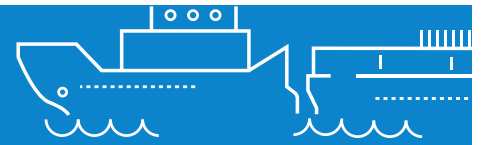
3.1.17. Foreign and cabotage trade (tonnes)

**3.2. Containers traffic**

**3.3. Ships traffic**

**3.4. Sea passengers and automobiles in transport regime**

**3.5. Statistic breakdown of Ports Authorities**



PORT TRAFFIC > Goods traffic > Categories of goods classification (tonnes) > Other goods group > Paper and pulp

3. Port traffic

3.1. Goods traffic

3.1.1. State-Owned Port System traffic general summary

3.1.2. Total port traffic (tonnes)

3.1.3. Other data of traffic (number)

3.1.4. Total traffic by type of operation and navigation (tonnes)

3.1.5. Total traffic by type of operation (tonnes)

3.1.6. Total traffic by type of navigation (tonnes)

3.1.7. Cabotage traffic goods (tonnes)

3.1.8. Foreign traffic goods (tonnes)

3.1.9. Cabotage and foreign traffic goods (tonnes)

3.1.10. Fish captures. Tonnes and value

3.1.11. Supplies and local traffic (tonnes)

3.1.12. World areas of origin and destination of goods (tonnes)

3.1.13. Goods by country (tonnes)

3.1.14. Categories of goods classification (tonnes)

Energetic group

3.1.14.1. Crude oil

3.1.14.2. Fueloil

3.1.14.3. Gasoil

3.1.14.4. Petrol

3.1.14.6. Other petroleum products

3.1.14.7. Energetic petroleum gases

3.1.14.12. Steam coal and petroleum coke

3.1.14.35. Natural Gas

3.1.14.51. Biofuel

Iron, steel and metallurgical goods group

3.1.14.8. Iron ore

3.1.14.10. Other mineral ores

3.1.14.11. Scrap iron

3.1.14.13. Siderurgical products

3.1.14.36. Other metallurgic products

Non-metallic minerals group

3.1.14.25. Salt

**3.1.14.26. Papel y pasta (toneladas)**  
*Paper and pulp (tonnes)*

| Autoridades Portuarias<br>Port Authorities | CABOTAJE<br>CABOTAGE |                           |                                       |  |                | EXTERIOR<br>FOREIGN  |                           |                                       |  |                  | TRÁNSITO<br>TOTAL<br>TRANSIT | TRÁFICO<br>TOTAL<br>TRAFFIC |
|--|----------------------|---------------------------|---------------------------------------|--|----------------|----------------------|---------------------------|---------------------------------------|--|------------------|------------------------------|-----------------------------|
|  | Embarcadas<br>Loaded | Desembarcadas<br>Unloaded | Embarcadas tránsito<br>Loaded Transit | Desembarcadas tránsito<br>Unloaded Transit | Total<br>Total | Embarcadas<br>Loaded | Desembarcadas<br>Unloaded | Embarcadas tránsito<br>Loaded Transit | Desembarcadas tránsito<br>Unloaded Transit | Total<br>Total   |                              |                             |
| A Coruña                                   | -                    | -                         | -                                     | -  | -              | -                    | -                         | -                                     | -  | -                | -                            | -                           |
| Alicante                                   | 4.679                | 19.531                    | -                                     | -  | 24.209         | 1.352                | 30.668                    | 23                                    | 23   | 32.066           | 45                           | 56.275                      |
| Almería                                    | 134                  | 962                       | -                                     | -  | 1.096          | 169                  | 45.576                    | -                                     | -  | 45.745           | -                            | 46.841                      |
| Avilés                                     | -                    | -                         | -                                     | -  | -              | -                    | -                         | -                                     | -  | -                | -                            | -                           |
| Bahía de Algeciras                         | -                    | -                         | 30.884                                | 47.331                                     | 78.215         | 47.774               | 11.304                    | 912.804                               | 897.143                                    | 1.869.025        | 1.888.161                    | 1.947.240                   |
| Bahía de Cádiz                             | 728                  | 26                        | -                                     | -  | 754            | 27                   | -                         | -                                     | -  | 27               | -                            | 781                         |
| Baleares                                   | 54.957               | 16.967                    | 14                                    | -  | 71.938         | -                    | -                         | -                                     | -  | -                | 14                           | 71.938                      |
| Barcelona                                  | 29.700               | 81.563                    | -                                     | -  | 111.263        | 1.260.939            | 210.994                   | 701.058                               | 699.221                                    | 2.872.212        | 1.400.279                    | 2.983.474                   |
| Bilbao                                     | 14.158               | 18.988                    | 25                                    | -  | 33.171         | 163.859              | 222.312                   | -                                     | 10   | 386.181          | 35                           | 419.352                     |
| Cartagena                                  | -                    | -                         | -                                     | -  | -              | 24                   | 150                       | -                                     | -  | 174              | -                            | 174                         |
| Castellón                                  | -                    | -                         | -                                     | -  | -              | 2.161                | 1.376                     | 764                                   | 764  | 5.066            | 1.529                        | 5.066                       |
| Ceuta                                      | 1.559                | 142                       | -                                     | -  | 1.701          | -                    | 7                         | -                                     | -  | 7                | -                            | 1.708                       |
| Ferrol-San Cibrao                          | -                    | -                         | -                                     | -  | -              | 10.014               | 52.228                    | -                                     | -  | 62.242           | -                            | 62.242                      |
| Gijón                                      | -                    | -                         | -                                     | -  | -              | 1.822                | 3.487                     | -                                     | -  | 5.309            | -                            | 5.309                       |
| Huelva                                     | 967                  | 8.194                     | -                                     | -  | 9.161          | -                    | 803                       | -                                     | -  | 803              | -                            | 9.964                       |
| Las Palmas                                 | 91.024               | 48.506                    | 2.529                                 | 2.468                                      | 144.527        | 2.985                | 51.639                    | 91.282                                | 92.620                                     | 238.526          | 188.899                      | 383.053                     |
| Málaga                                     | 404                  | 1.581                     | -                                     | -  | 1.985          | 1.334                | 9.098                     | 9.896                                 | 9.711                                      | 30.039           | 19.607                       | 32.024                      |
| Marín y Ría de Pontevedra                  | -                    | -                         | -                                     | -  | -              | 406.830              | 159                       | -                                     | -  | 406.990          | -                            | 406.990                     |
| Melilla                                    | 2.303                | 752                       | -                                     | -  | 3.055          | -                    | 52                        | -                                     | -  | 52               | -                            | 3.107                       |
| Motril                                     | 216                  | -                         | -                                     | -  | 216            | 749                  | 71.041                    | -                                     | -  | 71.790           | -                            | 72.006                      |
| Pasaia                                     | -                    | 3.958                     | -                                     | -  | 3.958          | -                    | 180.567                   | -                                     | -  | 180.567          | -                            | 184.525                     |
| Sta. C. de Tenerife                        | 78.619               | 45.324                    | 841                                   | 808  | 125.592        | 5.627                | 35.899                    | 3.798                                 | 9.391                                      | 54.715           | 14.838                       | 180.307                     |
| Santander                                  | -                    | -                         | -                                     | -  | -              | 8.208                | 190.558                   | -                                     | -  | 198.766          | -                            | 198.766                     |
| Sevilla                                    | 8.020                | 7.272                     | -                                     | -  | 15.292         | 14                   | 656                       | -                                     | -  | 670              | -                            | 15.962                      |
| Tarragona                                  | 51                   | 1.393                     | -                                     | -  | 1.444          | 30.389               | 308.928                   | 36.188                                | 41.914                                     | 417.420          | 78.102                       | 418.864                     |
| Valencia                                   | 13.023               | 61.186                    | 56.649                                | 19.556                                     | 150.414        | 606.110              | 490.138                   | 740.801                               | 774.331                                    | 2.611.380        | 1.591.337                    | 2.761.794                   |
| Vigo                                       | 7.827                | -                         | -                                     | -  | 7.827          | 12.089               | 2.032                     | 371                                   | 394  | 14.886           | 765                          | 22.713                      |
| Vilagarcía                                 | 273                  | 2                         | -                                     | -  | 275            | 3.775                | 9.149                     | -                                     | -  | 12.924           | -                            | 13.199                      |
| <b>TOTAL</b>                               | <b>308.641</b>       | <b>316.347</b>            | <b>90.942</b>                         | <b>70.163</b>                              | <b>786.093</b> | <b>2.566.252</b>     | <b>1.928.823</b>          | <b>2.496.984</b>                      | <b>2.525.523</b>                           | <b>9.517.581</b> | <b>5.183.611</b>             | <b>10.303.674</b>           |

\* No incluye transbordo, pesca, avituallamiento ni tráfico interior  
*Transshipment, fish captures, supplies and local traffic not included*

3.1.14.52. Non-metallic minerals group

**Fertilizers group**

3.1.14.14. Phosphates

3.1.14.15. Potash

3.1.14.16. Natural and artificial fertilizers

**Chemical products group**

3.1.14.17. Chemical products

**Building materials group**

3.1.14.5. Asphalt

3.1.14.18. Cement and clinker

3.1.14.20. Manufactured building materials

**Agricultural and food products group**

3.1.14.21. Cereals and their flours

3.1.14.22. Soybeans

3.1.14.23. Fruits and vegetables

3.1.14.24. Wines, drinks and spirits

3.1.14.27. Tinned foods

3.1.14.28. Tobacco, cacao, coffee and spices

3.1.14.29. Oils and greases

3.1.14.30. Other foods

3.1.14.33. Chilled and frozen fish

3.1.14.37. Animal feed and fodder

**Other goods group**

3.1.14.19. Woods and cork

**3.1.14.26. Paper and pulp**

3.1.14.31. Machinery, tools and spares

3.1.14.34. Other goods

**Vehicles and transport items group**

3.1.14.32. Vehicles and parts

3.1.14.38. Ro-ro traffic tare weights

3.1.14.39. Containers tare weights

3.1.15. Transhipped goods (tonnes)

3.1.16. Classification of goods by transport facilities used when entering or leaving the port (tonnes)

3.1.17. Foreign and cabotage trade (tonnes)

**3.2. Containers traffic**

**3.3. Ships traffic**

**3.4. Sea passengers and automobiles in transport regime**

**3.5. Statistic breakdown of Ports Authorities**



PORT TRAFFIC > Goods traffic > Categories of goods classification (tonnes) > Other goods group > Machinery, tools and spares

3. Port traffic

3.1. Goods traffic

3.1.1. State-Owned Port System traffic general summary

3.1.2. Total port traffic (tonnes)

3.1.3. Other data of traffic (number)

3.1.4. Total traffic by type of operation and navigation (tonnes)

3.1.5. Total traffic by type of operation (tonnes)

3.1.6. Total traffic by type of navigation (tonnes)

3.1.7. Cabotage traffic goods (tonnes)

3.1.8. Foreign traffic goods (tonnes)

3.1.9. Cabotage and foreign traffic goods (tonnes)

3.1.10. Fish captures. Tonnes and value

3.1.11. Supplies and local traffic (tonnes)

3.1.12. World areas of origin and destination of goods (tonnes)

3.1.13. Goods by country (tonnes)

3.1.14. Categories of goods classification (tonnes)

Energetic group

3.1.14.1. Crude oil

3.1.14.2. Fueloil

3.1.14.3. Gasoil

3.1.14.4. Petrol

3.1.14.6. Other petroleum products

3.1.14.7. Energetic petroleum gases

3.1.14.12. Steam coal and petroleum coke

3.1.14.35. Natural Gas

3.1.14.51. Biofuel

Iron, steel and metallurgical goods group

3.1.14.8. Iron ore

3.1.14.10. Other mineral ores

3.1.14.11. Scrap iron

3.1.14.13. Siderurgical products

3.1.14.36. Other metallurgic products

Non-metallic minerals group

3.1.14.25. Salt

3.1.14.31. Maquinaria, aparatos, herramientas y repuestos (toneladas)  
Machinery, tools and spares (tonnes)

| Autoridades Portuarias Port Authorities | CABOTAJE CABOTAGE |                        |                                    |   |                  | EXTERIOR FOREIGN  |                        |                                    |   |                   | TRÁNSITO TOTAL TOTAL TRANSIT | TRÁFICO TOTAL TOTAL TRAFFIC |
|---|-------------------|------------------------|------------------------------------|---|------------------|-------------------|------------------------|------------------------------------|---|-------------------|------------------------------|-----------------------------|
|   | Embarcadas Loaded | Desembarcadas Unloaded | Embarcadas tránsito Loaded Transit | Desembarcadas tránsito Unloaded Transit | Total Total      | Embarcadas Loaded | Desembarcadas Unloaded | Embarcadas tránsito Loaded Transit | Desembarcadas tránsito Unloaded Transit | Total Total       |                              |                             |
| A Coruña                                | 66                | 137                    | -                                  | -                                       | 203              | 434               | 1.141                  | -                                  | -                                       | 1.575             | -                            | 1.778                       |
| Alicante                                | 17.051            | 2.924                  | 28                                 | 28                                      | 20.030           | 10.051            | 854                    | 101                                | 101                                     | 11.106            | 256                          | 31.136                      |
| Almería                                 | 2.444             | 297                    | -                                  | -                                       | 2.741            | 26.498            | 894                    | -                                  | -                                       | 27.392            | -                            | 30.133                      |
| Avilés                                  | 93                | 349                    | -                                  | -                                       | 442              | 9.342             | 479                    | -                                  | -                                       | 9.821             | -                            | 10.263                      |
| Bahía de Algeciras                      | 17                | 29                     | 69.761                             | 118.574                                 | 188.381          | 182.593           | 362.429                | 1.438.825                          | 1.390.760                               | 3.374.607         | 3.017.920                    | 3.562.988                   |
| Bahía de Cádiz                          | 20.837            | 6.136                  | -                                  | -                                       | 26.973           | 1.578             | 66                     | -                                  | 1.919                                   | 3.563             | 1.919                        | 30.536                      |
| Baleares                                | 113.410           | 688.462                | -                                  | -                                       | 801.872          | 11.980            | 13.739                 | -                                  | 92                                      | 25.811            | 92                           | 827.683                     |
| Barcelona                               | 433.404           | 63.539                 | 2                                  | 1.991                                   | 498.936          | 870.947           | 842.246                | 287.335                            | 293.253                                 | 2.293.781         | 582.582                      | 2.792.717                   |
| Bilbao                                  | 25.817            | 1.732                  | 7                                  | 493                                     | 28.049           | 473.190           | 200.366                | 364                                | 269                                     | 674.189           | 1.133                        | 702.238                     |
| Cartagena                               | 138               | 1                      | -                                  | -                                       | 139              | 5.178             | 12.814                 | -                                  | -                                       | 17.992            | -                            | 18.131                      |
| Castellón                               | -                 | -                      | -                                  | -                                       | -                | 19.946            | 7.988                  | 1.811                              | 1.639                                   | 31.384            | 3.450                        | 31.384                      |
| Ceuta                                   | 2.369             | 2.575                  | -                                  | -                                       | 4.944            | 10                | 425                    | -                                  | -                                       | 435               | -                            | 5.379                       |
| Ferrol-San Cibrao                       | 3                 | 38                     | -                                  | -                                       | 41               | 27.271            | 22.633                 | 196                                | 196                                     | 50.296            | 392                          | 50.337                      |
| Gijón                                   | 775               | 32                     | -                                  | -                                       | 807              | 31.549            | 17.265                 | -                                  | -                                       | 48.814            | -                            | 49.621                      |
| Huelva                                  | 9.396             | 1.516                  | -                                  | -                                       | 10.912           | 2.496             | 1.088                  | -                                  | -                                       | 3.584             | -                            | 14.496                      |
| Las Palmas                              | 41.216            | 94.089                 | 3.257                              | 3.697                                   | 142.259          | 15.353            | 26.310                 | 82.395                             | 84.663                                  | 208.721           | 174.012                      | 350.980                     |
| Málaga                                  | 6.996             | 958                    | -                                  | -                                       | 7.954            | 11.717            | 1.792                  | 12.410                             | 12.282                                  | 38.201            | 24.692                       | 46.155                      |
| Marín y Ría de Pontevedra               | 38                | 1                      | -                                  | -                                       | 39               | 56.085            | 14.520                 | 60                                 | 41                                      | 70.706            | 101                          | 70.745                      |
| Melilla                                 | 1.340             | 10.707                 | -                                  | -                                       | 12.047           | 131               | 3.422                  | -                                  | -                                       | 3.553             | -                            | 15.600                      |
| Motril                                  | 1.651             | 500                    | -                                  | -                                       | 2.151            | 23.849            | 10.425                 | 720                                | 751                                     | 35.745            | 1.471                        | 37.896                      |
| Pasaia                                  | -                 | -                      | -                                  | -                                       | -                | 27.650            | 14.662                 | -                                  | -                                       | 42.312            | -                            | 42.312                      |
| Sta. C. de Tenerife                     | 28.096            | 81.351                 | 1.182                              | 1.291                                   | 111.920          | 2.460             | 11.066                 | 615                                | 288                                     | 14.429            | 3.376                        | 126.349                     |
| Santander                               | 136               | 4                      | -                                  | -                                       | 140              | 61.554            | 66.658                 | 411                                | 411                                     | 129.034           | 822                          | 129.174                     |
| Sevilla                                 | 24.072            | 8.053                  | -                                  | -                                       | 32.125           | 3.668             | 10.566                 | -                                  | -                                       | 14.234            | -                            | 46.359                      |
| Tarragona                               | 1.361             | 158                    | -                                  | -                                       | 1.519            | 15.725            | 8.228                  | 413                                | 436                                     | 24.803            | 849                          | 26.322                      |
| Valencia                                | 308.721           | 69.185                 | 20.544                             | 20.874                                  | 419.324          | 976.120           | 1.029.611              | 755.547                            | 749.950                                 | 3.511.228         | 1.546.915                    | 3.930.552                   |
| Vigo                                    | 1.117             | 408                    | 20                                 | -                                       | 1.545            | 82.297            | 48.789                 | 2.232                              | 2.199                                   | 135.517           | 4.451                        | 137.062                     |
| Vilagarcía                              | 3.377             | 1.434                  | -                                  | -                                       | 4.811            | 499               | 55                     | -                                  | 1                                       | 555               | 1                            | 5.366                       |
| <b>TOTAL</b>                            | <b>1.043.941</b>  | <b>1.034.616</b>       | <b>94.800</b>                      | <b>146.947</b>                          | <b>2.320.305</b> | <b>2.950.171</b>  | <b>2.730.531</b>       | <b>2.583.435</b>                   | <b>2.539.250</b>                        | <b>10.803.387</b> | <b>5.364.433</b>             | <b>13.123.692</b>           |

\* No incluye transbordo, pesca, avituallamiento ni tráfico interior  
Transshipment, fish captures, supplies and local traffic not included

3.1.14.52. Non-metallic minerals group

**Fertilizers group**

3.1.14.14. Phosphates

3.1.14.15. Potash

3.1.14.16. Natural and artificial fertilizers

**Chemical products group**

3.1.14.17. Chemical products

**Building materials group**

3.1.14.5. Asphalt

3.1.14.18. Cement and clinker

3.1.14.20. Manufactured building materials

**Agricultural and food products group**

3.1.14.21. Cereals and their flours

3.1.14.22. Soybeans

3.1.14.23. Fruits and vegetables

3.1.14.24. Wines, drinks and spirits

3.1.14.27. Tinned foods

3.1.14.28. Tobacco, cacao, coffee and spices

3.1.14.29. Oils and greases

3.1.14.30. Other foods

3.1.14.33. Chilled and frozen fish

3.1.14.37. Animal feed and fodder

**Other goods group**

3.1.14.19. Woods and cork

3.1.14.26. Paper and pulp

**3.1.14.31. Machinery, tools and spares**

3.1.14.34. Other goods

**Vehicles and transport items group**

3.1.14.32. Vehicles and parts

3.1.14.38. Ro-ro traffic tare weights

3.1.14.39. Containers tare weights

3.1.15. Transhipped goods (tonnes)

3.1.16. Classification of goods by transport facilities used when entering or leaving the port (tonnes)

3.1.17. Foreign and cabotage trade (tonnes)

**3.2. Containers traffic**

**3.3. Ships traffic**

**3.4. Sea passengers and automobiles in transport regime**

**3.5. Statistic breakdown of Ports Authorities**





PORT TRAFFIC > Goods traffic > Categories of goods classification (tonnes) > Other goods group > Other goods

### 3. Port traffic

#### 3.1. Goods traffic

3.1.1. State-Owned Port System traffic general summary

3.1.2. Total port traffic (tonnes)

3.1.3. Other data of traffic (number)

3.1.4. Total traffic by type of operation and navigation (tonnes)

3.1.5. Total traffic by type of operation (tonnes)

3.1.6. Total traffic by type of navigation (tonnes)

3.1.7. Cabotage traffic goods (tonnes)

3.1.8. Foreign traffic goods (tonnes)

3.1.9. Cabotage and foreign traffic goods (tonnes)

3.1.10. Fish captures. Tonnes and value

3.1.11. Supplies and local traffic (tonnes)

3.1.12. World areas of origin and destination of goods (tonnes)

3.1.13. Goods by country (tonnes)

3.1.14. Categories of goods classification (tonnes)

#### Energetic group

3.1.14.1. Crude oil

3.1.14.2. Fueloil

3.1.14.3. Gasoil

3.1.14.4. Petrol

3.1.14.6. Other petroleum products

3.1.14.7. Energetic petroleum gases

3.1.14.12. Steam coal and petroleum coke

3.1.14.35. Natural Gas

3.1.14.51. Biofuel

#### Iron, steel and metallurgical goods group

3.1.14.8. Iron ore

3.1.14.10. Other mineral ores

3.1.14.11. Scrap iron

3.1.14.13. Siderurgical products

3.1.14.36. Other metallurgic products

#### Non-metallic minerals group

3.1.14.25. Salt

### 3.1.14.34. Resto mercancías (toneladas)

Other goods (tonnes)

| Autoridades Portuarias<br>Port Authorities | CABOTAJE<br>CABOTAGE |                           |  |   |                  | EXTERIOR<br>FOREIGN  |                           |  |   |                   | TRÁNSITO<br>TOTAL<br>TOTAL<br>TRANSIT | TRÁFICO<br>TOTAL<br>TOTAL<br>TRAFFIC |
|--|----------------------|---------------------------|--|---|------------------|----------------------|---------------------------|--|---|-------------------|---------------------------------------|--------------------------------------|
|  | Embarcadas<br>Loaded | Desembarcadas<br>Unloaded | Embarcadas tránsito<br>Loaded<br>Transit | Desembarcadas tránsito<br>Unloaded<br>Transit | Total<br>Total   | Embarcadas<br>Loaded | Desembarcadas<br>Unloaded | Embarcadas tránsito<br>Loaded<br>Transit | Desembarcadas tránsito<br>Unloaded<br>Transit | Total<br>Total    |                                       |                                      |
| A Coruña                                   | -                    | -                         | -  | -   | -                | 3                    | 31                        | -  | -   | 34                | -                                     | 34                                   |
| Alicante                                   | 70.652               | 9.833                     | 7  | 7   | 80.500           | 13.064               | 18.498                    | 621                                      | 621   | 32.804            | 1.256                                 | 113.304                              |
| Almería                                    | 26.003               | 800                       | -  | -   | 26.803           | 33.445               | 10.832                    | -  | -   | 44.277            | -                                     | 71.080                               |
| Avilés                                     | -                    | -                         | -  | -   | -                | 327                  | -                         | -  | -   | 327               | -                                     | 327                                  |
| Bahía de Algeciras                         | 429                  | -                         | 273.981                                  | 158.427                                       | 432.837          | 1.376.782            | 677.541                   | 2.910.406                                | 2.977.039                                     | 7.941.768         | 6.319.853                             | 8.374.605                            |
| Bahía de Cádiz                             | 49.560               | 7.979                     | 2  | -   | 57.542           | 2.221                | 73                        | -  | 40  | 2.334             | 42                                    | 59.876                               |
| Baleares                                   | 383.427              | 1.037.849                 | 611                                      | -   | 1.421.887        | 4.356                | 294                       | -  | -   | 4.650             | 611                                   | 1.426.537                            |
| Barcelona                                  | 590.746              | 123.552                   | 72                                       | 98  | 714.468          | 881.507              | 1.958.148                 | 705.456                                  | 723.669                                       | 4.268.781         | 1.429.296                             | 4.983.249                            |
| Bilbao                                     | 17.448               | 4.255                     | 62                                       | 1   | 21.766           | 260.183              | 338.278                   | 400                                      | -   | 598.861           | 463                                   | 620.627                              |
| Cartagena                                  | 52                   | 17                        | -  | -   | 69               | 86.493               | 12.401                    | -  | -   | 98.894            | -                                     | 98.963                               |
| Castellón                                  | -                    | -                         | -  | -   | -                | 38.288               | 10.549                    | 5.742                                    | 5.522   | 60.102            | 11.264                                | 60.102                               |
| Ceuta                                      | 54.836               | 154.557                   | -  | -   | 209.393          | 201                  | 7.254                     | -  | 55  | 7.510             | 55                                    | 216.902                              |
| Ferrol-San Cibrao                          | 16                   | -                         | -  | -   | 16               | 552                  | 714                       | -  | -   | 1.266             | -                                     | 1.282                                |
| Gijón                                      | 1.614                | 98                        | -  | -   | 1.712            | 25.934               | 16.996                    | -  | -   | 42.930            | -                                     | 44.642                               |
| Huelva                                     | 41.039               | 5.601                     | 18                                       | -   | 46.658           | 3.920                | 19.920                    | -  | -   | 23.840            | 18                                    | 70.498                               |
| Las Palmas                                 | 358.655              | 439.142                   | 60.278                                   | 64.316  | 922.392          | 496.800              | 39.396                    | 147.260                                  | 136.979                                       | 820.436           | 408.833                               | 1.742.828                            |
| Málaga                                     | 13.806               | 7.128                     | -  | -   | 20.934           | 8.096                | 21.820                    | 23.473                                   | 23.664  | 77.053            | 47.137                                | 97.987                               |
| Marín y Ría de Pontevedra                  | 84                   | -                         | -  | -   | 84               | 21.131               | 32.083                    | -  | -   | 53.214            | -                                     | 53.298                               |
| Melilla                                    | 7.521                | 58.411                    | -  | -   | 65.932           | 188                  | 11.509                    | -  | -   | 11.697            | -                                     | 77.629                               |
| Motril                                     | 19.757               | 118                       | -  | -   | 19.875           | 82.629               | 23.262                    | -  | -   | 105.891           | -                                     | 125.766                              |
| Pasaia                                     | -                    | -                         | -  | -   | -                | 337                  | -                         | -  | -   | 337               | -                                     | 337                                  |
| Sta. C. de Tenerife                        | 352.581              | 513.681                   | 4.914                                    | 4.945   | 876.121          | 29.570               | 32.339                    | 815                                      | 1.342   | 64.066            | 12.016                                | 940.187                              |
| Santander                                  | -                    | -                         | -  | -   | -                | 66.277               | 64.414                    | -  | -   | 130.691           | -                                     | 130.691                              |
| Sevilla                                    | 69.764               | 19.158                    | -  | -   | 88.922           | 1.056                | 32.996                    | -  | -   | 34.052            | -                                     | 122.974                              |
| Tarragona                                  | 3.243                | 44.485                    | -  | -   | 47.728           | 64.156               | 64.754                    | 6  | 6   | 128.922           | 12                                    | 176.650                              |
| Valencia                                   | 562.958              | 221.602                   | 83.839                                   | 41.388  | 909.787          | 939.480              | 1.872.744                 | 1.757.142                                | 1.789.680                                     | 6.359.046         | 3.672.049                             | 7.268.833                            |
| Vigo                                       | 2.423                | 547                       | 16                                       | -   | 2.986            | 51.170               | 60.279                    | 2.267                                    | 2.352   | 116.068           | 4.635                                 | 119.054                              |
| Vilagarcía                                 | 12.374               | 6.184                     | -  | -   | 18.558           | 994                  | 193                       | -  | -   | 1.187             | -                                     | 19.745                               |
| <b>TOTAL</b>                               | <b>2.638.990</b>     | <b>2.654.998</b>          | <b>423.801</b>                           | <b>269.182</b>                                | <b>5.986.970</b> | <b>4.489.162</b>     | <b>5.327.318</b>          | <b>5.553.587</b>                         | <b>5.660.969</b>                              | <b>21.031.037</b> | <b>11.907.539</b>                     | <b>27.018.007</b>                    |

\* No incluye transbordo, pesca, avituallamiento ni tráfico interior  
Transshipment, fish captures, supplies and local traffic not included

3.1.14.52. Non-metallic minerals group

**Fertilizers group**

3.1.14.14. Phosphates

3.1.14.15. Potash

3.1.14.16. Natural and artificial fertilizers

**Chemical products group**

3.1.14.17. Chemical products

**Building materials group**

3.1.14.5. Asphalt

3.1.14.18. Cement and clinker

3.1.14.20. Manufactured building materials

**Agricultural and food products group**

3.1.14.21. Cereals and their flours

3.1.14.22. Soybeans

3.1.14.23. Fruits and vegetables

3.1.14.24. Wines, drinks and spirits

3.1.14.27. Tinned foods

3.1.14.28. Tobacco, cacao, coffee and spices

3.1.14.29. Oils and greases

3.1.14.30. Other foods

3.1.14.33. Chilled and frozen fish

3.1.14.37. Animal feed and fodder

**Other goods group**

3.1.14.19. Woods and cork

3.1.14.26. Paper and pulp

3.1.14.31. Machinery, tools and spares

**3.1.14.34. Other goods**

**Vehicles and transport items group**

3.1.14.32. Vehicles and parts

3.1.14.38. Ro-ro traffic tare weights

3.1.14.39. Containers tare weights

3.1.15. Transhipped goods (tonnes)

3.1.16. Classification of goods by transport facilities used when entering or leaving the port (tonnes)

3.1.17. Foreign and cabotage trade (tonnes)

**3.2. Containers traffic**

**3.3. Ships traffic**

**3.4. Sea passengers and automobiles in transport regime**

**3.5. Statistic breakdown of Ports Authorities**



PORT TRAFFIC > Goods traffic > Categories of goods classification (tonnes) > Vehicles and transport items group > Vehicles and parts

3. Port traffic

3.1. Goods traffic

3.1.1. State-Owned Port System traffic general summary

3.1.2. Total port traffic (tonnes)

3.1.3. Other data of traffic (number)

3.1.4. Total traffic by type of operation and navigation (tonnes)

3.1.5. Total traffic by type of operation (tonnes)

3.1.6. Total traffic by type of navigation (tonnes)

3.1.7. Cabotage traffic goods (tonnes)

3.1.8. Foreign traffic goods (tonnes)

3.1.9. Cabotage and foreign traffic goods (tonnes)

3.1.10. Fish captures. Tonnes and value

3.1.11. Supplies and local traffic (tonnes)

3.1.12. World areas of origin and destination of goods (tonnes)

3.1.13. Goods by country (tonnes)

3.1.14. Categories of goods classification (tonnes)

Energetic group

3.1.14.1. Crude oil

3.1.14.2. Fueloil

3.1.14.3. Gasoil

3.1.14.4. Petrol

3.1.14.6. Other petroleum products

3.1.14.7. Energetic petroleum gases

3.1.14.12. Steam coal and petroleum coke

3.1.14.35. Natural Gas

3.1.14.51. Biofuel

Iron, steel and metallurgical goods group

3.1.14.8. Iron ore

3.1.14.10. Other mineral ores

3.1.14.11. Scrap iron

3.1.14.13. Siderurgical products

3.1.14.36. Other metallurgic products

Non-metallic minerals group

3.1.14.25. Salt

3.1.14.32. Vehículos y sus piezas (toneladas)  
Motor vehicles and parts (tonnes)

| Autoridades Portuarias<br>Port Authorities | CABOTAJE<br>CABOTAGE |                           |  |   |                | EXTERIOR<br>FOREIGN  |                           |  |   |                  | TRÁNSITO<br>TOTAL<br>TOTAL<br>TRANSIT | TRÁFICO<br>TOTAL<br>TOTAL<br>TRAFFIC |   |
|--|----------------------|---------------------------|--|---|----------------|----------------------|---------------------------|--|---|------------------|---------------------------------------|--------------------------------------|---|
|  | Embarcadas<br>Loaded | Desembarcadas<br>Unloaded | Embarcadas tránsito<br>Loaded<br>Transit | Desembarcadas tránsito<br>Unloaded<br>Transit | Total<br>Total | Embarcadas<br>Loaded | Desembarcadas<br>Unloaded | Embarcadas tránsito<br>Loaded<br>Transit | Desembarcadas tránsito<br>Unloaded<br>Transit | Total<br>Total   |                                       |                                      |   |
| A Coruña                                   | -                    | -                         | -  | -   | -              | -                    | -                         | -  | -   | -                | -                                     | -                                    | - |
| Alicante                                   | 4.281                | 3.495                     | 3  | 3   | 7.781          | 3.791                | 243                       | 8  | 8   | 4.050            | 21                                    | 11.831                               |   |
| Almería                                    | 1.300                | 27                        | -  | -   | 1.327          | 9.109                | 7                         | -  | -   | 9.116            | -                                     | 10.443                               |   |
| Avilés                                     | -                    | -                         | -  | -   | -              | -                    | -                         | -  | -   | -                | -                                     | -                                    |   |
| Bahía de Algeciras                         | 7                    | -                         | 25.464                                   | 42.542  | 68.012         | 95.183               | 75.588                    | 722.959                                  | 714.159                                       | 1.607.890        | 1.505.124                             | 1.675.902                            |   |
| Bahía de Cádiz                             | 24.329               | 6.063                     | 3  | -   | 30.395         | 256                  | 104                       | -  | -   | 360              | 3                                     | 30.755                               |   |
| Baleares                                   | 84.262               | 122.836                   | -  | -   | 207.098        | 440                  | 594                       | -  | -   | 1.034            | -                                     | 208.132                              |   |
| Barcelona                                  | 127.104              | 36.475                    | -  | 70  | 163.649        | 803.859              | 604.985                   | 245.569                                  | 233.636                                       | 1.888.049        | 479.275                               | 2.051.698                            |   |
| Bilbao                                     | 2.139                | 124                       | -  | 2   | 2.265          | 249.406              | 55.799                    | -  | -   | 305.205          | 2                                     | 307.470                              |   |
| Cartagena                                  | -                    | -                         | -  | -   | -              | 94                   | 4.595                     | -  | -   | 4.689            | -                                     | 4.689                                |   |
| Castellón                                  | -                    | -                         | -  | -   | -              | 2.910                | 200                       | 475                                      | 400   | 3.985            | 874                                   | 3.985                                |   |
| Ceuta                                      | 1.344                | 3.041                     | -  | -   | 4.385          | -                    | 1.967                     | -  | -   | 1.967            | -                                     | 6.352                                |   |
| Ferrol-San Cibrao                          | 1                    | -                         | -  | -   | 1              | 863                  | 40                        | -  | -   | 903              | -                                     | 904                                  |   |
| Gijón                                      | 47                   | 11                        | -  | -   | 58             | 598                  | 686                       | -  | -   | 1.284            | -                                     | 1.342                                |   |
| Huelva                                     | 7.356                | 2.694                     | -  | -   | 10.050         | 43                   | -                         | -  | -   | 43               | -                                     | 10.093                               |   |
| Las Palmas                                 | 45.027               | 104.941                   | 4.968                                    | 5.364   | 160.300        | 4.974                | 12.994                    | 55.789                                   | 55.647  | 129.404          | 121.768                               | 289.704                              |   |
| Málaga                                     | 3.596                | 4.166                     | -  | -   | 7.762          | 2.055                | 82.464                    | 6.338                                    | 6.471   | 97.328           | 12.809                                | 105.090                              |   |
| Marín y Ría de Pontevedra                  | -                    | -                         | -  | -   | -              | 2.065                | 3.791                     | -  | -   | 5.856            | -                                     | 5.856                                |   |
| Melilla                                    | 175                  | 3.972                     | -  | -   | 4.147          | 21                   | 7.239                     | -  | -   | 7.260            | -                                     | 11.407                               |   |
| Motril                                     | 598                  | -                         | -  | -   | 598            | 4.753                | 4.115                     | -  | -   | 8.868            | -                                     | 9.466                                |   |
| Pasaia                                     | -                    | -                         | -  | -   | -              | 423.070              | 25.373                    | 45                                       | 45  | 448.533          | 90                                    | 448.533                              |   |
| Sta. C. de Tenerife                        | 31.041               | 79.949                    | 135                                      | 138   | 111.263        | 1.330                | 10.161                    | 1.450                                    | 2.026   | 14.967           | 3.749                                 | 126.230                              |   |
| Santander                                  | 278                  | -                         | -  | -   | 278            | 439.413              | 308.796                   | 4.352                                    | 4.769   | 757.330          | 9.121                                 | 757.608                              |   |
| Sevilla                                    | 14.530               | 3.244                     | -  | -   | 17.774         | 166                  | 70                        | -  | -   | 236              | -                                     | 18.010                               |   |
| Tarragona                                  | 11.960               | 2.715                     | 2.242                                    | -   | 16.917         | 50.167               | 228.107                   | 760                                      | 3.013   | 282.047          | 6.015                                 | 298.963                              |   |
| Valencia                                   | 45.256               | 46.357                    | 12.813                                   | 20.957  | 125.383        | 1.154.104            | 859.593                   | 424.071                                  | 426.399                                       | 2.864.167        | 884.240                               | 2.989.550                            |   |
| Vigo                                       | 10.705               | 66                        | 380                                      | -   | 11.152         | 577.040              | 163.247                   | 38.956                                   | 49.430  | 828.674          | 88.766                                | 839.826                              |   |
| Vilagarcía                                 | 257                  | 85                        | -  | -   | 342            | 84                   | -                         | -  | -   | 84               | -                                     | 426                                  |   |
| <b>TOTAL</b>                               | <b>415.594</b>       | <b>420.261</b>            | <b>46.008</b>                            | <b>69.075</b>                                 | <b>950.937</b> | <b>3.825.794</b>     | <b>2.450.759</b>          | <b>1.500.773</b>                         | <b>1.496.003</b>                              | <b>9.273.328</b> | <b>3.111.857</b>                      | <b>10.224.265</b>                    |   |

\* No incluye transbordo, pesca, avituallamiento ni tráfico interior  
Transshipment, fish captures, supplies and local traffic not included

3.1.14.52. Non-metallic minerals group

**Fertilizers group**

3.1.14.14. Phosphates

3.1.14.15. Potash

3.1.14.16. Natural and artificial fertilizers

**Chemical products group**

3.1.14.17. Chemical products

**Building materials group**

3.1.14.5. Asphalt

3.1.14.18. Cement and clinker

3.1.14.20. Manufactured building materials

**Agricultural and food products group**

3.1.14.21. Cereals and their flours

3.1.14.22. Soybeans

3.1.14.23. Fruits and vegetables

3.1.14.24. Wines, drinks and spirits

3.1.14.27. Tinned foods

3.1.14.28. Tobacco, cacao, coffee and spices

3.1.14.29. Oils and greases

3.1.14.30. Other foods

3.1.14.33. Chilled and frozen fish

3.1.14.37. Animal feed and fodder

**Other goods group**

3.1.14.19. Woods and cork

3.1.14.26. Paper and pulp

3.1.14.31. Machinery, tools and spares

3.1.14.34. Other goods

**Vehicles and transport items group**

3.1.14.32. Vehicles and parts

3.1.14.38. Ro-ro traffic tare weights

3.1.14.39. Containers tare weights

3.1.15. Transhipped goods (tonnes)

3.1.16. Classification of goods by transport facilities used when entering or leaving the port (tonnes)

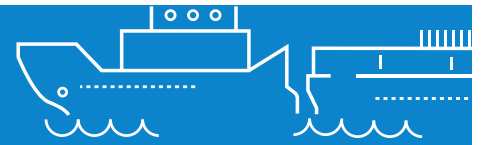
3.1.17. Foreign and cabotage trade (tonnes)

**3.2. Containers traffic**

**3.3. Ships traffic**

**3.4. Sea passengers and automobiles in transport regime**

**3.5. Statistic breakdown of Ports Authorities**



PORT TRAFFIC > Goods traffic > Categories of goods classification (tonnes) > Vehicles and transport items group > Ro-ro traffic tare weights

3. Port traffic

3.1. Goods traffic

3.1.1. State-Owned Port System traffic general summary

3.1.2. Total port traffic (tonnes)

3.1.3. Other data of traffic (number)

3.1.4. Total traffic by type of operation and navigation (tonnes)

3.1.5. Total traffic by type of operation (tonnes)

3.1.6. Total traffic by type of navigation (tonnes)

3.1.7. Cabotage traffic goods (tonnes)

3.1.8. Foreign traffic goods (tonnes)

3.1.9. Cabotage and foreign traffic goods (tonnes)

3.1.10. Fish captures. Tonnes and value

3.1.11. Supplies and local traffic (tonnes)

3.1.12. World areas of origin and destination of goods (tonnes)

3.1.13. Goods by country (tonnes)

3.1.14. Categories of goods classification (tonnes)

Energetic group

3.1.14.1. Crude oil

3.1.14.2. Fueloil

3.1.14.3. Gasoil

3.1.14.4. Petrol

3.1.14.6. Other petroleum products

3.1.14.7. Energetic petroleum gases

3.1.14.12. Steam coal and petroleum coke

3.1.14.35. Natural Gas

3.1.14.51. Biofuel

Iron, steel and metallurgical goods group

3.1.14.8. Iron ore

3.1.14.10. Other mineral ores

3.1.14.11. Scrap iron

3.1.14.13. Siderurgical products

3.1.14.36. Other metallurgic products

Non-metallic minerals group

3.1.14.25. Salt

3.1.14.38. Tara equipamiento ro-ro (toneladas)  
Ro-ro traffic tare weights (tonnes)

| Autoridades Portuarias<br>Port Authorities | CABOTAJE<br>CABOTAGE |                           |  |   |                   | EXTERIOR<br>FOREIGN  |                           |  |   |                  | TRÁNSITO<br>TOTAL<br>TOTAL<br>TRANSIT | TRÁFICO<br>TOTAL<br>TOTAL<br>TRAFFIC |
|--|----------------------|---------------------------|--|---|-------------------|----------------------|---------------------------|--|---|------------------|---------------------------------------|--------------------------------------|
|  | Embarcadas<br>Loaded | Desembarcadas<br>Unloaded | Embarcadas tránsito<br>Loaded<br>Transit | Desembarcadas tránsito<br>Unloaded<br>Transit | Total<br>Total    | Embarcadas<br>Loaded | Desembarcadas<br>Unloaded | Embarcadas tránsito<br>Loaded<br>Transit | Desembarcadas tránsito<br>Unloaded<br>Transit | Total<br>Total   |                                       |                                      |
| A Coruña                                   | -                    | -                         | -  | -   | -                 | -                    | -                         | -  | -   | -                | -                                     | -                                    |
| Alicante                                   | -                    | 58                        | -  | -   | 58                | 1.634                | 1.549                     | -  | -   | 3.182            | -                                     | 3.240                                |
| Almería                                    | 40.713               | 42.456                    | -  | -   | 83.170            | 131.318              | 90.148                    | -  | -   | 221.467          | -                                     | 304.637                              |
| Avilés                                     | -                    | -                         | -  | -   | -                 | -                    | -                         | -  | -   | -                | -                                     | -                                    |
| Bahía de Algeciras                         | 46                   | -                         | 215.638                                  | 214.578                                       | 430.262           | 2.025.718            | 2.008.153                 | 75                                       | 544   | 4.034.491        | 430.836                               | 4.464.753                            |
| Bahía de Cádiz                             | 83.630               | 117.316                   | -  | -   | 200.947           | 2.135                | 475                       | -  | -   | 2.610            | -                                     | 203.557                              |
| Baleares                                   | 3.509.745            | 3.484.236                 | 3.068                                    | -   | 6.997.049         | 89                   | -                         | -  | -   | 89               | 3.068                                 | 6.997.138                            |
| Barcelona                                  | 1.608.492            | 1.567.095                 | -  | 10  | 3.175.597         | 613.780              | 577.755                   | 18.927                                   | 19.433  | 1.229.894        | 38.370                                | 4.405.491                            |
| Bilbao                                     | -                    | -                         | -  | -   | -                 | 180.135              | 131.377                   | -  | -   | 311.512          | -                                     | 311.512                              |
| Cartagena                                  | -                    | -                         | -  | -   | -                 | -                    | -                         | -  | -   | -                | -                                     | -                                    |
| Castellón                                  | -                    | -                         | -  | -   | -                 | 612                  | 56                        | 646                                      | 645   | 1.959            | 1.291                                 | 1.959                                |
| Ceuta                                      | 220.477              | 203.380                   | -  | 6   | 423.863           | 1.317                | 20.742                    | -  | 159   | 22.218           | 165                                   | 446.081                              |
| Ferrol-San Cibrao                          | -                    | 70                        | -  | -   | 70                | 486                  | 454                       | -  | -   | 940              | -                                     | 1.010                                |
| Gijón                                      | -                    | -                         | -  | -   | -                 | -                    | -                         | -  | -   | -                | -                                     | -                                    |
| Huelva                                     | 97.852               | 78.477                    | -  | 1   | 176.330           | -                    | -                         | -  | -   | -                | 1                                     | 176.330                              |
| Las Palmas                                 | 772.416              | 790.850                   | 73.941                                   | 77.478  | 1.714.686         | 126                  | 1.154                     | 41                                       | 39  | 1.361            | 151.499                               | 1.716.047                            |
| Málaga                                     | 110.768              | 107.350                   | -  | -   | 218.118           | 2.754                | 1.823                     | -  | -   | 4.577            | -                                     | 222.695                              |
| Marín y Ría de Pontevedra                  | -                    | -                         | -  | -   | -                 | -                    | -                         | -  | -   | -                | -                                     | -                                    |
| Melilla                                    | 174.211              | 179.860                   | -  | -   | 354.071           | 119                  | 1.230                     | -  | -   | 1.349            | -                                     | 355.420                              |
| Motril                                     | 36.840               | 35.020                    | -  | -   | 71.860            | 99.613               | 108.695                   | -  | -   | 208.308          | -                                     | 280.169                              |
| Pasaia                                     | -                    | 226                       | -  | -   | 226               | 1.349                | 17.874                    | -  | -   | 19.223           | -                                     | 19.449                               |
| Sta. C. de Tenerife                        | 827.506              | 849.264                   | 3.242                                    | 3.195   | 1.683.207         | 26                   | 1.329                     | -  | -   | 1.355            | 6.437                                 | 1.684.562                            |
| Santander                                  | 2.276                | -                         | -  | -   | 2.276             | 221.681              | 202.573                   | -  | 30  | 424.284          | 30                                    | 426.560                              |
| Sevilla                                    | 33.170               | 23.149                    | -  | -   | 56.319            | 39                   | -                         | -  | -   | 39               | -                                     | 56.358                               |
| Tarragona                                  | -                    | -                         | -  | -   | -                 | -                    | -                         | -  | -   | -                | -                                     | -                                    |
| Valencia                                   | 1.655.671            | 1.678.532                 | -  | -   | 3.334.203         | 495.939              | 490.740                   | 14                                       | 9   | 986.702          | 23                                    | 4.320.905                            |
| Vigo                                       | 13                   | -                         | -  | -   | 13                | 62.496               | 60.703                    | 29                                       | 121   | 123.349          | 150                                   | 123.362                              |
| Vilagarcía                                 | -                    | -                         | -  | -   | -                 | -                    | -                         | -  | -   | -                | -                                     | -                                    |
| <b>TOTAL</b>                               | <b>9.173.828</b>     | <b>9.157.340</b>          | <b>295.889</b>                           | <b>295.268</b>                                | <b>18.922.325</b> | <b>3.841.367</b>     | <b>3.716.831</b>          | <b>19.732</b>                            | <b>20.980</b>                                 | <b>7.598.910</b> | <b>631.869</b>                        | <b>26.521.235</b>                    |

\* No incluye transbordo, pesca, avituallamiento ni tráfico interior  
Transshipment, fish captures, supplies and local traffic not included

3.1.14.52. Non-metallic minerals group

**Fertilizers group**

3.1.14.14. Phosphates

3.1.14.15. Potash

3.1.14.16. Natural and artificial fertilizers

**Chemical products group**

3.1.14.17. Chemical products

**Building materials group**

3.1.14.5. Asphalt

3.1.14.18. Cement and clinker

3.1.14.20. Manufactured building materials

**Agricultural and food products group**

3.1.14.21. Cereals and their flours

3.1.14.22. Soybeans

3.1.14.23. Fruits and vegetables

3.1.14.24. Wines, drinks and spirits

3.1.14.27. Tinned foods

3.1.14.28. Tobacco, cacao, coffee and spices

3.1.14.29. Oils and greases

3.1.14.30. Other foods

3.1.14.33. Chilled and frozen fish

3.1.14.37. Animal feed and fodder

**Other goods group**

3.1.14.19. Woods and cork

3.1.14.26. Paper and pulp

3.1.14.31. Machinery, tools and spares

3.1.14.34. Other goods

**Vehicles and transport items group**

3.1.14.32. Vehicles and parts

**3.1.14.38. Ro-ro traffic tare weights**

3.1.14.39. Containers tare weights

3.1.15. Transhipped goods (tonnes)

3.1.16. Classification of goods by transport facilities used when entering or leaving the port (tonnes)

3.1.17. Foreign and cabotage trade (tonnes)

**3.2. Containers traffic**

**3.3. Ships traffic**

**3.4. Sea passengers and automobiles in transport regime**

**3.5. Statistic breakdown of Ports Authorities**



PORT TRAFFIC > Goods traffic > Categories of goods classification (tonnes) > Vehicles and transport items group > Containers tare weights

### 3. Port traffic

#### 3.1. Goods traffic

3.1.1. State-Owned Port System traffic general summary

3.1.2. Total port traffic (tonnes)

3.1.3. Other data of traffic (number)

3.1.4. Total traffic by type of operation and navigation (tonnes)

3.1.5. Total traffic by type of operation (tonnes)

3.1.6. Total traffic by type of navigation (tonnes)

3.1.7. Cabotage traffic goods (tonnes)

3.1.8. Foreign traffic goods (tonnes)

3.1.9. Cabotage and foreign traffic goods (tonnes)

3.1.10. Fish captures. Tonnes and value

3.1.11. Supplies and local traffic (tonnes)

3.1.12. World areas of origin and destination of goods (tonnes)

3.1.13. Goods by country (tonnes)

3.1.14. Categories of goods classification (tonnes)

#### Energetic group

3.1.14.1. Crude oil

3.1.14.2. Fueloil

3.1.14.3. Gasoil

3.1.14.4. Petrol

3.1.14.6. Other petroleum products

3.1.14.7. Energetic petroleum gases

3.1.14.12. Steam coal and petroleum coke

3.1.14.35. Natural Gas

3.1.14.51. Biofuel

#### Iron, steel and metallurgical goods group

3.1.14.8. Iron ore

3.1.14.10. Other mineral ores

3.1.14.11. Scrap iron

3.1.14.13. Siderurgical products

3.1.14.36. Other metallurgic products

#### Non-metallic minerals group

3.1.14.25. Salt

### 3.1.14.39. Tara de contenedores (toneladas)

Containers tare weights (tonnes)

| Autoridades Portuarias<br>Port Authorities | CABOTAJE<br>CABOTAGE      |                                |  |   |                  | EXTERIOR<br>FOREIGN       |                                |  |   |                   | TRÁNSITO<br>TOTAL<br>TOTAL<br>TRANSIT | TRÁFI-<br>CO<br>TOTAL<br>TOTAL<br>TRAFFIC |
|--|---------------------------|--------------------------------|--|---|------------------|---------------------------|--------------------------------|--|---|-------------------|---------------------------------------|---|
|  | Embar-<br>cadas<br>Loaded | Desem-<br>barcadas<br>Unloaded | Embar-<br>cadas<br>tránsito<br>Loaded<br>Transit | Desem-<br>barcadas<br>tránsito<br>Unloaded<br>Transit | Total<br>Total   | Embar-<br>cadas<br>Loaded | Desem-<br>barcadas<br>Unloaded | Embar-<br>cadas<br>tránsito<br>Loaded<br>Transit | Desem-<br>barcadas<br>tránsito<br>Unloaded<br>Transit | Total<br>Total    |                                       |   |
| A Coruña                                   | -                         | -                              | -  | -   | -                | -                         | 12                             | -  | -   | 12                | -                                     | 12  |
| Alicante                                   | 174.243                   | 153.850                        | 147  | 154   | 328.394          | 15.192                    | 30.485                         | 408  | 402   | 46.487            | 1.110                                 | 374.881                                   |
| Almería                                    | 4.639                     | 601                            | 132  | -   | 5.372            | 19.638                    | 25.105                         | 17   | 17  | 44.777            | 166                                   | 50.149                                    |
| Avilés                                     | -                         | -                              | -  | -   | -                | 2                         | -                              | -  | -   | 2                 | -                                     | 2   |
| Bahía de Algeciras                         | 755                       | 45                             | 254.039  | 271.078   | 525.917          | 776.337                   | 668.276                        | 4.210.434  | 4.333.014   | 9.988.061         | 9.068.565                             | 10.513.978                                |
| Bahía de Cádiz                             | 49.306                    | 49.855                         | 456  | -   | 99.617           | 9.278                     | 11.474                         | 1.259  | -   | 22.011            | 1.715                                 | 121.628                                   |
| Baleares                                   | 125.351                   | 132.523                        | 43   | -   | 257.917          | 50                        | 128                            | -  | -   | 178               | 43                                    | 258.095                                   |
| Barcelona                                  | 238.969                   | 230.706                        | 96   | 3.074   | 472.845          | 1.827.617                 | 1.645.462                      | 1.378.149  | 1.509.800   | 6.361.029         | 2.891.120                             | 6.833.874                                 |
| Bilbao                                     | 50.503                    | 98.858                         | 1.283  | 339   | 150.983          | 583.193                   | 520.303                        | 448  | 1.923   | 1.105.867         | 3.993                                 | 1.256.851                                 |
| Cartagena                                  | 24.363                    | 3.904                          | -  | -   | 28.267           | 46.897                    | 64.244                         | -  | 270   | 111.411           | 270                                   | 139.678                                   |
| Castellón                                  | 973                       | 5.810                          | 4  | -   | 6.787            | 209.838                   | 200.512                        | 7.960  | 7.504   | 425.813           | 15.468                                | 432.601                                   |
| Ceuta                                      | 14.850                    | 14.351                         | -  | -   | 29.201           | 493                       | 5.789                          | -  | 35  | 6.317             | 35                                    | 35.518                                    |
| Ferrol-San Cibrao                          | 221                       | 489                            | -  | -   | 710              | 8.705                     | 8.478                          | -  | -   | 17.183            | -                                     | 17.893                                    |
| Gijón                                      | 6.381                     | 34.381                         | -  | -   | 40.762           | 74.477                    | 44.026                         | 2  | -   | 118.505           | 2                                     | 159.267                                   |
| Huelva                                     | 61.998                    | 68.651                         | 9  | -   | 130.658          | 29.462                    | 2.127                          | 9  | -   | 31.598            | 18                                    | 162.256                                   |
| Las Palmas                                 | 546.287                   | 530.576                        | 35.042   | 35.379  | 1.147.285        | 108.314                   | 124.621                        | 599.115  | 621.640   | 1.453.691         | 1.291.176                             | 2.600.976                                 |
| Málaga                                     | 15.669                    | 13.849                         | 234  | -   | 29.752           | 32.938                    | 20.265                         | 181.310  | 182.223   | 416.736           | 363.767                               | 446.488                                   |
| Marin y Ria de Pontevedra                  | 10.634                    | 1.757                          | -  | -   | 12.391           | 68.184                    | 73.695                         | 2.035  | 8.463   | 152.377           | 10.498                                | 164.768                                   |
| Melilla                                    | 19.129                    | 11.770                         | -  | -   | 30.899           | 365                       | 7.087                          | -  | -   | 7.452             | -                                     | 38.351                                    |
| Motril                                     | -                         | -                              | -  | -   | -                | 898                       | 1.329                          | -  | -   | 2.227             | -                                     | 2.227                                     |
| Pasaia                                     | -                         | -                              | -  | -   | -                | -                         | -                              | -  | -   | -                 | -                                     | -   |
| Sta. C. de Tenerife                        | 436.465                   | 414.793                        | 6.623  | 6.789   | 864.670          | 20.611                    | 66.721                         | 6.144  | 8.488   | 101.964           | 28.044                                | 966.634                                   |
| Santander                                  | -                         | -                              | -  | -   | -                | 14.228                    | 13.088                         | -  | 5   | 27.321            | 5                                     | 27.321                                    |
| Sevilla                                    | 145.796                   | 158.115                        | -  | -   | 303.911          | 2.347                     | 6.090                          | -  | -   | 8.437             | -                                     | 312.348                                   |
| Tarragona                                  | 11.845                    | 7.100                          | -  | -   | 18.945           | 34.904                    | 47.636                         | 64   | 56  | 82.660            | 120                                   | 101.605                                   |
| Valencia                                   | 252.179                   | 203.699                        | 143.291  | 120.303   | 719.472          | 2.336.772                 | 2.308.590                      | 2.801.908  | 2.926.585   | 10.373.855        | 5.992.087                             | 11.093.327                                |
| Vigo                                       | 18.176                    | 13.735                         | 89   | 4   | 32.004           | 164.390                   | 172.613                        | 9.450  | 9.306   | 355.759           | 18.849                                | 387.763                                   |
| Vilagarcía                                 | 44.011                    | 44.096                         | 4  | 90  | 88.201           | 1.732                     | 1.772                          | -  | -   | 3.504             | 94                                    | 91.706                                    |
| <b>TOTAL</b>                               | <b>2.252.743</b>          | <b>2.193.516</b>               | <b>441.493</b>                                   | <b>437.209</b>  | <b>5.324.962</b> | <b>6.386.864</b>          | <b>6.069.928</b>               | <b>9.198.712</b>                                 | <b>9.609.731</b>                                      | <b>31.265.235</b> | <b>19.687.145</b>                     | <b>36.590.196</b>                         |

\* No incluye transbordo, pesca, avituallamiento ni tráfico interior  
Transshipment, fish captures, supplies and local traffic not included

3.1.14.52. Non-metallic minerals group

**Fertilizers group**

3.1.14.14. Phosphates

3.1.14.15. Potash

3.1.14.16. Natural and artificial fertilizers

**Chemical products group**

3.1.14.17. Chemical products

**Building materials group**

3.1.14.5. Asphalt

3.1.14.18. Cement and clinker

3.1.14.20. Manufactured building materials

**Agricultural and food products group**

3.1.14.21. Cereals and their flours

3.1.14.22. Soybeans

3.1.14.23. Fruits and vegetables

3.1.14.24. Wines, drinks and spirits

3.1.14.27. Tinned foods

3.1.14.28. Tobacco, cacao, coffee and spices

3.1.14.29. Oils and greases

3.1.14.30. Other foods

3.1.14.33. Chilled and frozen fish

3.1.14.37. Animal feed and fodder

**Other goods group**

3.1.14.19. Woods and cork

3.1.14.26. Paper and pulp

3.1.14.31. Machinery, tools and spares

3.1.14.34. Other goods

**Vehicles and transport items group**

3.1.14.32. Vehicles and parts

3.1.14.38. Ro-ro traffic tare weights

**3.1.14.39. Containers tare weights**

3.1.15. Transhipped goods (tonnes)

3.1.16. Classification of goods by transport facilities used when entering or leaving the port (tonnes)

3.1.17. Foreign and cabotage trade (tonnes)

**3.2. Containers traffic**

**3.3. Ships traffic**

**3.4. Sea passengers and automobiles in transport regime**

**3.5. Statistic breakdown of Ports Authorities**





PORT TRAFFIC > Goods traffic > Transhipped goods (tonnes)

### 3. Port traffic

#### 3.1. Goods traffic

3.1.1. State-Owned Port System traffic general summary

3.1.2. Total port traffic (tonnes)

3.1.3. Other data of traffic (number)

3.1.4. Total traffic by type of operation and navigation (tonnes)

3.1.5. Total traffic by type of operation (tonnes)

3.1.6. Total traffic by type of navigation (tonnes)

3.1.7. Cabotage traffic goods (tonnes)

3.1.8. Foreign traffic goods (tonnes)

3.1.9. Cabotage and foreign traffic goods (tonnes)

3.1.10. Fish captures. Tonnes and value

3.1.11. Supplies and local traffic (tonnes)

3.1.12. World areas of origin and destination of goods (tonnes)

3.1.13. Goods by country (tonnes)

3.1.14. Categories of goods classification (tonnes)

#### 3.1.15. Transhipped goods (tonnes)

3.1.16. Classification of goods by transport facilities used when entering or leaving the port (tonnes)

3.1.17. Foreign and cabotage trade (tonnes)

#### 3.2. Containers traffic

#### 3.3. Ships traffic

3.4. Sea passengers and automobiles in transport regime

3.5. Statistic breakdown of Ports Authorities

### 3.1.15. Mercancías transbordadas (toneladas) Transhipped goods (tonnes)

| Autoridades Portuarias<br>Port Authorities | CABOTAJE Y EXTERIOR<br>CABOTAGE AND FOREIGN |                                |                                    | Total<br>Total |
|--|---|--------------------------------|------------------------------------|----------------|
|  | Graneles líquidos<br>Liquid bulk            | Graneles sólidos<br>Solid bulk | Mercancía general<br>General cargo |                |
| A Coruña                                   | -   | -                              | -                                  | -              |
| Alicante                                   | -   | -                              | -                                  | -              |
| Almería                                    | -   | -                              | -                                  | -              |
| Avilés                                     | -   | -                              | -                                  | -              |
| Bahía de Algeciras                         | 865   | -                              | 11.000                             | 11.865         |
| Bahía de Cádiz                             | -   | -                              | 12.205                             | 12.205         |
| Baleares                                   | -   | -                              | -                                  | -              |
| Barcelona                                  | -   | -                              | -                                  | -              |
| Bilbao                                     | -   | -                              | -                                  | -              |
| Cartagena                                  | 132.550                                     | -                              | -                                  | 132.550        |
| Castellón                                  | -   | -                              | -                                  | -              |
| Ceuta                                      | -   | -                              | 10                                 | 10             |
| Ferrol-San Cibrao                          | -   | -                              | -                                  | -              |
| Gijón                                      | -   | -                              | -                                  | -              |
| Huelva                                     | -   | -                              | -                                  | -              |
| Las Palmas                                 | -   | -                              | 558                                | 558            |
| Málaga                                     | 3.774                                       | -                              | -                                  | 3.774          |
| Marín y Ría de Pontevedra                  | -   | -                              | -                                  | -              |
| Melilla                                    | -   | -                              | -                                  | -              |
| Motril                                     | -   | -                              | 157                                | 157            |
| Pasaia                                     | -   | -                              | -                                  | -              |
| Sta. C. de Tenerife                        | 41.299                                      | -                              | 715                                | 42.014         |
| Santander                                  | -   | -                              | -                                  | -              |
| Sevilla                                    | -   | -                              | -                                  | -              |
| Tarragona                                  | 107.542                                     | -                              | -                                  | 107.542        |
| Valencia                                   | -   | -                              | -                                  | -              |
| Vigo                                       | -   | -                              | -                                  | -              |
| Vilagarcía                                 | -   | -                              | -                                  | -              |
| <b>TOTAL</b>                               | <b>286.030</b>                              | <b>-</b>                       | <b>24.645</b>                      | <b>310.675</b> |



PORT TRAFFIC > Goods traffic > Classification of goods by transport facilities used when entering or leaving the port (tonnes)

3. Port traffic

3.1. Goods traffic

3.1.1. State-Owned Port System traffic general summary

3.1.2. Total port traffic (tonnes)

3.1.3. Other data of traffic (number)

3.1.4. Total traffic by type of operation and navigation (tonnes)

3.1.5. Total traffic by type of operation (tonnes)

3.1.6. Total traffic by type of navigation (tonnes)

3.1.7. Cabotage traffic goods (tonnes)

3.1.8. Foreign traffic goods (tonnes)

3.1.9. Cabotage and foreign traffic goods (tonnes)

3.1.10. Fish captures. Tonnes and value

3.1.11. Supplies and local traffic (tonnes)

3.1.12. World areas of origin and destination of goods (tonnes)

3.1.13. Goods by country (tonnes)

3.1.14. Categories of goods classification (tonnes)

3.1.15. Transhipped goods (tonnes)

3.1.16. Classification of goods by transport facilities used when entering or leaving the port (tonnes)

3.1.17. Foreign and cabotage trade (tonnes)

3.2. Containers traffic

3.3. Ships traffic

3.4. Sea passengers and automobiles in transport regime

3.5. Statistic breakdown of Ports Authorities

3.1.16. Clasificación de las mercancías por el medio de transporte de entrada o salida del puerto (toneladas)

Classification of goods by transport facilities used when entering or leaving the port (tonnes)

| Autoridades Portuarias<br>Port Authorities | FERROCARRIL<br>RAILWAY |                           |                   | CARRETERA<br>ROAD    |                           |                    |
|--|------------------------|---------------------------|-------------------|----------------------|---------------------------|--------------------|
|  | Embarcadas<br>Loaded   | Desembarcadas<br>Unloaded | Total<br>Total    | Embarcadas<br>Loaded | Desembarcadas<br>Unloaded | Total<br>Total     |
| A Coruña                                   | 128.465                | 245.413                   | 373.878           | 1.359.402            | 3.025.097                 | 4.384.500          |
| Alicante                                   | 39.740                 | -                         | 39.740            | 2.062.743            | 786.875                   | 2.849.618          |
| Almería                                    | -                      | -                         | -                 | 2.778.487            | 928.459                   | 3.706.947          |
| Avilés                                     | 99.292                 | 300.550                   | 399.842           | 1.795.273            | 1.427.263                 | 3.222.535          |
| Bahía de Algeciras                         | 30.471                 | 57.983                    | 88.454            | 7.752.395            | 6.819.166                 | 14.571.561         |
| Bahía de Cádiz                             | -                      | -                         | -                 | 1.293.176            | 1.572.449                 | 2.865.625          |
| Baleares                                   | -                      | -                         | -                 | 4.844.804            | 10.120.551                | 14.965.355         |
| Barcelona                                  | 2.158.619              | 1.065.413                 | 3.224.032         | 17.246.443           | 18.844.910                | 36.091.352         |
| Bilbao                                     | 826.743                | 1.103.816                 | 1.930.559         | 7.787.271            | 6.232.022                 | 14.019.293         |
| Cartagena                                  | -                      | -                         | -                 | 3.027.493            | 5.273.294                 | 8.300.787          |
| Castellón                                  | -                      | -                         | -                 | 3.714.421            | 6.265.691                 | 9.980.111          |
| Ceuta                                      | -                      | -                         | -                 | 310.561              | 546.143                   | 856.705            |
| Ferrol-San Cibrao                          | -                      | 6.852                     | 6.852             | 1.500.527            | 5.494.062                 | 6.994.588          |
| Gijón                                      | 84.949                 | 1.003.175                 | 1.088.124         | 2.830.676            | 4.032.062                 | 6.862.739          |
| Huelva                                     | 103.372                | 95.836                    | 199.208           | 3.064.517            | 3.504.979                 | 6.569.497          |
| Las Palmas                                 | -                      | -                         | -                 | 3.562.918            | 5.661.755                 | 9.224.673          |
| Málaga                                     | 1.269                  | -                         | 1.269             | 1.336.523            | 1.140.081                 | 2.476.605          |
| Marín y Ría de Pontevedra                  | -                      | 298.234                   | 298.234           | 841.992              | 1.264.648                 | 2.106.641          |
| Melilla                                    | -                      | -                         | -                 | 219.813              | 639.062                   | 858.875            |
| Motril                                     | -                      | -                         | -                 | 905.545              | 754.160                   | 1.659.705          |
| Pasaia                                     | 154.532                | 59.902                    | 214.434           | 1.198.236            | 1.754.709                 | 2.952.945          |
| Sta. C. de Tenerife                        | -                      | -                         | -                 | 2.866.966            | 4.535.527                 | 7.402.492          |
| Santander                                  | 741.316                | 262.608                   | 1.003.924         | 2.016.206            | 3.431.886                 | 5.448.092          |
| Sevilla                                    | 158.948                | -                         | 158.948           | 1.708.567            | 2.488.950                 | 4.197.517          |
| Tarragona                                  | 40.557                 | 615.294                   | 655.851           | 1.240.520            | 7.692.194                 | 8.932.714          |
| Valencia                                   | 1.504.297              | 1.571.614                 | 3.075.911         | 23.026.679           | 16.192.800                | 39.219.479         |
| Vigo                                       | -                      | -                         | -                 | 1.949.006            | 1.972.213                 | 3.921.219          |
| Vilagarcía                                 | 14.139                 | -                         | 14.139            | 501.071              | 798.006                   | 1.299.078          |
| <b>TOTAL</b>                               | <b>6.086.709</b>       | <b>6.686.690</b>          | <b>12.773.399</b> | <b>102.742.233</b>   | <b>123.199.016</b>        | <b>225.941.249</b> |

| Autoridades Portuarias<br>Port Authorities | TUBERÍA<br>PIPE      |                           |                | OTROS MEDIOS<br>OTHER |                           |                | SIN TRANSPORTE TERRESTRE (1)<br>WITHOUT LAND TRANSPORT |                           |                |
|--|----------------------|---------------------------|----------------|-----------------------|---------------------------|----------------|--|---------------------------|----------------|
|  | Embarcadas<br>Loaded | Desembarcadas<br>Unloaded | Total<br>Total | Embarcadas<br>Loaded  | Desembarcadas<br>Unloaded | Total<br>Total | Embarcadas<br>Loaded                                   | Desembarcadas<br>Unloaded | Total<br>Total |
| A Coruña                                   | 2.208.012            | 6.441.872                 | 8.649.884      | -                     | -                         | -              | -  | 42.793                    | 42.793         |
| Alicante                                   | -                    | -                         | -              | -                     | -                         | -              | 3.397  | 3.397                     | 6.794          |
| Almería                                    | -                    | -                         | -              | 762.478               | 1.087.741                 | 1.850.220      | 248  | 116                       | 364            |
| Avilés                                     | 276.161              | 138.292                   | 414.452        | 4.500                 | 1.022.350                 | 1.026.850      | 24.061   | -                         | 24.061         |
| Bahía de Algeciras                         | 3.842.132            | 12.357.544                | 16.199.676     | -                     | 336.603                   | 336.603        | 37.209.488   | 36.476.269                | 73.685.757     |
| Bahía de Cádiz                             | 679.569              | 652.309                   | 1.331.878      | -                     | -                         | -              | 64.573   | 80.156                    | 144.729        |
| Baleares                                   | -                    | 1.545.438                 | 1.545.438      | -                     | -                         | -              | 5.694  | 7.204                     | 12.898         |

|                           |                   |                    |                    |                  |                   |                   |                   |                   |                    |
|---------------------------|-------------------|--------------------|--------------------|------------------|-------------------|-------------------|-------------------|-------------------|--------------------|
| Barcelona                 | 12.657            | 4.116.557          | 4.129.214          | -                | -                 | -                 | 11.074.856        | 11.438.630        | 22.513.486         |
| Bilbao                    | 3.394.882         | 13.986.328         | 17.381.210         | -                | -                 | -                 | 374.478           | 1.740.750         | 2.115.228          |
| Cartagena                 | 5.844.815         | 19.768.404         | 25.613.219         | -                | -                 | -                 | 26.060            | 158.879           | 184.939            |
| Castellón                 | 3.441.475         | 7.160.375          | 10.601.850         | -                | -                 | -                 | 59.336            | 55.914            | 115.250            |
| Ceuta                     | 30.493            | 841.768            | 872.261            | -                | -                 | -                 | -                 | 421               | 421                |
| Ferrol-San Cibrao         | 28.043            | 590.080            | 618.123            | 891.883          | 2.625.812         | 3.517.695         | 16.155            | 16.155            | 32.310             |
| Gijón                     | 31.912            | 82.529             | 114.441            | 519.756          | 7.982.046         | 8.501.802         | 803.823           | -                 | 803.823            |
| Huelva                    | 7.422.129         | 15.920.438         | 23.342.567         | -                | -                 | -                 | 1.759.518         | 1.705.966         | 3.465.484          |
| Las Palmas                | 103.353           | 1.228.525          | 1.331.878          | -                | -                 | -                 | 5.239.670         | 8.373.159         | 13.612.829         |
| Málaga                    | -                 | -                  | -                  | -                | -                 | -                 | 501.010           | 507.259           | 1.008.269          |
| Marín y Ría de Pontevedra | -                 | -                  | -                  | -                | -                 | -                 | 13.597            | 20.014            | 33.611             |
| Melilla                   | -                 | -                  | -                  | -                | -                 | -                 | -                 | -                 | -                  |
| Motril                    | -                 | 1.075.667          | 1.075.667          | -                | -                 | -                 | 720               | 909               | 1.629              |
| Pasaia                    | -                 | -                  | -                  | -                | -                 | -                 | 15.272            | 15.272            | 30.544             |
| Sta. C. de Tenerife       | 1.331.428         | 3.429.138          | 4.760.566          | -                | -                 | -                 | 109.179           | 168.923           | 278.102            |
| Santander                 | -                 | 64.346             | 64.346             | -                | -                 | -                 | 23.038            | 17.528            | 40.566             |
| Sevilla                   | -                 | -                  | -                  | -                | -                 | -                 | -                 | -                 | -                  |
| Tarragona                 | 4.346.528         | 15.495.094         | 19.841.622         | -                | -                 | -                 | 1.652.720         | 1.625.088         | 3.277.808          |
| Valencia                  | -                 | 1.724.431          | 1.724.431          | -                | -                 | -                 | 18.263.674        | 18.444.244        | 36.707.918         |
| Vigo                      | -                 | -                  | -                  | -                | -                 | -                 | 116.426           | 126.899           | 243.325            |
| Vilagarcía                | -                 | -                  | -                  | -                | -                 | -                 | 2.089             | 113               | 2.202              |
| <b>TOTAL</b>              | <b>32.993.588</b> | <b>106.619.135</b> | <b>139.612.723</b> | <b>2.178.617</b> | <b>13.054.552</b> | <b>15.233.170</b> | <b>77.359.082</b> | <b>81.026.057</b> | <b>158.385.140</b> |

<sup>(1)</sup> Incluye tránsito y transbordo marítimo  
*Maritime transit and transshipment included*

\* No incluye pesca, avituallamiento, tráfico interior ni tránsito terrestre  
*Fish captures, supplies, local traffic and land transit not included*



PORT TRAFFIC > Goods traffic > Foreign and cabotage trade (tonnes)

### 3. Port traffic

#### 3.1. Goods traffic

3.1.1. State-Owned Port System traffic general summary

3.1.2. Total port traffic (tonnes)

3.1.3. Other data of traffic (number)

3.1.4. Total traffic by type of operation and navigation (tonnes)

3.1.5. Total traffic by type of operation (tonnes)

3.1.6. Total traffic by type of navigation (tonnes)

3.1.7. Cabotage traffic goods (tonnes)

3.1.8. Foreign traffic goods (tonnes)

3.1.9. Cabotage and foreign traffic goods (tonnes)

3.1.10. Fish captures. Tonnes and value

3.1.11. Supplies and local traffic (tonnes)

3.1.12. World areas of origin and destination of goods (tonnes)

3.1.13. Goods by country (tonnes)

3.1.14. Categories of goods classification (tonnes)

3.1.15. Transhipped goods (tonnes)

3.1.16. Classification of goods by transport facilities used when entering or leaving the port (tonnes)

#### 3.1.17. Foreign and cabotage trade (tonnes)

#### 3.2. Containers traffic

#### 3.3. Ships traffic

#### 3.4. Sea passengers and automobiles in transport regime

#### 3.5. Statistic breakdown of Ports Authorities

### 3.1.17. Comercio exterior y nacional (toneladas)

Foreign and domestic trade (tonnes)

| Autoridades Portuarias<br>Port Authorities | COMERCIO EXTERIOR <sup>(1)</sup><br>FOREIGN TRADE |                             |                                    |                    |                               |                             |                                    |                   |                    | COMERCIO NACIONAL <sup>(2)</sup><br>DOMESTIC TRADE |
|--|---|-----------------------------|------------------------------------|--------------------|-------------------------------|-----------------------------|------------------------------------|-------------------|--------------------|--|
|  | Importaciones<br>Imported                         |                             |                                    |                    | Exportaciones<br>Exported     |                             |                                    |                   | TOTAL TOTAL        | TOTAL TOTAL  |
|  | Granel líquido<br>Liquid bulk                     | Granel sólido<br>Solid bulk | Mercancía general<br>General cargo | Total Total        | Granel líquido<br>Liquid bulk | Granel sólido<br>Solid bulk | Mercancía general<br>General cargo | Total Total       |                    |  |
| A Coruña                                   | 5.601.737   | 2.559.042                   | 563.242                            | 8.724.022          | 1.613.333                     | 571.801                     | 428.097                            | 2.613.231         | 11.337.253         | 2.070.997  |
| Alicante                                   | 29.754  | 310.102                     | 112.567                            | 452.423            | -                             | 1.120.435                   | 175.150                            | 1.295.585         | 1.748.008          | 764.340  |
| Almería                                    | 12.264  | 1.248.871                   | 338.751                            | 1.599.887          | 29.426                        | 2.476.430                   | 326.924                            | 2.832.780         | 4.432.667          | 769.880  |
| Avilés                                     | 352.538   | 1.884.879                   | 564.867                            | 2.802.283          | 230.462                       | 703.363                     | 926.146                            | 1.859.971         | 4.662.254          | 401.423  |
| Bahía de Algeciras                         | 12.356.679  | 744.501                     | 3.781.747                          | 16.882.927         | 3.144.338                     | -                           | 4.892.181                          | 8.036.519         | 24.919.446         | 785.652  |
| Bahía de Cádiz                             | -   | 1.018.025                   | 88.143                             | 1.106.169          | 81.368                        | 662.176                     | 105.514                            | 849.059           | 1.955.228          | 668.297  |
| Baleares                                   | 285.646   | 85.446                      | 17.524                             | 388.617            | 1.932                         | 22.294                      | 22.839                             | 47.066            | 435.683            | 8.828.908  |
| Barcelona                                  | 8.725.578   | 2.205.455                   | 7.193.258                          | 18.124.291         | 220.244                       | 1.729.609                   | 10.211.418                         | 12.161.271        | 30.285.563         | 4.849.160  |
| Bilbao                                     | 15.782.940  | 2.031.538                   | 3.936.958                          | 21.751.437         | 3.323.770                     | 2.545.940                   | 4.136.853                          | 10.006.564        | 31.758.002         | 2.096.855  |
| Cartagena                                  | 18.502.708  | 4.417.975                   | 553.398                            | 23.474.081         | 4.706.576                     | 2.097.736                   | 542.434                            | 7.346.746         | 30.820.827         | 2.953.770  |
| Castellón                                  | 6.699.647   | 5.674.407                   | 216.670                            | 12.590.724         | 1.450.251                     | 1.195.778                   | 2.244.113                          | 4.890.141         | 17.480.866         | 2.683.295  |
| Ceuta                                      | 281.471   | 2.800                       | 26.457                             | 310.728            | 30.493                        | -                           | 324                                | 30.817            | 341.546            | 906.021  |
| Ferrol-San Cibrao                          | 1.838.251   | 6.674.731                   | 116.511                            | 8.629.493          | 362.429                       | 1.320.707                   | 591.564                            | 2.274.700         | 10.904.193         | 214.163  |
| Gijón                                      | 226.977   | 11.319.320                  | 510.144                            | 12.056.442         | 12.852                        | 1.529.424                   | 1.190.528                          | 2.732.805         | 14.789.247         | 1.526.288  |
| Huelva                                     | 15.056.639  | 3.209.521                   | 20.752                             | 18.286.912         | 3.937.433                     | 1.852.072                   | 267.333                            | 6.056.838         | 24.343.750         | 5.429.684  |
| Las Palmas                                 | 1.462.965   | 296.944                     | 420.734                            | 2.180.643          | 226.153                       | 4.361                       | 642.900                            | 873.414           | 3.054.057          | 7.305.963  |
| Málaga                                     | 38.169  | 751.147                     | 179.733                            | 969.049            | 41.831                        | 668.153                     | 210.349                            | 920.333           | 1.889.381          | 283.077  |
| Marín y Ría de Pontevedra                  | 7   | 863.257                     | 574.019                            | 1.437.283          | -                             | 15.715                      | 747.248                            | 762.963           | 2.200.245          | 50.366   |
| Melilla                                    | -   | -                           | 41.752                             | 41.752             | -                             | -                           | 2.559                              | 2.559             | 44.311             | 420.857  |
| Motril                                     | 303.579   | 145.267                     | 225.078                            | 673.924            | 12.162                        | 473.138                     | 210.655                            | 695.955           | 1.369.880          | 1.083.099  |
| Pasaia                                     | -   | 859.772                     | 858.332                            | 1.718.104          | -                             | 144.024                     | 1.207.395                          | 1.351.419         | 3.069.523          | 78.407   |
| Sta. C. de Tenerife                        | 1.079.443   | 173.571                     | 306.770                            | 1.559.783          | 328.863                       | 10.832                      | 51.491                             | 391.186           | 1.950.969          | 7.595.374  |
| Santander                                  | 190.359   | 2.385.767                   | 909.051                            | 3.485.177          | 129.167                       | 1.139.181                   | 1.193.631                          | 2.461.979         | 5.947.156          | 115.360  |
| Sevilla                                    | 283.209   | 1.640.485                   | 180.119                            | 2.103.813          | -                             | 566.061                     | 446.076                            | 1.012.137         | 3.115.950          | 871.809  |
| Tarragona                                  | 14.312.786  | 7.028.204                   | 1.184.674                          | 22.525.664         | 2.836.645                     | 774.971                     | 345.788                            | 3.957.404         | 26.483.068         | 2.845.634  |
| Valencia                                   | 2.306.738   | 1.607.105                   | 9.996.095                          | 13.909.938         | 235.600                       | 519.338                     | 15.483.942                         | 16.238.880        | 30.148.818         | 4.448.881  |
| Vigo                                       | 46.770  | 80.166                      | 1.329.684                          | 1.456.619          | -                             | -                           | 1.612.574                          | 1.612.574         | 3.069.193          | 359.899  |
| Vilagarcía                                 | 178.960   | 292.490                     | 167.566                            | 639.016            | 1.521                         | 108.698                     | 155.166                            | 265.385           | 904.402            | 317.205  |
| <b>TOTAL</b>                               | <b>105.955.816</b>                                | <b>59.510.789</b>           | <b>34.414.597</b>                  | <b>199.881.203</b> | <b>22.956.850</b>             | <b>22.252.239</b>           | <b>48.371.193</b>                  | <b>93.580.282</b> | <b>293.461.485</b> | <b>60.724.664</b>                                  |

<sup>(1)</sup> Mercancías descargadas/cargadas (excluyendo tránsito, taras y transbordo) cuyo país de origen/destino sea distinto a España

Unloaded/loaded goods (transit, tare weights and transhipment not included) which country of origin/destination is different from Spain

<sup>(2)</sup> Mercancías descargadas/cargadas (excluyendo tránsito, taras y transbordo) con origen y destino España

Unloaded/loaded goods (transit, tare weights and transhipment not included) with origin and destination Spain

| Autoridades Portuarias<br>Port Authorities | TRÁNSITO SIN TARAS *<br>TRANSIT. TARE WEIGHTS NOT INCLUDED |                             |                                    |             | TARAS DE EQUIPAMIENTOS<br>TARE WEIGHT OF CONTAINERS OR RO-RO UNITS | TRANSBOR-DO<br>TRANSHIPMENT | PESCA. AVITUALLAMIENTO Y TRÁFICO INTERIOR<br>FISH, SUPPLIES AND LOCAL TRAFFIC | TOTAL TRÁFICO PORTUARIO<br>TOTAL PORT TRAFFIC |
|--|--|-----------------------------|------------------------------------|-------------|--|-----------------------------|---|---|
|  | Granel líquido<br>Liquid bulk                              | Granel sólido<br>Solid bulk | Mercancía general<br>General cargo | Total Total |  |                             |   |   |

|                           |                   |                  |                    |                    |                   |                |                   |                    |
|---------------------------|-------------------|------------------|--------------------|--------------------|-------------------|----------------|-------------------|--------------------|
| A Coruña                  | -                 | 40.180           | 2.613              | 42.793             | 12                | -              | 245.773           | 13.696.828         |
| Alicante                  | -                 | -                | 5.684              | 5.684              | 378.121           | -              | 22.860            | 2.919.012          |
| Almería                   | -                 | -                | 199                | 199                | 354.784           | -              | 82.073            | 5.639.604          |
| Avilés                    | -                 | 24.061           | -                  | 24.061             | 2                 | -              | 58.286            | 5.146.026          |
| Bahía de Algeciras        | 14.377.398        | 147.243          | 49.661.716         | 64.186.357         | 14.978.731        | 11.865         | 4.533.001         | 109.415.052        |
| Bahía de Cádiz            | 1.250.510         | 125.698          | 5.110              | 1.381.318          | 325.184           | 12.205         | 101.160           | 4.443.392          |
| Baleares                  | -                 | -                | 2.674              | 2.674              | 7.256.426         | -              | 288.476           | 16.812.167         |
| Barcelona                 | 5.941.012         | -                | 13.642.985         | 19.583.997         | 11.239.365        | -              | 1.735.300         | 67.693.385         |
| Bilbao                    | 3.569             | -                | 19.503             | 23.072             | 1.568.361         | -              | 114.732           | 35.561.022         |
| Cartagena                 | 52.120            | -                | -                  | 52.120             | 139.678           | 132.550        | 183.196           | 34.282.141         |
| Castellón                 | -                 | 1.200            | 97.290             | 98.490             | 434.560           | -              | 23.641            | 20.720.852         |
| Ceuta                     | -                 | -                | 212                | 212                | 481.598           | 10             | 772.585           | 2.501.972          |
| Ferrol-San Cibrao         | -                 | 31.918           | 391                | 32.309             | 18.903            | -              | 13.816            | 11.183.384         |
| Gijón                     | -                 | 896.126          | -                  | 896.126            | 159.268           | -              | 21.090            | 17.392.019         |
| Huelva                    | 3.201.871         | 263.528          | 67                 | 3.465.466          | 337.856           | -              | 236.970           | 33.813.726         |
| Las Palmas                | 3.802.485         | 59               | 5.689.240          | 9.491.784          | 4.317.018         | 558            | 2.520.963         | 26.690.343         |
| Málaga                    | -                 | -                | 640.728            | 640.728            | 669.183           | 3.774          | 103.852           | 3.589.995          |
| Marín y Ría de Pontevedra | -                 | -                | 23.107             | 23.107             | 164.768           | -              | 33.221            | 2.471.707          |
| Melilla                   | -                 | -                | -                  | -                  | 393.707           | -              | 4.626             | 863.501            |
| Motril                    | -                 | -                | 1.471              | 1.471              | 282.394           | 157            | 38.517            | 2.775.518          |
| Pasaia                    | -                 | -                | 30.544             | 30.544             | 19.449            | -              | 46.999            | 3.244.922          |
| Sta. C. de Tenerife       | 9.614             | 2                | 191.991            | 201.607            | 2.651.196         | 42.014         | 652.874           | 13.094.034         |
| Santander                 | -                 | 28.225           | 12.306             | 40.531             | 453.881           | -              | 29.305            | 6.586.233          |
| Sevilla                   | -                 | -                | -                  | -                  | 368.706           | -              | 37.199            | 4.393.664          |
| Tarragona                 | 1.292.312         | 1.785.366        | 92.468             | 3.170.145          | 101.605           | 107.542        | 94.081            | 32.802.076         |
| Valencia                  | 331.222           | 313              | 30.384.273         | 30.715.808         | 15.414.232        | -              | 335.816           | 81.063.555         |
| Vigo                      | -                 | -                | 224.328            | 224.328            | 511.125           | -              | 222.665           | 4.387.209          |
| Vilagarcía                | 2.063             | -                | 44                 | 2.107              | 91.705            | -              | 5.283             | 1.320.702          |
| <b>TOTAL</b>              | <b>30.264.175</b> | <b>3.343.919</b> | <b>100.728.944</b> | <b>134.337.038</b> | <b>63.111.819</b> | <b>310.675</b> | <b>12.558.360</b> | <b>564.504.040</b> |

\* Sin taras de equipamiento  
Tare weights not included



PORT TRAFFIC > Containers traffic > Containers of 20' or more (number) > Cabotage traffic

### 3. Port traffic

#### 3.1. Goods traffic

#### 3.2. Containers traffic

##### 3.2.1. Containers of 20' or more (number)

##### 3.2.1.1. Cabotage traffic

##### 3.2.1.2. Foreign traffic

##### 3.2.1.3. Cabotage and foreign traffic

#### 3.2.2. T.E.U. containers

##### 3.2.3. Containers of 20' or more in transit (number)

##### 3.2.4. T.E.U. containers in transit (number)

#### 3.3. Ships traffic

#### 3.4. Sea passengers and automobiles in transport regime

#### 3.5. Statistic breakdown of Ports Authorities

### 3.2.1.1. Cabotaje

*Cabotage traffic*

| Autoridades Portuarias<br>Port Authorities | EMBARCADOS<br>LOADED |                 |                | DESEMBARCADOS<br>UNLOADED |                 |                | TOTAL<br>TOTAL      |                 |                  |
|--|----------------------|-----------------|----------------|---------------------------|-----------------|----------------|---------------------|-----------------|------------------|
|  | Con carga<br>Filled  | Vacios<br>Empty | Total<br>Total | Con carga<br>Loaded       | Vacios<br>Empty | Total<br>Total | Con carga<br>Loaded | Vacios<br>Empty | Total<br>Total   |
| A Coruña                                   | -                    | -               | -              | -                         | -               | -              | -                   | -               | -                |
| Alicante                                   | 39.216               | 4.076           | 43.292         | 7.838                     | 31.042          | 38.880         | 47.054              | 35.118          | 82.172           |
| Almería                                    | 48                   | 1.625           | 1.673          | 26                        | 186             | 212            | 74                  | 1.811           | 1.885            |
| Avilés                                     | -                    | -               | -              | -                         | -               | -              | -                   | -               | -                |
| Bahía de Algeciras                         | 69.353               | 7.890           | 77.243         | 76.621                    | 5.877           | 82.498         | 145.974             | 13.767          | 159.741          |
| Bahía de Cádiz                             | 12.612               | 230             | 12.842         | 1.727                     | 11.513          | 13.240         | 14.339              | 11.743          | 26.082           |
| Baleares                                   | 10.078               | 20.796          | 30.874         | 33.029                    | 595             | 33.624         | 43.107              | 21.391          | 64.498           |
| Barcelona                                  | 54.101               | 8.275           | 62.376         | 14.342                    | 45.567          | 59.909         | 68.443              | 53.842          | 122.285          |
| Bilbao                                     | 12.771               | 1.579           | 14.350         | 2.411                     | 24.871          | 27.282         | 15.182              | 26.450          | 41.632           |
| Cartagena                                  | 665                  | 6.635           | 7.300          | 66                        | 1.132           | 1.198          | 731                 | 7.767           | 8.498            |
| Castellón                                  | 1                    | 262             | 263            | -                         | 2.649           | 2.649          | 1                   | 2.911           | 2.912            |
| Ceuta                                      | 2.516                | 1.108           | 3.624          | 569                       | 2.254           | 2.823          | 3.085               | 3.362           | 6.447            |
| Ferrol-San Cibrao                          | 26                   | 1               | 27             | 1                         | 172             | 173            | 27                  | 173             | 200              |
| Gijón                                      | 1.012                | 946             | 1.958          | 57                        | 10.622          | 10.679         | 1.069               | 11.568          | 12.637           |
| Huelva                                     | 15.253               | 93              | 15.346         | 1.757                     | 15.319          | 17.076         | 17.010              | 15.412          | 32.422           |
| Las Palmas                                 | 39.691               | 110.269         | 149.960        | 137.020                   | 5.861           | 142.881        | 176.711             | 116.130         | 292.841          |
| Málaga                                     | 3.399                | 526             | 3.925          | 606                       | 3.000           | 3.606          | 4.005               | 3.526           | 7.531            |
| Marín y Ría de Pontevedra                  | 14                   | 2.561           | 2.575          | 577                       | 30              | 607            | 591                 | 2.591           | 3.182            |
| Melilla                                    | 631                  | 4.497           | 5.128          | 2.815                     | 18              | 2.833          | 3.446               | 4.515           | 7.961            |
| Motril                                     | -                    | -               | -              | -                         | -               | -              | -                   | -               | -                |
| Pasaia                                     | -                    | -               | -              | -                         | -               | -              | -                   | -               | -                |
| Sta. C. de Tenerife                        | 28.844               | 78.141          | 106.985        | 94.013                    | 5.204           | 99.217         | 122.857             | 83.345          | 206.202          |
| Santander                                  | -                    | -               | -              | -                         | -               | -              | -                   | -               | -                |
| Sevilla                                    | 35.175               | 905             | 36.080         | 5.806                     | 33.342          | 39.148         | 40.981              | 34.247          | 75.228           |
| Tarragona                                  | 1.540                | 2.190           | 3.730          | 701                       | 1.192           | 1.893          | 2.241               | 3.382           | 5.623            |
| Valencia                                   | 90.697               | 23.010          | 113.707        | 51.865                    | 45.149          | 97.014         | 142.562             | 68.159          | 210.721          |
| Vigo                                       | 1.808                | 2.791           | 4.599          | 300                       | 3.435           | 3.735          | 2.108               | 6.226           | 8.334            |
| Vilagarcía                                 | 10.875               | 272             | 11.147         | 1.950                     | 9.353           | 11.303         | 12.825              | 9.625           | 22.450           |
| <b>TOTAL</b>                               | <b>430.326</b>       | <b>278.678</b>  | <b>709.004</b> | <b>434.097</b>            | <b>258.383</b>  | <b>692.480</b> | <b>864.423</b>      | <b>537.061</b>  | <b>1.401.484</b> |

\* Incluye tránsito.  
Transit included.



PORT TRAFFIC > Containers traffic > Containers of 20' or more (number) > Foreign traffic

### 3. Port traffic

#### 3.1. Goods traffic

#### 3.2. Containers traffic

##### 3.2.1. Containers of 20' or more (number)

##### 3.2.1.1. Cabotage traffic

##### 3.2.1.2. Foreign traffic

##### 3.2.1.3. Cabotage and foreign traffic

#### 3.2.2. T.E.U. containers

#### 3.2.3. Containers of 20' or more in transit (number)

#### 3.2.4. T.E.U. containers in transit (number)

### 3.3. Ships traffic

#### 3.4. Sea passengers and automobiles in transport regime

#### 3.5. Statistic breakdown of Ports Authorities

### 3.2.1.2. Exterior Foreign traffic

| Autoridades Portuarias<br>Port Authorities | EMBARCADOS<br>LOADED |                 |                  | DESEMBARCADOS<br>UNLOADED |                  |                  | TOTAL<br>TOTAL      |                  |                  |
|--|----------------------|-----------------|------------------|---------------------------|------------------|------------------|---------------------|------------------|------------------|
|  | Con carga<br>Filled  | Vacios<br>Empty | Total<br>Total   | Con carga<br>Loaded       | Vacios<br>Empty  | Total<br>Total   | Con carga<br>Loaded | Vacios<br>Empty  | Total<br>Total   |
| A Coruña                                   | -                    | -               | -                | 5                         | 1                | 6                | 5                   | 1                | 6                |
| Alicante                                   | 3.427                | 335             | 3.762            | 4.557                     | 3.126            | 7.683            | 7.984               | 3.461            | 11.445           |
| Almería                                    | 7.559                | 6               | 7.565            | 8.398                     | 1.234            | 9.632            | 15.957              | 1.240            | 17.197           |
| Avilés                                     | 2                    | -               | 2                | -                         | -                | -                | 2                   | -                | 2                |
| Bahía de Algeciras                         | 1.302.935            | 208.859         | 1.511.794        | 1.257.076                 | 258.300          | 1.515.376        | 2.560.011           | 467.159          | 3.027.170        |
| Bahía de Cádiz                             | 3.700                | 615             | 4.315            | 110                       | 4.076            | 4.186            | 3.810               | 4.691            | 8.501            |
| Baleares                                   | 20                   | -               | 20               | 45                        | -                | 45               | 65                  | -                | 65               |
| Barcelona                                  | 762.533              | 165.702         | 928.235          | 698.473                   | 224.878          | 923.351          | 1.461.006           | 390.580          | 1.851.586        |
| Bilbao                                     | 166.420              | 6.449           | 172.869          | 103.094                   | 51.691           | 154.785          | 269.514             | 58.140           | 327.654          |
| Cartagena                                  | 15.226               | 44              | 15.270           | 16.341                    | 4.542            | 20.883           | 31.567              | 4.586            | 36.153           |
| Castellón                                  | 90.657               | 2.246           | 92.903           | 8.336                     | 80.085           | 88.421           | 98.993              | 82.331           | 181.324          |
| Ceuta                                      | 6                    | 147             | 153              | 1.266                     | 14               | 1.280            | 1.272               | 161              | 1.433            |
| Ferrol-San Cibrao                          | 2.125                | 186             | 2.311            | 1.249                     | 1.034            | 2.283            | 3.374               | 1.220            | 4.594            |
| Gijón                                      | 24.752               | 1.023           | 25.775           | 14.864                    | 1.705            | 16.569           | 39.616              | 2.728            | 42.344           |
| Huelva                                     | 6.835                | 20              | 6.855            | 365                       | 202              | 567              | 7.200               | 222              | 7.422            |
| Las Palmas                                 | 131.457              | 39.416          | 170.873          | 143.662                   | 29.957           | 173.619          | 275.119             | 69.373           | 344.492          |
| Málaga                                     | 23.825               | 36.539          | 60.364           | 18.651                    | 39.383           | 58.034           | 42.476              | 75.922           | 118.398          |
| Marín y Ría de Pontevedra                  | 14.809               | 3.398           | 18.207           | 19.217                    | 2.117            | 21.334           | 34.026              | 5.515            | 39.541           |
| Melilla                                    | 122                  | 4               | 126              | 2.321                     | -                | 2.321            | 2.443               | 4                | 2.447            |
| Motril                                     | 112                  | 10              | 122              | 141                       | 44               | 185              | 253                 | 54               | 307              |
| Pasaia                                     | -                    | -               | -                | -                         | -                | -                | -                   | -                | -                |
| Sta. C. de Tenerife                        | 4.227                | 3.798           | 8.025            | 21.047                    | 166              | 21.213           | 25.274              | 3.964            | 29.238           |
| Santander                                  | 3.639                | 574             | 4.213            | 3.531                     | 157              | 3.688            | 7.170               | 731              | 7.901            |
| Sevilla                                    | 547                  | 43              | 590              | 1.291                     | 146              | 1.437            | 1.838               | 189              | 2.027            |
| Tarragona                                  | 9.266                | 1.226           | 10.492           | 8.159                     | 6.211            | 14.370           | 17.425              | 7.437            | 24.862           |
| Valencia                                   | 1.342.067            | 292.968         | 1.635.035        | 1.182.084                 | 470.458          | 1.652.542        | 2.524.151           | 763.426          | 3.287.577        |
| Vigo                                       | 52.625               | 6.152           | 58.777           | 49.779                    | 10.092           | 59.871           | 102.404             | 16.244           | 118.648          |
| Vilagarcía                                 | 402                  | 89              | 491              | 407                       | -                | 407              | 809                 | 89               | 898              |
| <b>TOTAL</b>                               | <b>3.969.295</b>     | <b>769.849</b>  | <b>4.739.144</b> | <b>3.564.062</b>          | <b>1.189.619</b> | <b>4.754.088</b> | <b>7.533.764</b>    | <b>1.959.468</b> | <b>9.493.232</b> |

\* Incluye tránsito.  
Transit included.



PORT TRAFFIC > Containers traffic > Containers of 20' or more (number) > Cabotage and foreign traffic

### 3. Port traffic

#### 3.1. Goods traffic

#### 3.2. Containers traffic

##### 3.2.1. Containers of 20' or more (number)

##### 3.2.1.1. Cabotage traffic

##### 3.2.1.2. Foreign traffic

##### 3.2.1.3. Cabotage and foreign traffic

#### 3.2.2. T.E.U. containers

#### 3.2.3. Containers of 20' or more in transit (number)

#### 3.2.4. T.E.U. containers in transit (number)

### 3.3. Ships traffic

#### 3.4. Sea passengers and automobiles in transport regime

#### 3.5. Statistic breakdown of Ports Authorities

### 3.2.1.3. Cabotaje más exterior

*Cabotage and foreign traffic*

| Autoridades Portuarias<br>Port Authorities | EMBARCADOS<br>LOADED |                  |                  | DESEMBARCADOS<br>UNLOADED |                  |                  | TOTAL<br>TOTAL      |                  |                   |
|--|----------------------|------------------|------------------|---------------------------|------------------|------------------|---------------------|------------------|-------------------|
|  | Con carga<br>Filled  | Vacios<br>Empty  | Total<br>Total   | Con carga<br>Loaded       | Vacios<br>Empty  | Total<br>Total   | Con carga<br>Loaded | Vacios<br>Empty  | Total<br>Total    |
| A Coruña                                   | -                    | -                | -                | 5                         | 1                | 6                | 5                   | 1                | 6                 |
| Alicante                                   | 42.643               | 4.411            | 47.054           | 12.395                    | 34.168           | 46.563           | 55.038              | 38.579           | 93.617            |
| Almería                                    | 7.607                | 1.631            | 9.238            | 8.424                     | 1.420            | 9.844            | 16.031              | 3.051            | 19.082            |
| Avilés                                     | 2                    | -                | 2                | -                         | -                | -                | 2                   | -                | 2                 |
| Bahía de Algeciras                         | 1.372.288            | 216.749          | 1.589.037        | 1.333.697                 | 264.177          | 1.597.874        | 2.705.985           | 480.926          | 3.186.911         |
| Bahía de Cádiz                             | 16.312               | 845              | 17.157           | 1.837                     | 15.589           | 17.426           | 18.149              | 16.434           | 34.583            |
| Baleares                                   | 10.098               | 20.796           | 30.894           | 33.074                    | 595              | 33.669           | 43.172              | 21.391           | 64.563            |
| Barcelona                                  | 816.634              | 173.977          | 990.611          | 712.815                   | 270.445          | 983.260          | 1.529.449           | 444.422          | 1.973.871         |
| Bilbao                                     | 179.191              | 8.028            | 187.219          | 105.505                   | 76.562           | 182.067          | 284.696             | 84.590           | 369.286           |
| Cartagena                                  | 15.891               | 6.679            | 22.570           | 16.407                    | 5.674            | 22.081           | 32.298              | 12.353           | 44.651            |
| Castellón                                  | 90.658               | 2.508            | 93.166           | 8.336                     | 82.734           | 91.070           | 98.994              | 85.242           | 184.236           |
| Ceuta                                      | 2.522                | 1.255            | 3.777            | 1.835                     | 2.268            | 4.103            | 4.357               | 3.523            | 7.880             |
| Ferrol-San Cibrao                          | 2.151                | 187              | 2.338            | 1.250                     | 1.206            | 2.456            | 3.401               | 1.393            | 4.794             |
| Gijón                                      | 25.764               | 1.969            | 27.733           | 14.921                    | 12.327           | 27.248           | 40.685              | 14.296           | 54.981            |
| Huelva                                     | 22.088               | 113              | 22.201           | 2.122                     | 15.521           | 17.643           | 24.210              | 15.634           | 39.844            |
| Las Palmas                                 | 171.148              | 149.685          | 320.833          | 280.682                   | 35.818           | 316.500          | 451.830             | 185.503          | 637.333           |
| Málaga                                     | 27.224               | 37.065           | 64.289           | 19.257                    | 42.383           | 61.640           | 46.481              | 79.448           | 125.929           |
| Marín y Ría de Pontevedra                  | 14.823               | 5.959            | 20.782           | 19.794                    | 2.147            | 21.941           | 34.617              | 8.106            | 42.723            |
| Melilla                                    | 753                  | 4.501            | 5.254            | 5.136                     | 18               | 5.154            | 5.889               | 4.519            | 10.408            |
| Motril                                     | 112                  | 10               | 122              | 141                       | 44               | 185              | 253                 | 54               | 307               |
| Pasaia                                     | -                    | -                | -                | -                         | -                | -                | -                   | -                | -                 |
| Sta. C. de Tenerife                        | 33.071               | 81.939           | 115.010          | 115.060                   | 5.370            | 120.430          | 148.131             | 87.309           | 235.440           |
| Santander                                  | 3.639                | 574              | 4.213            | 3.531                     | 157              | 3.688            | 7.170               | 731              | 7.901             |
| Sevilla                                    | 35.722               | 948              | 36.670           | 7.097                     | 33.488           | 40.585           | 42.819              | 34.436           | 77.255            |
| Tarragona                                  | 10.806               | 3.416            | 14.222           | 8.860                     | 7.403            | 16.263           | 19.666              | 10.819           | 30.485            |
| Valencia                                   | 1.432.764            | 315.978          | 1.748.742        | 1.233.949                 | 515.607          | 1.749.556        | 2.666.713           | 831.585          | 3.498.298         |
| Vigo                                       | 54.433               | 8.943            | 63.376           | 50.079                    | 13.527           | 63.606           | 104.512             | 22.470           | 126.982           |
| Vilagarcía                                 | 11.277               | 361              | 11.638           | 2.357                     | 9.353            | 11.710           | 13.634              | 9.714            | 23.348            |
| <b>TOTAL</b>                               | <b>4.399.621</b>     | <b>1.048.527</b> | <b>5.448.148</b> | <b>3.998.566</b>          | <b>1.448.002</b> | <b>5.446.568</b> | <b>8.398.187</b>    | <b>2.496.529</b> | <b>10.894.716</b> |

\* Incluye tránsito.  
Transit included.





PORT TRAFFIC > Containers traffic > T.E.U. containers > Cabotage traffic

### 3. Port traffic

#### 3.1. Goods traffic

#### 3.2. Containers traffic

3.2.1. Containers of 20' or more (number)

3.2.2. T.E.U. containers

#### 3.2.2.1. Cabotage traffic

3.2.2.2. Foreign traffic

3.2.2.3. Cabotage and foreign traffic

3.2.3. Containers of 20' or more in transit (number)

3.2.4. T.E.U. containers in transit (number)

#### 3.3. Ships traffic

3.4. Sea passengers and automobiles in transport regime

3.5. Statistic breakdown of Ports Authorities

### 3.2.2.1. Cabotaje Cabotage traffic

| Autoridades Portuarias<br>Port Authorities | EMBARCADOS<br>LOADED |                 |                  | DESEMBARCADOS<br>UNLOADED |                 |                  | TOTAL<br>TOTAL      |                 |                  |
|--|----------------------|-----------------|------------------|---------------------------|-----------------|------------------|---------------------|-----------------|------------------|
|  | Con carga<br>Filled  | Vacios<br>Empty | Total<br>Total   | Con carga<br>Loaded       | Vacios<br>Empty | Total<br>Total   | Con carga<br>Loaded | Vacios<br>Empty | Total<br>Total   |
| A Coruña                                   | -                    | -               | -                | -                         | -               | -                | -                   | -               | -                |
| Alicante                                   | 72.068               | 7.990           | 80.058           | 15.021                    | 56.316          | 71.337           | 87.089              | 64.306          | 151.395          |
| Almería                                    | 89                   | 2.189           | 2.278            | 47                        | 242             | 289              | 136                 | 2.431           | 2.567            |
| Avilés                                     | -                    | -               | -                | -                         | -               | -                | -                   | -               | -                |
| Bahía de Algeciras                         | 110.860              | 11.289          | 122.149          | 118.825                   | 9.644           | 128.469          | 229.685             | 20.933          | 250.618          |
| Bahía de Cádiz                             | 23.629               | 245             | 23.874           | 3.310                     | 20.320          | 23.630           | 26.939              | 20.565          | 47.504           |
| Baleares                                   | 19.221               | 38.417          | 57.638           | 61.624                    | 1.063           | 62.687           | 80.845              | 39.480          | 120.325          |
| Barcelona                                  | 107.317              | 9.973           | 117.290          | 27.911                    | 88.103          | 116.014          | 135.228             | 98.076          | 233.304          |
| Bilbao                                     | 23.679               | 2.215           | 25.894           | 4.586                     | 45.012          | 49.598           | 28.265              | 47.227          | 75.492           |
| Cartagena                                  | 1.119                | 10.769          | 11.888           | 102                       | 1.731           | 1.833            | 1.221               | 12.500          | 13.721           |
| Castellón                                  | 1                    | 501             | 502              | -                         | 2.682           | 2.682            | 1                   | 3.183           | 3.184            |
| Ceuta                                      | 2.749                | 2.045           | 4.794            | 1.116                     | 2.260           | 3.376            | 3.865               | 4.305           | 8.170            |
| Ferrol-San Cibrao                          | 50                   | 1               | 51               | 2                         | 231             | 233              | 52                  | 232             | 284              |
| Gijón                                      | 1.717                | 1.233           | 2.950            | 96                        | 16.869          | 16.965           | 1.813               | 18.102          | 19.915           |
| Huelva                                     | 27.799               | 141             | 27.940           | 3.455                     | 27.922          | 31.377           | 31.254              | 28.063          | 59.317           |
| Las Palmas                                 | 68.570               | 189.372         | 257.942          | 239.881                   | 8.483           | 248.364          | 308.451             | 197.855         | 506.306          |
| Málaga                                     | 6.395                | 1.009           | 7.404            | 1.148                     | 5.201           | 6.349            | 7.543               | 6.210           | 13.753           |
| Marín y Ría de Pontevedra                  | 23                   | 4.975           | 4.998            | 747                       | 52              | 799              | 770                 | 5.027           | 5.797            |
| Melilla                                    | 1.191                | 7.692           | 8.883            | 5.419                     | 31              | 5.450            | 6.610               | 7.723           | 14.333           |
| Motril                                     | -                    | -               | -                | -                         | -               | -                | -                   | -               | -                |
| Pasaia                                     | -                    | -               | -                | -                         | -               | -                | -                   | -               | -                |
| Sta. C. de Tenerife                        | 52.543               | 135.656         | 188.199          | 167.603                   | 8.327           | 175.930          | 220.146             | 143.983         | 364.129          |
| Santander                                  | -                    | -               | -                | -                         | -               | -                | -                   | -               | -                |
| Sevilla                                    | 62.126               | 1.432           | 63.558           | 10.525                    | 58.706          | 69.231           | 72.651              | 60.138          | 132.789          |
| Tarragona                                  | 2.511                | 2.881           | 5.392            | 1.390                     | 1.757           | 3.147            | 3.901               | 4.638           | 8.539            |
| Valencia                                   | 147.508              | 42.848          | 190.356          | 80.125                    | 71.982          | 152.107          | 227.633             | 114.830         | 342.463          |
| Vigo                                       | 3.249                | 5.161           | 8.410            | 570                       | 5.726           | 6.296            | 3.819               | 10.887          | 14.706           |
| Vilagarcía                                 | 19.399               | 506             | 19.905           | 3.708                     | 16.154          | 19.862           | 23.107              | 16.660          | 39.767           |
| <b>TOTAL</b>                               | <b>753.813</b>       | <b>478.540</b>  | <b>1.232.353</b> | <b>747.211</b>            | <b>448.814</b>  | <b>1.196.025</b> | <b>1.501.024</b>    | <b>927.354</b>  | <b>2.428.378</b> |

\* Incluye tránsito.  
Transit included.



PORT TRAFFIC > Containers traffic > T.E.U. containers > Foreign traffic

### 3. Port traffic

#### 3.1. Goods traffic

#### 3.2. Containers traffic

3.2.1. Containers of 20' or more (number)

3.2.2. T.E.U. containers

3.2.2.1. Cabotage traffic

3.2.2.2. Foreign traffic

3.2.2.3. Cabotage and foreign traffic

3.2.3. Containers of 20' or more in transit (number)

3.2.4. T.E.U. containers in transit (number)

#### 3.3. Ships traffic

3.4. Sea passengers and automobiles in transport regime

3.5. Statistic breakdown of Ports Authorities

### 3.2.2.2. Exterior Foreign traffic

| Autoridades Portuarias<br>Port Authorities | EMBARCADOS<br>LOADED |                  |                  | DESEMBARCADOS<br>UNLOADED |                  |                  | TOTAL<br>TOTAL      |                  |                   |
|--|----------------------|------------------|------------------|---------------------------|------------------|------------------|---------------------|------------------|-------------------|
|  | Con carga<br>Filled  | Vacios<br>Empty  | Total<br>Total   | Con carga<br>Loaded       | Vacios<br>Empty  | Total<br>Total   | Con carga<br>Loaded | Vacios<br>Empty  | Total<br>Total    |
| A Coruña                                   | -                    | -                | -                | 5                         | 1                | 6                | 5                   | 1                | 6                 |
| Alicante                                   | 5.698                | 337              | 6.035            | 8.460                     | 5.380            | 13.840           | 14.158              | 5.717            | 19.875            |
| Almería                                    | 9.230                | 10               | 9.240            | 9.265                     | 2.404            | 11.669           | 18.495              | 2.414            | 20.909            |
| Avilés                                     | 4                    | -                | 4                | -                         | -                | -                | 4                   | -                | 4                 |
| Bahía de Algeciras                         | 2.063.457            | 370.895          | 2.434.352        | 2.012.127                 | 428.288          | 2.440.415        | 4.075.584           | 799.183          | 4.874.767         |
| Bahía de Cádiz                             | 4.287                | 618              | 4.905            | 222                       | 5.208            | 5.430            | 4.509               | 5.826            | 10.335            |
| Baleares                                   | 20                   | -                | 20               | 55                        | -                | 55               | 75                  | -                | 75                |
| Barcelona                                  | 1.278.223            | 275.622          | 1.553.845        | 1.139.125                 | 398.377          | 1.537.502        | 2.417.348           | 673.999          | 3.091.347         |
| Bilbao                                     | 284.099              | 7.722            | 291.821          | 159.474                   | 101.639          | 261.113          | 443.573             | 109.361          | 552.934           |
| Cartagena                                  | 22.484               | 82               | 22.566           | 24.455                    | 6.864            | 31.319           | 46.939              | 6.946            | 53.885            |
| Castellón                                  | 97.868               | 4.259            | 102.127          | 12.219                    | 85.298           | 97.517           | 110.087             | 89.557           | 199.644           |
| Ceuta                                      | 12                   | 236              | 248              | 2.366                     | 14               | 2.380            | 2.378               | 250              | 2.628             |
| Ferrol-San Cibrao                          | 3.782                | 208              | 3.990            | 2.082                     | 1.922            | 4.004            | 5.864               | 2.130            | 7.994             |
| Gijón                                      | 34.088               | 1.152            | 35.240           | 18.009                    | 2.693            | 20.702           | 52.097              | 3.845            | 55.942            |
| Huelva                                     | 13.639               | 35               | 13.674           | 592                       | 395              | 987              | 14.231              | 430              | 14.661            |
| Las Palmas                                 | 189.653              | 57.516           | 247.169          | 210.177                   | 43.201           | 253.378          | 399.830             | 100.717          | 500.547           |
| Málaga                                     | 40.603               | 59.611           | 100.214          | 32.099                    | 63.160           | 95.259           | 72.702              | 122.771          | 195.473           |
| Marín y Ría de Pontevedra                  | 25.376               | 6.761            | 32.137           | 35.333                    | 3.378            | 38.711           | 60.709              | 10.139           | 70.848            |
| Melilla                                    | 170                  | 7                | 177              | 3.445                     | -                | 3.445            | 3.615               | 7                | 3.622             |
| Motril                                     | 224                  | 20               | 244              | 281                       | 88               | 369              | 505                 | 108              | 613               |
| Pasaia                                     | -                    | -                | -                | -                         | -                | -                | -                   | -                | -                 |
| Sta. C. de Tenerife                        | 6.520                | 5.791            | 12.311           | 34.354                    | 174              | 34.528           | 40.874              | 5.965            | 46.839            |
| Santander                                  | 6.541                | 819              | 7.360            | 6.655                     | 301              | 6.956            | 13.196              | 1.120            | 14.316            |
| Sevilla                                    | 1.006                | 71               | 1.077            | 2.471                     | 290              | 2.761            | 3.477               | 361              | 3.838             |
| Tarragona                                  | 14.510               | 2.380            | 16.890           | 13.236                    | 9.320            | 22.556           | 27.746              | 11.700           | 39.446            |
| Valencia                                   | 1.998.971            | 528.688          | 2.527.659        | 1.887.832                 | 681.873          | 2.569.705        | 3.886.803           | 1.210.561        | 5.097.364         |
| Vigo                                       | 88.980               | 10.745           | 99.725           | 85.703                    | 16.366           | 102.069          | 174.683             | 27.111           | 201.794           |
| Vilagarcía                                 | 643                  | 118              | 761              | 729                       | -                | 729              | 1.372               | 118              | 1.490             |
| <b>TOTAL</b>                               | <b>6.190.088</b>     | <b>1.333.703</b> | <b>7.523.791</b> | <b>5.700.766</b>          | <b>1.856.633</b> | <b>7.557.405</b> | <b>11.890.859</b>   | <b>3.190.337</b> | <b>15.081.196</b> |

\* Incluye tránsito.  
Transit included.



PORT TRAFFIC > Containers traffic > T.E.U. containers > Cabotage and foreign traffic

### 3. Port traffic

#### 3.1. Goods traffic

#### 3.2. Containers traffic

3.2.1. Containers of 20' or more (number)

3.2.2. T.E.U. containers

3.2.2.1. Cabotage traffic

3.2.2.2. Foreign traffic

3.2.2.3. Cabotage and foreign traffic

3.2.3. Containers of 20' or more in transit (number)

3.2.4. T.E.U. containers in transit (number)

#### 3.3. Ships traffic

3.4. Sea passengers and automobiles in transport regime

3.5. Statistic breakdown of Ports Authorities

### 3.2.2.3. Cabotaje más exterior

*Cabotage and foreign traffic*

| Autoridades Portuarias<br>Port Authorities | EMBARCADOS<br>LOADED |                  |                  | DESEMBARCADOS<br>UNLOADED |                  |                  | TOTAL<br>TOTAL      |                  |                   |
|--|----------------------|------------------|------------------|---------------------------|------------------|------------------|---------------------|------------------|-------------------|
|  | Con carga<br>Filled  | Vacios<br>Empty  | Total<br>Total   | Con carga<br>Loaded       | Vacios<br>Empty  | Total<br>Total   | Con carga<br>Loaded | Vacios<br>Empty  | Total<br>Total    |
| A Coruña                                   | -                    | -                | -                | 5                         | 1                | 6                | 5                   | 1                | 6                 |
| Alicante                                   | 77.766               | 8.327            | 86.093           | 23.481                    | 61.696           | 85.177           | 101.247             | 70.023           | 171.270           |
| Almería                                    | 9.319                | 2.199            | 11.518           | 9.312                     | 2.646            | 11.958           | 18.631              | 4.845            | 23.476            |
| Avilés                                     | 4                    | -                | 4                | -                         | -                | -                | 4                   | -                | 4                 |
| Bahía de Algeciras                         | 2.174.317            | 382.184          | 2.556.501        | 2.130.952                 | 437.932          | 2.568.884        | 4.305.269           | 820.116          | 5.125.385         |
| Bahía de Cádiz                             | 27.916               | 863              | 28.779           | 3.532                     | 25.528           | 29.060           | 31.448              | 26.391           | 57.839            |
| Baleares                                   | 19.241               | 38.417           | 57.658           | 61.679                    | 1.063            | 62.742           | 80.920              | 39.480           | 120.400           |
| Barcelona                                  | 1.385.540            | 285.595          | 1.671.135        | 1.167.036                 | 486.480          | 1.653.516        | 2.552.576           | 772.075          | 3.324.651         |
| Bilbao                                     | 307.778              | 9.937            | 317.715          | 164.060                   | 146.651          | 310.711          | 471.838             | 156.588          | 628.426           |
| Cartagena                                  | 23.603               | 10.851           | 34.454           | 24.557                    | 8.595            | 33.152           | 48.160              | 19.446           | 67.606            |
| Castellón                                  | 97.869               | 4.760            | 102.629          | 12.219                    | 87.980           | 100.199          | 110.088             | 92.740           | 202.828           |
| Ceuta                                      | 2.761                | 2.281            | 5.042            | 3.482                     | 2.274            | 5.756            | 6.243               | 4.555            | 10.798            |
| Ferrol-San Cibrao                          | 3.832                | 209              | 4.041            | 2.084                     | 2.153            | 4.237            | 5.916               | 2.362            | 8.278             |
| Gijón                                      | 35.805               | 2.385            | 38.190           | 18.105                    | 19.562           | 37.667           | 53.910              | 21.947           | 75.857            |
| Huelva                                     | 41.438               | 176              | 41.614           | 4.047                     | 28.317           | 32.364           | 45.485              | 28.493           | 73.978            |
| Las Palmas                                 | 258.223              | 246.888          | 505.111          | 450.058                   | 51.684           | 501.742          | 708.281             | 298.572          | 1.006.853         |
| Málaga                                     | 46.998               | 60.620           | 107.618          | 33.247                    | 68.361           | 101.608          | 80.245              | 128.981          | 209.226           |
| Marín y Ría de Pontevedra                  | 25.399               | 11.736           | 37.135           | 36.080                    | 3.430            | 39.510           | 61.479              | 15.166           | 76.645            |
| Melilla                                    | 1.361                | 7.699            | 9.060            | 8.864                     | 31               | 8.895            | 10.225              | 7.730            | 17.955            |
| Motril                                     | 224                  | 20               | 244              | 281                       | 88               | 369              | 505                 | 108              | 613               |
| Pasaia                                     | -                    | -                | -                | -                         | -                | -                | -                   | -                | -                 |
| Sta. C. de Tenerife                        | 59.063               | 141.447          | 200.510          | 201.957                   | 8.501            | 210.458          | 261.020             | 149.948          | 410.968           |
| Santander                                  | 6.541                | 819              | 7.360            | 6.655                     | 301              | 6.956            | 13.196              | 1.120            | 14.316            |
| Sevilla                                    | 63.132               | 1.503            | 64.635           | 12.996                    | 58.996           | 71.992           | 76.128              | 60.499           | 136.627           |
| Tarragona                                  | 17.021               | 5.261            | 22.282           | 14.626                    | 11.077           | 25.703           | 31.647              | 16.338           | 47.985            |
| Valencia                                   | 2.146.479            | 571.536          | 2.718.015        | 1.967.957                 | 753.855          | 2.721.812        | 4.114.436           | 1.325.391        | 5.439.827         |
| Vigo                                       | 92.229               | 15.906           | 108.135          | 86.273                    | 22.092           | 108.365          | 178.502             | 37.998           | 216.500           |
| Vilagarcía                                 | 20.042               | 624              | 20.666           | 4.437                     | 16.154           | 20.591           | 24.479              | 16.778           | 41.257            |
| <b>TOTAL</b>                               | <b>6.943.901</b>     | <b>1.812.243</b> | <b>8.756.144</b> | <b>6.447.982</b>          | <b>2.305.448</b> | <b>8.753.430</b> | <b>13.391.883</b>   | <b>4.117.691</b> | <b>17.509.574</b> |

\* Incluye tránsito.  
Transit included.



PORT TRAFFIC > Containers traffic > Containers of 20' or more in transit (number) > Cabotage traffic

3. Port traffic

3.1. Goods traffic

3.2. Containers traffic

3.2.1. Containers of 20' or more (number)

3.2.2. T.E.U. containers

3.2.3. Containers of 20' or more in transit (number)

3.2.3.1. Cabotage traffic

3.2.3.2. Foreign traffic

3.2.3.3. Cabotage and foreign traffic

3.2.4. T.E.U. containers in transit (number)

3.3. Ships traffic

3.4. Sea passengers and automobiles in transport regime

3.5. Statistic breakdown of Ports Authorities

**3.2.3.1. Cabotaje**  
*Cabotage traffic*

| Autoridades Portuarias<br>Port Authorities | EMBARCADOS<br>LOADED |                 |                | DESEMBARCADOS<br>UNLOADED |                 |                | TOTAL<br>TOTAL      |                 |                |
|--|----------------------|-----------------|----------------|---------------------------|-----------------|----------------|---------------------|-----------------|----------------|
|  | Con carga<br>Filled  | Vacios<br>Empty | Total<br>Total | Con carga<br>Loaded       | Vacios<br>Empty | Total<br>Total | Con carga<br>Loaded | Vacios<br>Empty | Total<br>Total |
| A Coruña                                   | -                    | -               | -              | -                         | -               | -              | -                   | -               | -              |
| Alicante                                   | 38                   | -               | 38             | 38                        | 7               | 45             | 76                  | 7               | 83             |
| Almería                                    | -                    | 35              | 35             | -                         | -               | -              | -                   | 35              | 35             |
| Avilés                                     | -                    | -               | -              | -                         | -               | -              | -                   | -               | -              |
| Bahía de Algeciras                         | 69.074               | 7.890           | 76.964         | 76.618                    | 5.864           | 82.482         | 145.692             | 13.754          | 159.446        |
| Bahía de Cádiz                             | 1                    | 190             | 191            | -                         | -               | -              | 1                   | 190             | 191            |
| Baleares                                   | 9                    | 3               | 12             | -                         | -               | -              | 9                   | 3               | 12             |
| Barcelona                                  | 11                   | 15              | 26             | 22                        | 831             | 853            | 33                  | 846             | 879            |
| Bilbao                                     | 352                  | -               | 352            | 51                        | -               | 51             | 403                 | -               | 403            |
| Cartagena                                  | -                    | -               | -              | -                         | -               | -              | -                   | -               | -              |
| Castellón                                  | 1                    | 1               | 2              | -                         | -               | -              | 1                   | 1               | 2              |
| Ceuta                                      | -                    | -               | -              | -                         | -               | -              | -                   | -               | -              |
| Ferrol-San Cibrao                          | -                    | -               | -              | -                         | -               | -              | -                   | -               | -              |
| Gijón                                      | -                    | -               | -              | -                         | -               | -              | -                   | -               | -              |
| Huelva                                     | 2                    | -               | 2              | -                         | -               | -              | 2                   | -               | 2              |
| Las Palmas                                 | 9.466                | 393             | 9.859          | 9.399                     | 566             | 9.965          | 18.865              | 959             | 19.824         |
| Málaga                                     | -                    | 59              | 59             | -                         | -               | -              | -                   | 59              | 59             |
| Marín y Ría de Pontevedra                  | -                    | 3               | 3              | -                         | -               | -              | -                   | 3               | 3              |
| Melilla                                    | -                    | -               | -              | -                         | -               | -              | -                   | -               | -              |
| Motril                                     | -                    | -               | -              | -                         | -               | -              | -                   | -               | -              |
| Pasaia                                     | -                    | -               | -              | -                         | -               | -              | -                   | -               | -              |
| Sta. C. de Tenerife                        | 1.440                | 217             | 1.657          | 1.475                     | 229             | 1.704          | 2.915               | 446             | 3.361          |
| Santander                                  | -                    | -               | -              | -                         | -               | -              | -                   | -               | -              |
| Sevilla                                    | -                    | -               | -              | -                         | -               | -              | -                   | -               | -              |
| Tarragona                                  | -                    | -               | -              | -                         | -               | -              | -                   | -               | -              |
| Valencia                                   | 44.885               | 3.560           | 48.445         | 37.134                    | 3.626           | 40.760         | 82.019              | 7.186           | 89.205         |
| Vigo                                       | 1                    | 22              | 23             | 1                         | -               | 1              | 2                   | 22              | 24             |
| Vilagarcía                                 | 1                    | -               | 1              | 1                         | 13              | 14             | 2                   | 13              | 15             |
| <b>TOTAL</b>                               | <b>125.281</b>       | <b>12.388</b>   | <b>137.669</b> | <b>124.739</b>            | <b>11.136</b>   | <b>135.875</b> | <b>250.020</b>      | <b>23.524</b>   | <b>273.544</b> |



PORT TRAFFIC > Containers traffic > Containers of 20' or more in transit (number) > Foreign traffic

### 3. Port traffic

#### 3.1. Goods traffic

#### 3.2. Containers traffic

3.2.1. Containers of 20' or more (number)

3.2.2. T.E.U. containers

3.2.3. Containers of 20' or more in transit (number)

3.2.3.1. Cabotage traffic

3.2.3.2. Foreign traffic

3.2.3.3. Cabotage and foreign traffic

3.2.4. T.E.U. containers in transit (number)

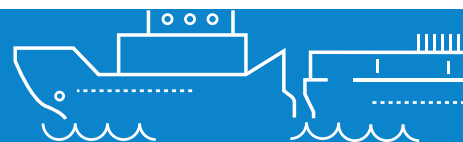
#### 3.3. Ships traffic

3.4. Sea passengers and automobiles in transport regime

3.5. Statistic breakdown of Ports Authorities

### 3.2.3.2. Exterior Foreign traffic

| Autoridades Portuarias<br>Port Authorities | EMBARCADOS<br>LOADED |                 |                  | DESEMBARCADOS<br>UNLOADED |                 |                  | TOTAL<br>TOTAL      |                 |                  |
|--|----------------------|-----------------|------------------|---------------------------|-----------------|------------------|---------------------|-----------------|------------------|
|  | Con carga<br>Filled  | Vacios<br>Empty | Total<br>Total   | Con carga<br>Loaded       | Vacios<br>Empty | Total<br>Total   | Con carga<br>Loaded | Vacios<br>Empty | Total<br>Total   |
| A Coruña                                   | -                    | -               | -                | -                         | -               | -                | -                   | -               | -                |
| Alicante                                   | 122                  | -               | 122              | 122                       | -               | 122              | 244                 | -               | 244              |
| Almería                                    | 4                    | -               | 4                | 4                         | -               | 4                | 8                   | -               | 8                |
| Avilés                                     | -                    | -               | -                | -                         | -               | -                | -                   | -               | -                |
| Bahía de Algeciras                         | 1.163.207            | 112.028         | 1.275.235        | 1.162.761                 | 155.237         | 1.317.998        | 2.325.968           | 267.265         | 2.593.233        |
| Bahía de Cádiz                             | -                    | 567             | 567              | -                         | -               | -                | -                   | 567             | 567              |
| Baleares                                   | -                    | -               | -                | -                         | -               | -                | -                   | -               | -                |
| Barcelona                                  | 331.923              | 64.408          | 396.331          | 336.114                   | 99.455          | 435.569          | 668.037             | 163.863         | 831.900          |
| Bilbao                                     | 61                   | -               | 61               | 398                       | -               | 398              | 459                 | -               | 459              |
| Cartagena                                  | -                    | -               | -                | -                         | 95              | 95               | -                   | 95              | 95               |
| Castellón                                  | 2.592                | 168             | 2.760            | 2.394                     | 130             | 2.524            | 4.986               | 298             | 5.284            |
| Ceuta                                      | -                    | -               | -                | 9                         | -               | 9                | 9                   | -               | 9                |
| Ferrol-San Cibrao                          | -                    | -               | -                | -                         | -               | -                | -                   | -               | -                |
| Gijón                                      | -                    | 1               | 1                | -                         | -               | -                | -                   | 1               | 1                |
| Huelva                                     | 2                    | -               | 2                | -                         | -               | -                | 2                   | -               | 2                |
| Las Palmas                                 | 121.009              | 27.956          | 148.965          | 121.167                   | 22.868          | 144.035          | 242.176             | 50.824          | 293.000          |
| Málaga                                     | 14.435               | 36.152          | 50.587           | 14.116                    | 37.459          | 51.575           | 28.551              | 73.611          | 102.162          |
| Marín y Ría de Pontevedra                  | 442                  | -               | 442              | 442                       | 1.996           | 2.438            | 884                 | 1.996           | 2.880            |
| Melilla                                    | -                    | -               | -                | -                         | -               | -                | -                   | -               | -                |
| Motril                                     | -                    | -               | -                | -                         | -               | -                | -                   | -               | -                |
| Pasaia                                     | -                    | -               | -                | -                         | -               | -                | -                   | -               | -                |
| Sta. C. de Tenerife                        | 2.076                | -               | 2.076            | 2.985                     | 2               | 2.987            | 5.061               | 2               | 5.063            |
| Santander                                  | -                    | -               | -                | 1                         | -               | 1                | 1                   | -               | 1                |
| Sevilla                                    | -                    | -               | -                | -                         | -               | -                | -                   | -               | -                |
| Tarragona                                  | 17                   | -               | 17               | 15                        | -               | 15               | 32                  | -               | 32               |
| Valencia                                   | 733.016              | 149.848         | 882.864          | 747.675                   | 158.105         | 905.780          | 1.480.691           | 307.953         | 1.788.644        |
| Vigo                                       | 2.748                | 166             | 2.914            | 2.761                     | 88              | 2.849            | 5.509               | 254             | 5.763            |
| Vilagarcía                                 | -                    | -               | -                | -                         | -               | -                | -                   | -               | -                |
| <b>TOTAL</b>                               | <b>2.371.654</b>     | <b>391.294</b>  | <b>2.762.948</b> | <b>2.390.964</b>          | <b>475.435</b>  | <b>2.866.399</b> | <b>4.762.618</b>    | <b>866.729</b>  | <b>5.629.347</b> |



PORT TRAFFIC > Containers traffic > Containers of 20' or more in transit (number) > Cabotage and foreign traffic

### 3. Port traffic

#### 3.1. Goods traffic

#### 3.2. Containers traffic

3.2.1. Containers of 20' or more (number)

3.2.2. T.E.U. containers

3.2.3. Containers of 20' or more in transit (number)

3.2.3.1. Cabotage traffic

3.2.3.2. Foreign traffic

3.2.3.3. Cabotage and foreign traffic

3.2.4. T.E.U. containers in transit (number)

#### 3.3. Ships traffic

3.4. Sea passengers and automobiles in transport regime

3.5. Statistic breakdown of Ports Authorities

### 3.2.3.3. Cabotaje más exterior

*Cabotage and foreign traffic*

| Autoridades Portuarias<br>Port Authorities | EMBARCADOS<br>LOADED |                 |                  | DESEMBARCADOS<br>UNLOADED |                 |                  | TOTAL<br>TOTAL      |                 |                  |
|--|----------------------|-----------------|------------------|---------------------------|-----------------|------------------|---------------------|-----------------|------------------|
|  | Con carga<br>Filled  | Vacios<br>Empty | Total<br>Total   | Con carga<br>Loaded       | Vacios<br>Empty | Total<br>Total   | Con carga<br>Loaded | Vacios<br>Empty | Total<br>Total   |
| A Coruña                                   | -                    | -               | -                | -                         | -               | -                | -                   | -               | -                |
| Alicante                                   | 160                  | -               | 160              | 160                       | 7               | 167              | 320                 | 7               | 327              |
| Almería                                    | 4                    | 35              | 39               | 4                         | -               | 4                | 8                   | 35              | 43               |
| Avilés                                     | -                    | -               | -                | -                         | -               | -                | -                   | -               | -                |
| Bahía de Algeciras                         | 1.232.281            | 119.918         | 1.352.199        | 1.239.379                 | 161.101         | 1.400.480        | 2.471.660           | 281.019         | 2.752.679        |
| Bahía de Cádiz                             | 1                    | 757             | 758              | -                         | -               | -                | 1                   | 757             | 758              |
| Baleares                                   | 9                    | 3               | 12               | -                         | -               | -                | 9                   | 3               | 12               |
| Barcelona                                  | 331.934              | 64.423          | 396.357          | 336.136                   | 100.286         | 436.422          | 668.070             | 164.709         | 832.779          |
| Bilbao                                     | 413                  | -               | 413              | 449                       | -               | 449              | 862                 | -               | 862              |
| Cartagena                                  | -                    | -               | -                | -                         | 95              | 95               | -                   | 95              | 95               |
| Castellón                                  | 2.593                | 169             | 2.762            | 2.394                     | 130             | 2.524            | 4.987               | 299             | 5.286            |
| Ceuta                                      | -                    | -               | -                | 9                         | -               | 9                | 9                   | -               | 9                |
| Ferrol-San Cibrao                          | -                    | -               | -                | -                         | -               | -                | -                   | -               | -                |
| Gijón                                      | -                    | 1               | 1                | -                         | -               | -                | -                   | 1               | 1                |
| Huelva                                     | 4                    | -               | 4                | -                         | -               | -                | 4                   | -               | 4                |
| Las Palmas                                 | 130.475              | 28.349          | 158.824          | 130.566                   | 23.434          | 154.000          | 261.041             | 51.783          | 312.824          |
| Málaga                                     | 14.435               | 36.211          | 50.646           | 14.116                    | 37.459          | 51.575           | 28.551              | 73.670          | 102.221          |
| Marín y Ría de Pontevedra                  | 442                  | 3               | 445              | 442                       | 1.996           | 2.438            | 884                 | 1.999           | 2.883            |
| Melilla                                    | -                    | -               | -                | -                         | -               | -                | -                   | -               | -                |
| Motril                                     | -                    | -               | -                | -                         | -               | -                | -                   | -               | -                |
| Pasaia                                     | -                    | -               | -                | -                         | -               | -                | -                   | -               | -                |
| Sta. C. de Tenerife                        | 3.516                | 217             | 3.733            | 4.460                     | 231             | 4.691            | 7.976               | 448             | 8.424            |
| Santander                                  | -                    | -               | -                | 1                         | -               | 1                | 1                   | -               | 1                |
| Sevilla                                    | -                    | -               | -                | -                         | -               | -                | -                   | -               | -                |
| Tarragona                                  | 17                   | -               | 17               | 15                        | -               | 15               | 32                  | -               | 32               |
| Valencia                                   | 777.901              | 153.408         | 931.309          | 784.809                   | 161.731         | 946.540          | 1.562.710           | 315.139         | 1.877.849        |
| Vigo                                       | 2.749                | 188             | 2.937            | 2.762                     | 88              | 2.850            | 5.511               | 276             | 5.787            |
| Vilagarcía                                 | 1                    | -               | 1                | 1                         | 13              | 14               | 2                   | 13              | 15               |
| <b>TOTAL</b>                               | <b>2.496.935</b>     | <b>403.682</b>  | <b>2.900.617</b> | <b>2.515.703</b>          | <b>486.571</b>  | <b>3.002.274</b> | <b>5.012.638</b>    | <b>890.253</b>  | <b>5.902.891</b> |



PORT TRAFFIC > Containers traffic > T.E.U. containers in transit (number) > Cabotage traffic

3. Port traffic

3.1. Goods traffic

3.2. Containers traffic

3.2.1. Containers of 20' or more (number)

3.2.2. T.E.U. containers

3.2.3. Containers of 20' or more in transit (number)

3.2.4. T.E.U. containers in transit (number)

3.2.4.1. Cabotage traffic

3.2.4.2. Foreign traffic

3.2.4.3. Cabotage and foreign traffic

3.3. Ships traffic

3.4. Sea passengers and automobiles in transport regime

3.5. Statistic breakdown of Ports Authorities

**3.2.4.1. Cabotaje**  
*Cabotage traffic*

| Autoridades Portuarias<br>Port Authorities | EMBARCADOS<br>LOADED |                 |                | DESEMBARCADOS<br>UNLOADED |                 |                | TOTAL<br>TOTAL      |                 |                |
|--|----------------------|-----------------|----------------|---------------------------|-----------------|----------------|---------------------|-----------------|----------------|
|  | Con carga<br>Filled  | Vacios<br>Empty | Total<br>Total | Con carga<br>Filled       | Vacios<br>Empty | Total<br>Total | Con carga<br>Filled | Vacios<br>Empty | Total<br>Total |
| A Coruña                                   | -                    | -               | -              | -                         | -               | -              | -                   | -               | -              |
| Alicante                                   | 68                   | -               | 68             | 68                        | 7               | 75             | 136                 | 7               | 143            |
| Almería                                    | -                    | 69              | 69             | -                         | -               | -              | -                   | 69              | 69             |
| Avilés                                     | -                    | -               | -              | -                         | -               | -              | -                   | -               | -              |
| Bahía de Algeciras                         | 110.483              | 11.289          | 121.772        | 118.819                   | 9.627           | 128.446        | 229.302             | 20.916          | 250.218        |
| Bahía de Cádiz                             | 2                    | 201             | 203            | -                         | -               | -              | 2                   | 201             | 203            |
| Baleares                                   | 18                   | 6               | 24             | -                         | -               | -              | 18                  | 6               | 24             |
| Barcelona                                  | 21                   | 24              | 45             | 44                        | 1.392           | 1.436          | 65                  | 1.416           | 1.481          |
| Bilbao                                     | 719                  | -               | 719            | 97                        | -               | 97             | 816                 | -               | 816            |
| Cartagena                                  | -                    | -               | -              | -                         | -               | -              | -                   | -               | -              |
| Castellón                                  | 1                    | 1               | 2              | -                         | -               | -              | 1                   | 1               | 2              |
| Ceuta                                      | -                    | -               | -              | -                         | -               | -              | -                   | -               | -              |
| Ferrol-San Cibrao                          | -                    | -               | -              | -                         | -               | -              | -                   | -               | -              |
| Gijón                                      | -                    | -               | -              | -                         | -               | -              | -                   | -               | -              |
| Huelva                                     | 4                    | -               | 4              | -                         | -               | -              | 4                   | -               | 4              |
| Las Palmas                                 | 15.030               | 468             | 15.498         | 14.952                    | 667             | 15.619         | 29.982              | 1.135           | 31.117         |
| Málaga                                     | -                    | 117             | 117            | -                         | -               | -              | -                   | 117             | 117            |
| Marín y Ría de Pontevedra                  | -                    | 3               | 3              | -                         | -               | -              | -                   | 3               | 3              |
| Melilla                                    | -                    | -               | -              | -                         | -               | -              | -                   | -               | -              |
| Motril                                     | -                    | -               | -              | -                         | -               | -              | -                   | -               | -              |
| Pasaia                                     | -                    | -               | -              | -                         | -               | -              | -                   | -               | -              |
| Sta. C. de Tenerife                        | 2.566                | 235             | 2.801          | 2.630                     | 266             | 2.896          | 5.196               | 501             | 5.697          |
| Santander                                  | -                    | -               | -              | -                         | -               | -              | -                   | -               | -              |
| Sevilla                                    | -                    | -               | -              | -                         | -               | -              | -                   | -               | -              |
| Tarragona                                  | -                    | -               | -              | -                         | -               | -              | -                   | -               | -              |
| Valencia                                   | 64.889               | 5.495           | 70.384         | 52.303                    | 6.818           | 59.121         | 117.192             | 12.313          | 129.505        |
| Vigo                                       | 2                    | 42              | 44             | 2                         | -               | 2              | 4                   | 42              | 46             |
| Vilagarcía                                 | 2                    | -               | 2              | 2                         | 25              | 27             | 4                   | 25              | 29             |
| <b>TOTAL</b>                               | <b>193.805</b>       | <b>17.950</b>   | <b>211.755</b> | <b>188.917</b>            | <b>18.802</b>   | <b>207.719</b> | <b>382.722</b>      | <b>36.752</b>   | <b>419.474</b> |



PORT TRAFFIC > Containers traffic > T.E.U. containers in transit (number) > Foreign traffic

### 3. Port traffic

#### 3.1. Goods traffic

#### 3.2. Containers traffic

3.2.1. Containers of 20' or more (number)

3.2.2. T.E.U. containers

3.2.3. Containers of 20' or more in transit (number)

3.2.4. T.E.U. containers in transit (number)

3.2.4.1. Cabotage traffic

3.2.4.2. Foreign traffic

3.2.4.3. Cabotage and foreign traffic

#### 3.3. Ships traffic

3.4. Sea passengers and automobiles in transport regime

3.5. Statistic breakdown of Ports Authorities

### 3.2.4.2. Exterior Foreign traffic

| Autoridades Portuarias<br>Port Authorities | EMBARCADOS<br>LOADED |                 |                  | DESEMBARCADOS<br>UNLOADED |                 |                  | TOTAL<br>TOTAL      |                  |                  |
|--|----------------------|-----------------|------------------|---------------------------|-----------------|------------------|---------------------|------------------|------------------|
|  | Con carga<br>Filled  | Vacios<br>Empty | Total<br>Total   | Con carga<br>Filled       | Vacios<br>Empty | Total<br>Total   | Con carga<br>Filled | Vacios<br>Empty  | Total<br>Total   |
| A Coruña                                   | -                    | -               | -                | -                         | -               | -                | -                   | -                | -                |
| Alicante                                   | 191                  | -               | 191              | 191                       | -               | 191              | 382                 | -                | 382              |
| Almería                                    | 8                    | -               | 8                | 8                         | -               | 8                | 16                  | -                | 16               |
| Avilés                                     | -                    | -               | -                | -                         | -               | -                | -                   | -                | -                |
| Bahía de Algeciras                         | 1.846.966            | 205.294         | 2.052.260        | 1.849.144                 | 264.613         | 2.113.757        | 3.696.110           | 469.907          | 4.166.017        |
| Bahía de Cádiz                             | -                    | 570             | 570              | -                         | -               | -                | -                   | 570              | 570              |
| Baleares                                   | -                    | -               | -                | -                         | -               | -                | -                   | -                | -                |
| Barcelona                                  | 547.572              | 116.107         | 663.679          | 555.884                   | 176.497         | 732.381          | 1.103.456           | 292.604          | 1.396.060        |
| Bilbao                                     | 116                  | -               | 116              | 799                       | -               | 799              | 915                 | -                | 915              |
| Cartagena                                  | -                    | -               | -                | -                         | 135             | 135              | -                   | 135              | 135              |
| Castellón                                  | 3.712                | 280             | 3.992            | 3.457                     | 237             | 3.694            | 7.169               | 517              | 7.686            |
| Ceuta                                      | -                    | -               | -                | 19                        | -               | 19               | 19                  | -                | 19               |
| Ferrol-San Cibrao                          | -                    | -               | -                | -                         | -               | -                | -                   | -                | -                |
| Gijón                                      | -                    | 1               | 1                | -                         | -               | -                | -                   | 1                | 1                |
| Huelva                                     | 4                    | -               | 4                | -                         | -               | -                | 4                   | -                | 4                |
| Las Palmas                                 | 171.152              | 39.383          | 210.535          | 171.876                   | 33.884          | 205.760          | 343.028             | 73.267           | 416.295          |
| Málaga                                     | 25.570               | 59.088          | 84.658           | 25.056                    | 60.473          | 85.529           | 50.626              | 119.561          | 170.187          |
| Marín y Ría de Pontevedra                  | 878                  | -               | 878              | 879                       | 3.242           | 4.121            | 1.757               | 3.242            | 4.999            |
| Melilla                                    | -                    | -               | -                | -                         | -               | -                | -                   | -                | -                |
| Motril                                     | -                    | -               | -                | -                         | -               | -                | -                   | -                | -                |
| Pasaia                                     | -                    | -               | -                | -                         | -               | -                | -                   | -                | -                |
| Sta. C. de Tenerife                        | 2.886                | -               | 2.886            | 3.944                     | 3               | 3.947            | 6.830               | 3                | 6.833            |
| Santander                                  | -                    | -               | -                | 2                         | -               | 2                | 2                   | -                | 2                |
| Sevilla                                    | -                    | -               | -                | -                         | -               | -                | -                   | -                | -                |
| Tarragona                                  | 33                   | -               | 33               | 29                        | -               | 29               | 62                  | -                | 62               |
| Valencia                                   | 1.122.180            | 256.382         | 1.378.562        | 1.145.914                 | 282.758         | 1.428.672        | 2.268.094           | 539.140          | 2.807.234        |
| Vigo                                       | 4.414                | 239             | 4.653            | 4.456                     | 165             | 4.621            | 8.870               | 404              | 9.274            |
| Vilagarcía                                 | -                    | -               | -                | -                         | -               | -                | -                   | -                | -                |
| <b>TOTAL</b>                               | <b>3.725.682</b>     | <b>677.344</b>  | <b>4.403.026</b> | <b>3.761.658</b>          | <b>822.007</b>  | <b>4.583.665</b> | <b>7.487.340</b>    | <b>1.499.351</b> | <b>8.986.691</b> |





PORT TRAFFIC > Containers traffic > T.E.U. containers in transit (number) > Cabotage and foreign traffic

3. Port traffic

3.1. Goods traffic

3.2. Containers traffic

3.2.1. Containers of 20' or more (number)

3.2.2. T.E.U. containers

3.2.3. Containers of 20' or more in transit (number)

3.2.4. T.E.U. containers in transit (number)

3.2.4.1. Cabotage traffic

3.2.4.2. Foreign traffic

3.2.4.3. Cabotage and foreign traffic

3.3. Ships traffic

3.4. Sea passengers and automobiles in transport regime

3.5. Statistic breakdown of Ports Authorities

**3.2.4.3. Cabotaje más exterior**  
*Cabotage and foreign traffic*

| Autoridades Portuarias<br>Port Authorities | EMBARCADOS<br>LOADED |                 |                  | DESEMBARCADOS<br>UNLOADED |                 |                  | TOTAL<br>TOTAL      |                  |                  |
|--|----------------------|-----------------|------------------|---------------------------|-----------------|------------------|---------------------|------------------|------------------|
|  | Con carga<br>Filled  | Vacios<br>Empty | Total<br>Total   | Con carga<br>Filled       | Vacios<br>Empty | Total<br>Total   | Con carga<br>Filled | Vacios<br>Empty  | Total<br>Total   |
| A Coruña                                   | -                    | -               | -                | -                         | -               | -                | -                   | -                | -                |
| Alicante                                   | 259                  | -               | 259              | 259                       | 7               | 266              | 518                 | 7                | 525              |
| Almería                                    | 8                    | 69              | 77               | 8                         | -               | 8                | 16                  | 69               | 85               |
| Avilés                                     | -                    | -               | -                | -                         | -               | -                | -                   | -                | -                |
| Bahía de Algeciras                         | 1.957.449            | 216.583         | 2.174.032        | 1.967.963                 | 274.240         | 2.242.203        | 3.925.412           | 490.823          | 4.416.235        |
| Bahía de Cádiz                             | 2                    | 771             | 773              | -                         | -               | -                | 2                   | 771              | 773              |
| Baleares                                   | 18                   | 6               | 24               | -                         | -               | -                | 18                  | 6                | 24               |
| Barcelona                                  | 547.593              | 116.131         | 663.724          | 555.928                   | 177.889         | 733.817          | 1.103.521           | 294.020          | 1.397.541        |
| Bilbao                                     | 835                  | -               | 835              | 896                       | -               | 896              | 1.731               | -                | 1.731            |
| Cartagena                                  | -                    | -               | -                | -                         | 135             | 135              | -                   | 135              | 135              |
| Castellón                                  | 3.713                | 281             | 3.994            | 3.457                     | 237             | 3.694            | 7.170               | 518              | 7.688            |
| Ceuta                                      | -                    | -               | -                | 19                        | -               | 19               | 19                  | -                | 19               |
| Ferrol-San Cibrao                          | -                    | -               | -                | -                         | -               | -                | -                   | -                | -                |
| Gijón                                      | -                    | 1               | 1                | -                         | -               | -                | -                   | 1                | 1                |
| Huelva                                     | 8                    | -               | 8                | -                         | -               | -                | 8                   | -                | 8                |
| Las Palmas                                 | 186.182              | 39.851          | 226.033          | 186.828                   | 34.551          | 221.379          | 373.010             | 74.402           | 447.412          |
| Málaga                                     | 25.570               | 59.205          | 84.775           | 25.056                    | 60.473          | 85.529           | 50.626              | 119.678          | 170.304          |
| Marín y Ría de Pontevedra                  | 878                  | 3               | 881              | 879                       | 3.242           | 4.121            | 1.757               | 3.245            | 5.002            |
| Melilla                                    | -                    | -               | -                | -                         | -               | -                | -                   | -                | -                |
| Motril                                     | -                    | -               | -                | -                         | -               | -                | -                   | -                | -                |
| Pasaia                                     | -                    | -               | -                | -                         | -               | -                | -                   | -                | -                |
| Sta. C. de Tenerife                        | 5.452                | 235             | 5.687            | 6.574                     | 269             | 6.843            | 12.026              | 504              | 12.530           |
| Santander                                  | -                    | -               | -                | 2                         | -               | 2                | 2                   | -                | 2                |
| Sevilla                                    | -                    | -               | -                | -                         | -               | -                | -                   | -                | -                |
| Tarragona                                  | 33                   | -               | 33               | 29                        | -               | 29               | 62                  | -                | 62               |
| Valencia                                   | 1.187.069            | 261.877         | 1.448.946        | 1.198.217                 | 289.576         | 1.487.793        | 2.385.286           | 551.453          | 2.936.739        |
| Vigo                                       | 4.416                | 281             | 4.697            | 4.458                     | 165             | 4.623            | 8.874               | 446              | 9.320            |
| Vilagarcía                                 | 2                    | -               | 2                | 2                         | 25              | 27               | 4                   | 25               | 29               |
| <b>TOTAL</b>                               | <b>3.919.487</b>     | <b>695.294</b>  | <b>4.614.781</b> | <b>3.950.575</b>          | <b>840.809</b>  | <b>4.791.384</b> | <b>7.870.062</b>    | <b>1.536.103</b> | <b>9.406.165</b> |



PORT TRAFFIC > Ships traffic > Total merchant ships entered in the year (number and GT's)

### 3. Port traffic

#### 3.1. Goods traffic

#### 3.2. Containers traffic

#### 3.3. Ships traffic

##### 3.3.1. Total merchant ships entered in the year (number and GT's)

##### 3.3.2. Classification by type of ships (number and GT's)

##### 3.3.3. Classification by flags (number and GT's)

#### 3.4. Sea passengers and automobiles in transport regime

#### 3.5. Statistic breakdown of Ports Authorities

### 3.3.1. Total buques mercantes entrados en el año

*Total merchant ships entered in the year*

| Autoridades Portuarias<br>Port Authorities | NACIONALES<br>SPANISH |                    | EXTRANJEROS<br>FOREIGN |                      | TOTAL<br>TOTAL   |                      |
|--|-----------------------|--------------------|------------------------|----------------------|------------------|----------------------|
|  | Número<br>Number      | G.T.<br>G.T.       | Número<br>Number       | G.T.<br>G.T.         | Número<br>Number | G.T.<br>G.T.         |
| A Coruña                                   | 53                    | 211.704            | 1.160                  | 20.283.007           | 1.213            | 20.494.711           |
| Alicante                                   | 12                    | 147.818            | 684                    | 10.016.503           | 696              | 10.164.321           |
| Almería                                    | 637                   | 14.033.493         | 1.491                  | 23.017.020           | 2.128            | 37.050.513           |
| Avilés                                     | 57                    | 228.497            | 738                    | 5.271.868            | 795              | 5.500.365            |
| Bahía de Algeciras                         | 8.109                 | 57.327.230         | 20.961                 | 359.477.031          | 29.070           | 416.804.261          |
| Bahía de Cádiz                             | 215                   | 2.100.394          | 978                    | 27.200.906           | 1.193            | 29.301.300           |
| Baleares                                   | 47.850                | 95.681.553         | 5.086                  | 167.916.051          | 52.936           | 263.597.604          |
| Barcelona                                  | 1.083                 | 25.219.980         | 7.818                  | 319.510.762          | 8.901            | 344.730.742          |
| Bilbao                                     | 43                    | 1.225.764          | 2.775                  | 46.958.185           | 2.818            | 48.183.949           |
| Cartagena                                  | 45                    | 472.176            | 2.124                  | 43.978.635           | 2.169            | 44.450.811           |
| Castellón                                  | 74                    | 909.298            | 1.685                  | 28.085.873           | 1.759            | 28.995.171           |
| Ceuta                                      | 5.791                 | 35.893.403         | 5.293                  | 40.333.842           | 11.084           | 76.227.245           |
| Ferrol-San Cibrao                          | 57                    | 487.151            | 1.029                  | 14.536.813           | 1.086            | 15.023.964           |
| Gijón                                      | 147                   | 926.903            | 1.040                  | 17.079.094           | 1.187            | 18.005.997           |
| Huelva                                     | 160                   | 3.578.325          | 2.331                  | 37.954.914           | 2.491            | 41.533.239           |
| Las Palmas                                 | 6.136                 | 72.436.664         | 7.823                  | 204.832.302          | 13.959           | 277.268.966          |
| Málaga                                     | 616                   | 10.723.178         | 1.254                  | 43.632.400           | 1.870            | 54.355.578           |
| Marín y Ría de Pontevedra                  | 74                    | 58.195             | 433                    | 3.991.887            | 507              | 4.050.082            |
| Melilla                                    | 852                   | 19.959.974         | 754                    | 15.664.496           | 1.606            | 35.624.470           |
| Motril                                     | 434                   | 4.813.719          | 889                    | 12.887.756           | 1.323            | 17.701.475           |
| Pasaia                                     | 10                    | 39.518             | 923                    | 7.023.535            | 933              | 7.063.053            |
| Sta. C. de Tenerife                        | 12.979                | 118.292.184        | 3.153                  | 79.714.946           | 16.132           | 198.007.130          |
| Santander                                  | 27                    | 61.689             | 1.587                  | 31.092.387           | 1.614            | 31.154.076           |
| Sevilla                                    | 143                   | 1.345.986          | 866                    | 3.927.637            | 1.009            | 5.273.623            |
| Tarragona                                  | 104                   | 775.603            | 2.441                  | 48.212.209           | 2.545            | 48.987.812           |
| Valencia                                   | 895                   | 14.320.846         | 6.996                  | 259.383.926          | 7.891            | 273.704.772          |
| Vigo                                       | 311                   | 3.066.191          | 1.363                  | 32.727.843           | 1.674            | 35.794.034           |
| Vilagarcía                                 | 29                    | 178.275            | 326                    | 2.379.266            | 355              | 2.557.541            |
| <b>TOTAL</b>                               | <b>86.943</b>         | <b>484.515.711</b> | <b>84.001</b>          | <b>1.907.091.094</b> | <b>170.944</b>   | <b>2.391.606.805</b> |



PORT TRAFFIC > Ships traffic > Classification by type of ships (number and GT's) > Tankers

### 3. Port traffic

#### 3.1. Goods traffic

#### 3.2. Containers traffic

#### 3.3. Ships traffic

3.3.1. Total merchant ships entered in the year (number and GT's)

3.3.2. Classification by type of ships (number and GT's)

##### 3.3.2.1. Tankers

3.3.2.2. Bulk carriers

3.3.2.3. General cargo ships

3.3.2.4. Ro-ro ships

3.3.2.5. Passenger ships

3.3.2.6. Container ships

3.3.2.7. Other ships

3.3.3. Classification by flags (number and GT's)

#### 3.4. Sea passengers and automobiles in transport regime

#### 3.5. Statistic breakdown of Ports Authorities

### 3.3.2.1. Tanques Tankers

| Autoridades Portuarias<br>Port Authorities | NACIONALES<br>SPANISH |                   | EXTANJEROS<br>FOREIGN |                    | TOTAL<br>TOTAL   |                    |
|--|-----------------------|-------------------|-----------------------|--------------------|------------------|--------------------|
|  | Número<br>Number      | G.T.<br>G.T.      | Número<br>Number      | G.T.<br>G.T.       | Número<br>Number | G.T.<br>G.T.       |
| A Coruña                                   | 3                     | 54.468            | 424                   | 9.472.798          | 427              | 9.527.266          |
| Alicante                                   | -                     | -                 | 20                    | 109.433            | 20               | 109.433            |
| Almería                                    | -                     | -                 | 20                    | 264.554            | 20               | 264.554            |
| Avilés                                     | 1                     | 682               | 109                   | 683.701            | 110              | 684.383            |
| Bahía de Algeciras                         | 381                   | 1.741.797         | 2.427                 | 48.302.885         | 2.808            | 50.044.682         |
| Bahía de Cádiz                             | 1                     | 5.662             | 170                   | 1.796.779          | 171              | 1.802.441          |
| Baleares                                   | 89                    | 1.214.504         | 74                    | 576.393            | 163              | 1.790.897          |
| Barcelona                                  | 9                     | 409.282           | 1.033                 | 19.839.104         | 1.042            | 20.248.386         |
| Bilbao                                     | 25                    | 1.130.685         | 753                   | 21.271.356         | 778              | 22.402.041         |
| Cartagena                                  | 22                    | 448.666           | 920                   | 23.710.103         | 942              | 24.158.769         |
| Castellón                                  | 52                    | 816.282           | 479                   | 9.096.519          | 531              | 9.912.801          |
| Ceuta                                      | 9                     | 42.470            | 1.011                 | 12.285.857         | 1.020            | 12.328.327         |
| Ferrol-San Cibrao                          | 6                     | 427.557           | 160                   | 5.118.200          | 166              | 5.545.757          |
| Gijón                                      | 17                    | 304.262           | 76                    | 849.462            | 93               | 1.153.724          |
| Huelva                                     | 30                    | 662.659           | 1.527                 | 26.560.950         | 1.557            | 27.223.609         |
| Las Palmas                                 | 272                   | 1.225.402         | 1.160                 | 34.407.126         | 1.432            | 35.632.528         |
| Málaga                                     | 1                     | 2.651             | 37                    | 259.820            | 38               | 262.471            |
| Marín y Ría de Pontevedra                  | -                     | -                 | 1                     | 4.034              | 1                | 4.034              |
| Melilla                                    | -                     | -                 | 49                    | 276.658            | 49               | 276.658            |
| Motril                                     | 50                    | 801.377           | 50                    | 450.620            | 100              | 1.251.997          |
| Pasaia                                     | -                     | -                 | -                     | -                  | -                | -                  |
| Sta. C. de Tenerife                        | 256                   | 1.230.158         | 558                   | 14.394.885         | 814              | 15.625.043         |
| Santander                                  | -                     | -                 | 96                    | 686.383            | 96               | 686.383            |
| Sevilla                                    | -                     | -                 | 81                    | 397.291            | 81               | 397.291            |
| Tarragona                                  | 26                    | 163.139           | 1.205                 | 22.364.837         | 1.231            | 22.527.976         |
| Valencia                                   | 11                    | 100.721           | 243                   | 4.981.727          | 254              | 5.082.448          |
| Vigo                                       | -                     | -                 | 29                    | 430.364            | 29               | 430.364            |
| Vilagarcía                                 | -                     | -                 | 41                    | 570.694            | 41               | 570.694            |
| <b>TOTAL</b>                               | <b>1.261</b>          | <b>10.782.424</b> | <b>12.753</b>         | <b>259.162.533</b> | <b>14.014</b>    | <b>269.944.957</b> |

\* Según su bandera  
By flag



PORT TRAFFIC > Ships traffic > Classification by type of ships (number and GT's) > Bulk carriers

### 3. Port traffic

#### 3.1. Goods traffic

#### 3.2. Containers traffic

#### 3.3. Ships traffic

3.3.1. Total merchant ships entered in the year (number and GT's)

3.3.2. Classification by type of ships (number and GT's)

##### 3.3.2.1. Tankers

##### 3.3.2.2. Bulk carriers

3.3.2.3. General cargo ships

3.3.2.4. Ro-ro ships

3.3.2.5. Passenger ships

3.3.2.6. Container ships

3.3.2.7. Other ships

3.3.3. Classification by flags (number and GT's)

#### 3.4. Sea passengers and automobiles in transport regime

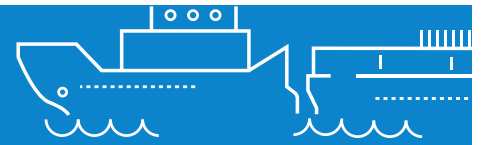
#### 3.5. Statistic breakdown of Ports Authorities

### 3.3.2.2. Graneleros

*Bulk carriers*

| Autoridades Portuarias<br>Port Authorities | NACIONALES<br>SPANISH |                  | EXTANJEROS<br>FOREIGN |                    | TOTAL<br>TOTAL   |                    |
|--|-----------------------|------------------|-----------------------|--------------------|------------------|--------------------|
|  | Número<br>Number      | G.T.<br>G.T.     | Número<br>Number      | G.T.<br>G.T.       | Número<br>Number | G.T.<br>G.T.       |
| A Coruña                                   | 10                    | 62.875           | 59                    | 1.304.969          | 69               | 1.367.844          |
| Alicante                                   | -                     | -                | 31                    | 212.888            | 31               | 212.888            |
| Almería                                    | -                     | -                | 176                   | 2.425.688          | 176              | 2.425.688          |
| Avilés                                     | -                     | -                | 66                    | 1.517.431          | 66               | 1.517.431          |
| Bahía de Algeciras                         | 6                     | 33.444           | 511                   | 18.925.430         | 517              | 18.958.874         |
| Bahía de Cádiz                             | -                     | -                | 66                    | 1.306.001          | 66               | 1.306.001          |
| Baleares                                   | 3                     | 11.733           | 122                   | 343.163            | 125              | 354.896            |
| Barcelona                                  | -                     | -                | 98                    | 2.873.614          | 98               | 2.873.614          |
| Bilbao                                     | 9                     | 78.064           | 491                   | 3.845.989          | 500              | 3.924.053          |
| Cartagena                                  | -                     | -                | 245                   | 4.997.624          | 245              | 4.997.624          |
| Castellón                                  | 9                     | 44.115           | 304                   | 4.140.976          | 313              | 4.185.091          |
| Ceuta                                      | 2                     | 7.822            | 447                   | 12.885.359         | 449              | 12.893.181         |
| Ferrol-San Cibrao                          | 4                     | 15.896           | 120                   | 3.719.969          | 124              | 3.735.865          |
| Gijón                                      | 84                    | 524.143          | 205                   | 9.416.690          | 289              | 9.940.833          |
| Huelva                                     | 7                     | 28.763           | 217                   | 4.734.061          | 224              | 4.762.824          |
| Las Palmas                                 | -                     | -                | 1.621                 | 51.116.159         | 1.621            | 51.116.159         |
| Málaga                                     | -                     | -                | 46                    | 975.459            | 46               | 975.459            |
| Marín y Ría de Pontevedra                  | -                     | -                | 36                    | 721.814            | 36               | 721.814            |
| Melilla                                    | -                     | -                | 3                     | 8.010              | 3                | 8.010              |
| Motril                                     | -                     | -                | 13                    | 334.276            | 13               | 334.276            |
| Pasaia                                     | 1                     | 3.911            | 87                    | 248.584            | 88               | 252.495            |
| Sta. C. de Tenerife                        | -                     | -                | 149                   | 4.723.421          | 149              | 4.723.421          |
| Santander                                  | 4                     | 21.143           | 124                   | 2.208.055          | 128              | 2.229.198          |
| Sevilla                                    | -                     | -                | 20                    | 266.473            | 20               | 266.473            |
| Tarragona                                  | 65                    | 460.655          | 282                   | 6.898.942          | 347              | 7.359.597          |
| Valencia                                   | -                     | -                | 74                    | 1.353.576          | 74               | 1.353.576          |
| Vigo                                       | 37                    | 242.655          | 44                    | 348.386            | 81               | 591.041            |
| Vilagarcía                                 | 25                    | 175.219          | 10                    | 117.639            | 35               | 292.858            |
| <b>TOTAL</b>                               | <b>266</b>            | <b>1.710.438</b> | <b>5.667</b>          | <b>141.970.646</b> | <b>5.933</b>     | <b>143.681.084</b> |

\* Según su bandera  
By flag



PORT TRAFFIC > Ships traffic > Classification by type of ships (number and GT's) > General cargo ships

### 3. Port traffic

#### 3.1. Goods traffic

#### 3.2. Containers traffic

#### 3.3. Ships traffic

3.3.1. Total merchant ships entered in the year (number and GT's)

3.3.2. Classification by type of ships (number and GT's)

3.3.2.1. Tankers

3.3.2.2. Bulk carriers

3.3.2.3. General cargo ships

3.3.2.4. Ro-ro ships

3.3.2.5. Passenger ships

3.3.2.6. Container ships

3.3.2.7. Other ships

3.3.3. Classification by flags (number and GT's)

3.4. Sea passengers and automobiles in transport regime

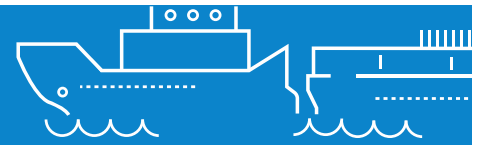
3.5. Statistic breakdown of Ports Authorities

### 3.3.2.3. Carga general

*General cargo ships*

| Autoridades Portuarias<br>Port Authorities | NACIONALES<br>SPANISH |                  | EXTANJEROS<br>FOREIGN |                   | TOTAL<br>TOTAL   |                   |
|--|-----------------------|------------------|-----------------------|-------------------|------------------|-------------------|
|  | Número<br>Number      | G.T.<br>G.T.     | Número<br>Number      | G.T.<br>G.T.      | Número<br>Number | G.T.<br>G.T.      |
| A Coruña                                   | 17                    | 70.008           | 483                   | 2.633.092         | 500              | 2.703.100         |
| Alicante                                   | 2                     | 4.312            | 108                   | 1.139.721         | 110              | 1.144.033         |
| Almería                                    | 46                    | 195.107          | 169                   | 796.776           | 215              | 991.883           |
| Avilés                                     | 52                    | 222.114          | 555                   | 2.920.136         | 607              | 3.142.250         |
| Bahía de Algeciras                         | 41                    | 175.536          | 351                   | 2.629.114         | 392              | 2.804.650         |
| Bahía de Cádiz                             | 10                    | 43.529           | 132                   | 733.258           | 142              | 776.787           |
| Baleares                                   | 143                   | 680.545          | 170                   | 832.060           | 313              | 1.512.605         |
| Barcelona                                  | 26                    | 144.779          | 503                   | 2.207.864         | 529              | 2.352.643         |
| Bilbao                                     | 4                     | 13.902           | 601                   | 5.501.905         | 605              | 5.515.807         |
| Cartagena                                  | 3                     | 13.024           | 569                   | 3.618.367         | 572              | 3.631.391         |
| Castellón                                  | 10                    | 48.076           | 280                   | 1.451.711         | 290              | 1.499.787         |
| Ceuta                                      | 17                    | 69.522           | 1.574                 | 8.256.758         | 1.591            | 8.326.280         |
| Ferrol-San Cibrao                          | 13                    | 33.178           | 594                   | 3.631.636         | 607              | 3.664.814         |
| Gijón                                      | 18                    | 73.661           | 536                   | 2.350.166         | 554              | 2.423.827         |
| Huelva                                     | 17                    | 61.925           | 288                   | 2.297.758         | 305              | 2.359.683         |
| Las Palmas                                 | 29                    | 114.594          | 999                   | 8.525.888         | 1.028            | 8.640.482         |
| Málaga                                     | 2                     | 5.988            | 123                   | 546.009           | 125              | 551.997           |
| Marín y Ría de Pontevedra                  | 9                     | 33.159           | 260                   | 929.176           | 269              | 962.335           |
| Melilla                                    | 1                     | 3.911            | -                     | -                 | 1                | 3.911             |
| Motril                                     | 1                     | 5.057            | 184                   | 1.216.795         | 185              | 1.221.852         |
| Pasaia                                     | 8                     | 34.899           | 590                   | 2.234.423         | 598              | 2.269.322         |
| Sta. C. de Tenerife                        | 15                    | 61.392           | 96                    | 890.037           | 111              | 951.429           |
| Santander                                  | 8                     | 33.412           | 533                   | 2.407.159         | 541              | 2.440.571         |
| Sevilla                                    | 36                    | 155.371          | 568                   | 2.007.418         | 604              | 2.162.789         |
| Tarragona                                  | 6                     | 29.274           | 572                   | 4.362.708         | 578              | 4.391.982         |
| Valencia                                   | 18                    | 76.759           | 1.188                 | 10.867.107        | 1.206            | 10.943.866        |
| Vigo                                       | 15                    | 60.443           | 116                   | 907.659           | 131              | 968.102           |
| Vilagarcía                                 | -                     | -                | 163                   | 535.691           | 163              | 535.691           |
| <b>TOTAL</b>                               | <b>567</b>            | <b>2.463.477</b> | <b>12.305</b>         | <b>76.430.392</b> | <b>12.872</b>    | <b>78.893.869</b> |

\* Según su bandera  
By flag



PORT TRAFFIC > Ships traffic > Classification by type of ships (number and GT's) > Ro-ro ships

3. Port traffic

3.1. Goods traffic

3.2. Containers traffic

3.3. Ships traffic

3.3.1. Total merchant ships entered in the year (number and GT's)

3.3.2. Classification by type of ships (number and GT's)

3.3.2.1. Tankers

3.3.2.2. Bulk carriers

3.3.2.3. General cargo ships

3.3.2.4. Ro-ro ships

3.3.2.5. Passenger ships

3.3.2.6. Container ships

3.3.2.7. Other ships

3.3.3. Classification by flags (number and GT's)

3.4. Sea passengers and automobiles in transport regime

3.5. Statistic breakdown of Ports Authorities

3.3.2.4. Ro-ro  
Ro-ro ships

| Autoridades Portuarias<br>Port Authorities | NACIONALES<br>SPANISH |                    | EXTANJEROS<br>FOREIGN |                    | TOTAL<br>TOTAL   |                    |
|--|-----------------------|--------------------|-----------------------|--------------------|------------------|--------------------|
|  | Número<br>Number      | G.T.<br>G.T.       | Número<br>Number      | G.T.<br>G.T.       | Número<br>Number | G.T.<br>G.T.       |
| A Coruña                                   | -                     | -                  | 1                     | 2.797              | 1                | 2.797              |
| Alicante                                   | 8                     | 142.511            | 122                   | 2.236.815          | 130              | 2.379.326          |
| Almería                                    | 569                   | 13.826.279         | 971                   | 18.118.412         | 1.540            | 31.944.691         |
| Avilés                                     | -                     | -                  | -                     | -                  | -                | -                  |
| Bahía de Algeciras                         | 7.427                 | 55.017.323         | 14.005                | 133.065.750        | 21.432           | 188.083.073        |
| Bahía de Cádiz                             | 75                    | 1.887.506          | 124                   | 2.306.866          | 199              | 4.194.372          |
| Baleares                                   | 11.478                | 79.298.731         | 3.203                 | 85.592.878         | 14.681           | 164.891.609        |
| Barcelona                                  | 1.048                 | 24.665.919         | 3.071                 | 106.987.860        | 4.119            | 131.653.779        |
| Bilbao                                     | -                     | -                  | 131                   | 2.540.872          | 131              | 2.540.872          |
| Cartagena                                  | -                     | -                  | 1                     | 2.899              | 1                | 2.899              |
| Castellón                                  | -                     | -                  | 56                    | 1.106.677          | 56               | 1.106.677          |
| Ceuta                                      | 5.575                 | 35.680.842         | 2.051                 | 4.769.867          | 7.626            | 40.450.709         |
| Ferrol-San Cibrao                          | -                     | -                  | 28                    | 278.824            | 28               | 278.824            |
| Gijón                                      | -                     | -                  | 1                     | 3.708              | 1                | 3.708              |
| Huelva                                     | 100                   | 2.814.777          | 114                   | 2.109.864          | 214              | 4.924.641          |
| Las Palmas                                 | 5.426                 | 69.163.274         | 1.002                 | 17.736.403         | 6.428            | 86.899.677         |
| Málaga                                     | 494                   | 10.690.831         | 425                   | 10.827.118         | 919              | 21.517.949         |
| Marín y Ría de Pontevedra                  | -                     | -                  | -                     | -                  | -                | -                  |
| Melilla                                    | 851                   | 19.956.063         | 647                   | 14.919.497         | 1.498            | 34.875.560         |
| Motril                                     | 376                   | 4.002.121          | 601                   | 10.330.507         | 977              | 14.332.628         |
| Pasaia                                     | -                     | -                  | 241                   | 4.527.425          | 241              | 4.527.425          |
| Sta. C. de Tenerife                        | 5.549                 | 70.452.651         | 441                   | 9.633.080          | 5.990            | 80.085.731         |
| Santander                                  | -                     | -                  | 804                   | 24.593.579         | 804              | 24.593.579         |
| Sevilla                                    | 104                   | 1.175.200          | 3                     | 24.545             | 107              | 1.199.745          |
| Tarragona                                  | 7                     | 122.535            | 171                   | 7.609.904          | 178              | 7.732.439          |
| Valencia                                   | 851                   | 14.135.781         | 2.195                 | 70.795.268         | 3.046            | 84.931.049         |
| Vigo                                       | 172                   | 2.655.227          | 414                   | 15.994.045         | 586              | 18.649.272         |
| Vilagarcía                                 | -                     | -                  | -                     | -                  | -                | -                  |
| <b>TOTAL</b>                               | <b>40.110</b>         | <b>405.687.571</b> | <b>30.823</b>         | <b>546.115.460</b> | <b>70.933</b>    | <b>951.803.031</b> |

\* Según su bandera  
By flag



PORT TRAFFIC > Ships traffic > Classification by type of ships (number and GT's) > Passenger ships

### 3. Port traffic

#### 3.1. Goods traffic

#### 3.2. Containers traffic

#### 3.3. Ships traffic

3.3.1. Total merchant ships entered in the year (number and GT's)

3.3.2. Classification by type of ships (number and GT's)

3.3.2.1. Tankers

3.3.2.2. Bulk carriers

3.3.2.3. General cargo ships

3.3.2.4. Ro-ro ships

3.3.2.5. Passenger ships

3.3.2.5.1. Cruise ships

3.3.2.6. Container ships

3.3.2.7. Other ships

3.3.3. Classification by flags (number and GT's)

3.4. Sea passengers and automobiles in transport regime

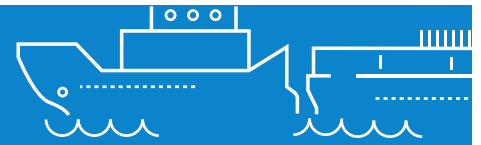
3.5. Statistic breakdown of Ports Authorities

### 3.3.2.5. Sólo de pasaje

*Passenger ships*

| Autoridades Portuarias<br>Port Authorities | NACIONALES<br>SPANISH |                   | EXTANJEROS<br>FOREIGN |                    | TOTAL<br>TOTAL   |                    |
|--|-----------------------|-------------------|-----------------------|--------------------|------------------|--------------------|
|  | Número<br>Number      | G.T.<br>G.T.      | Número<br>Number      | G.T.<br>G.T.       | Número<br>Number | G.T.<br>G.T.       |
| A Coruña                                   | -                     | -                 | 109                   | 6.781.495          | 109              | 6.781.495          |
| Alicante                                   | -                     | -                 | 43                    | 2.676.065          | 43               | 2.676.065          |
| Almería                                    | -                     | -                 | 25                    | 355.281            | 25               | 355.281            |
| Avilés                                     | -                     | -                 | 6                     | 146.064            | 6                | 146.064            |
| Bahía de Algeciras                         | -                     | -                 | -                     | -                  | -                | -                  |
| Bahía de Cádiz                             | -                     | -                 | 315                   | 18.798.728         | 315              | 18.798.728         |
| Baleares                                   | 36.137                | 14.476.040        | 1.517                 | 80.571.557         | 37.654           | 95.047.597         |
| Barcelona                                  | -                     | -                 | 800                   | 80.972.580         | 800              | 80.972.580         |
| Bilbao                                     | -                     | -                 | 179                   | 6.220.190          | 179              | 6.220.190          |
| Cartagena                                  | 1                     | 442               | 171                   | 9.936.649          | 172              | 9.937.091          |
| Castellón                                  | -                     | -                 | 5                     | 197.936            | 5                | 197.936            |
| Ceuta                                      | -                     | -                 | 8                     | 421.390            | 8                | 421.390            |
| Ferrol-San Cibrao                          | 1                     | 447               | 13                    | 569.863            | 14               | 570.310            |
| Gijón                                      | -                     | -                 | 20                    | 663.343            | 20               | 663.343            |
| Huelva                                     | 2                     | 83                | 7                     | 81.404             | 9                | 81.487             |
| Las Palmas                                 | 3                     | 5.480             | 569                   | 46.288.090         | 572              | 46.293.570         |
| Málaga                                     | -                     | -                 | 288                   | 18.327.384         | 288              | 18.327.384         |
| Marín y Ría de Pontevedra                  | 22                    | 4.309             | -                     | -                  | 22               | 4.309              |
| Melilla                                    | -                     | -                 | 1                     | 37.049             | 1                | 37.049             |
| Motril                                     | 1                     | 247               | 33                    | 426.410            | 34               | 426.657            |
| Pasaia                                     | -                     | -                 | 3                     | 9.291              | 3                | 9.291              |
| Sta. C. de Tenerife                        | 7.140                 | 46.528.204        | 994                   | 39.723.541         | 8.134            | 86.251.745         |
| Santander                                  | -                     | -                 | 21                    | 1.081.445          | 21               | 1.081.445          |
| Sevilla                                    | 1                     | 15.229            | 94                    | 529.045            | 95               | 544.274            |
| Tarragona                                  | -                     | -                 | 63                    | 3.887.009          | 63               | 3.887.009          |
| Valencia                                   | 7                     | 4.794             | 204                   | 15.060.061         | 211              | 15.064.855         |
| Vigo                                       | 3                     | 637               | 71                    | 6.266.247          | 74               | 6.266.884          |
| Vilagarcía                                 | -                     | -                 | 3                     | 51.909             | 3                | 51.909             |
| <b>TOTAL</b>                               | <b>43.318</b>         | <b>61.035.912</b> | <b>5.562</b>          | <b>340.080.026</b> | <b>48.880</b>    | <b>401.115.938</b> |

\* Según su bandera  
By flag



PORT TRAFFIC > Ships traffic > Classification by type of ships (number and GT's) > Passenger ships > Cruise ships

### 3. Port traffic

#### 3.1. Goods traffic

#### 3.2. Containers traffic

#### 3.3. Ships traffic

3.3.1. Total merchant ships entered in the year (number and GT's)

3.3.2. Classification by type of ships (number and GT's)

3.3.2.1. Tankers

3.3.2.2. Bulk carriers

3.3.2.3. General cargo ships

3.3.2.4. Ro-ro ships

3.3.2.5. Passenger ships

3.3.2.5.1. Cruise ships

3.3.2.6. Container ships

3.3.2.7. Other ships

3.3.3. Classification by flags (number and GT's)

3.4. Sea passengers and automobiles in transport regime

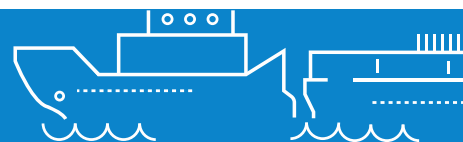
3.5. Statistic breakdown of Ports Authorities

### 3.3.2.5.1. Cruceros Cruise ships

| Autoridades Portuarias<br>Port Authorities | NACIONALES<br>SPANISH |               | EXTRANJEROS<br>FOREIGN |                    | TOTAL<br>TOTAL   |                    |
|--|-----------------------|---------------|------------------------|--------------------|------------------|--------------------|
|  | Número<br>Number      | G.T.<br>G.T.  | Número<br>Number       | G.T.<br>G.T.       | Número<br>Number | G.T.<br>G.T.       |
| A Coruña                                   | -                     | -             | 108                    | 6.779.813          | 108              | 6.779.813          |
| Alicante                                   | -                     | -             | 43                     | 2.676.065          | 43               | 2.676.065          |
| Almería                                    | -                     | -             | 25                     | 355.281            | 25               | 355.281            |
| Avilés                                     | -                     | -             | 6                      | 146.064            | 6                | 146.064            |
| Bahía de Algeciras                         | -                     | -             | -                      | -                  | -                | -                  |
| Bahía de Cádiz                             | -                     | -             | 315                    | 18.798.728         | 315              | 18.798.728         |
| Baleares                                   | -                     | -             | 820                    | 76.403.181         | 820              | 76.403.181         |
| Barcelona                                  | -                     | -             | 800                    | 80.972.580         | 800              | 80.972.580         |
| Bilbao                                     | -                     | -             | 50                     | 2.477.498          | 50               | 2.477.498          |
| Cartagena                                  | -                     | -             | 167                    | 9.911.823          | 167              | 9.911.823          |
| Castellón                                  | -                     | -             | 5                      | 197.936            | 5                | 197.936            |
| Ceuta                                      | -                     | -             | 7                      | 421.256            | 7                | 421.256            |
| Ferrol-San Cibrao                          | 1                     | 447           | 13                     | 569.863            | 14               | 570.310            |
| Gijón                                      | -                     | -             | 18                     | 657.982            | 18               | 657.982            |
| Huelva                                     | -                     | -             | 7                      | 81.404             | 7                | 81.404             |
| Las Palmas                                 | 2                     | 5.054         | 558                    | 45.257.397         | 560              | 45.262.451         |
| Málaga                                     | -                     | -             | 288                    | 18.327.384         | 288              | 18.327.384         |
| Marín y Ría de Pontevedra                  | -                     | -             | -                      | -                  | -                | -                  |
| Melilla                                    | -                     | -             | 1                      | 37.049             | 1                | 37.049             |
| Motril                                     | -                     | -             | 32                     | 425.653            | 32               | 425.653            |
| Pasaia                                     | -                     | -             | 3                      | 9.291              | 3                | 9.291              |
| Sta. C. de Tenerife                        | -                     | -             | 511                    | 37.310.959         | 511              | 37.310.959         |
| Santander                                  | -                     | -             | 21                     | -                  | 21               | -                  |
| Sevilla                                    | 1                     | 15.229        | 94                     | 529.045            | 95               | 544.274            |
| Tarragona                                  | -                     | -             | 63                     | 3.887.009          | 63               | 3.887.009          |
| Valencia                                   | -                     | -             | 203                    | 15.056.607         | 203              | 15.056.607         |
| Vigo                                       | -                     | -             | 71                     | 6.266.247          | 71               | 6.266.247          |
| Vilagarcía                                 | -                     | -             | 3                      | 51.909             | 3                | 51.909             |
| <b>TOTAL</b>                               | <b>4</b>              | <b>20.730</b> | <b>4.232</b>           | <b>327.608.024</b> | <b>4.236</b>     | <b>327.628.754</b> |

\* Según su bandera  
By flag





PORT TRAFFIC > Ships traffic > Classification by type of ships (number and GT's) > Container ships

### 3. Port traffic

#### 3.1. Goods traffic

#### 3.2. Containers traffic

#### 3.3. Ships traffic

3.3.1. Total merchant ships entered in the year (number and GT's)

3.3.2. Classification by type of ships (number and GT's)

3.3.2.1. Tankers

3.3.2.2. Bulk carriers

3.3.2.3. General cargo ships

3.3.2.4. Ro-ro ships

3.3.2.5. Passenger ships

3.3.2.6. Container ships

3.3.2.7. Other ships

3.3.3. Classification by flags (number and GT's)

#### 3.4. Sea passengers and automobiles in transport regime

#### 3.5. Statistic breakdown of Ports Authorities

### 3.3.2.6. Portacontenedores Container ships

| Autoridades Portuarias<br>Port Authorities | NACIONALES<br>SPANISH |                  | EXTANJEROS<br>FOREIGN |                    | TOTAL<br>TOTAL   |                    |
|--|-----------------------|------------------|-----------------------|--------------------|------------------|--------------------|
|  | Número<br>Number      | G.T.<br>G.T.     | Número<br>Number      | G.T.<br>G.T.       | Número<br>Number | G.T.<br>G.T.       |
| A Coruña                                   | -                     | -                | 2                     | 9.795              | 2                | 9.795              |
| Alicante                                   | -                     | -                | 358                   | 3.637.658          | 358              | 3.637.658          |
| Almería                                    | -                     | -                | 102                   | 953.066            | 102              | 953.066            |
| Avilés                                     | -                     | -                | 1                     | 4.388              | 1                | 4.388              |
| Bahía de Algeciras                         | -                     | -                | 3.441                 | 153.071.176        | 3.441            | 153.071.176        |
| Bahía de Cádiz                             | -                     | -                | 65                    | 737.756            | 65               | 737.756            |
| Baleares                                   | -                     | -                | -                     | -                  | -                | -                  |
| Barcelona                                  | -                     | -                | 2.313                 | 106.629.740        | 2.313            | 106.629.740        |
| Bilbao                                     | -                     | -                | 614                   | 7.566.920          | 614              | 7.566.920          |
| Cartagena                                  | -                     | -                | 175                   | 1.590.876          | 175              | 1.590.876          |
| Castellón                                  | -                     | -                | 558                   | 12.065.740         | 558              | 12.065.740         |
| Ceuta                                      | -                     | -                | 62                    | 1.039.747          | 62               | 1.039.747          |
| Ferrol-San Cibrao                          | -                     | -                | 90                    | 918.827            | 90               | 918.827            |
| Gijón                                      | -                     | -                | 196                   | 3.789.453          | 196              | 3.789.453          |
| Huelva                                     | 1                     | 4.990            | 107                   | 954.968            | 108              | 959.958            |
| Las Palmas                                 | 155                   | 1.735.535        | 1.760                 | 38.864.362         | 1.915            | 40.599.897         |
| Málaga                                     | -                     | -                | 317                   | 12.648.660         | 317              | 12.648.660         |
| Marín y Ría de Pontevedra                  | -                     | -                | 117                   | 2.272.919          | 117              | 2.272.919          |
| Melilla                                    | -                     | -                | 54                    | 423.282            | 54               | 423.282            |
| Motril                                     | -                     | -                | 3                     | 11.375             | 3                | 11.375             |
| Pasaia                                     | -                     | -                | -                     | -                  | -                | -                  |
| Sta. C. de Tenerife                        | -                     | -                | 907                   | 10.221.678         | 907              | 10.221.678         |
| Santander                                  | -                     | -                | 4                     | 100.104            | 4                | 100.104            |
| Sevilla                                    | -                     | -                | 86                    | 694.282            | 86               | 694.282            |
| Tarragona                                  | -                     | -                | 148                   | 3.088.809          | 148              | 3.088.809          |
| Valencia                                   | -                     | -                | 3.009                 | 155.601.275        | 3.009            | 155.601.275        |
| Vigo                                       | -                     | -                | 564                   | 8.441.697          | 564              | 8.441.697          |
| Vilagarcía                                 | -                     | -                | 104                   | 1.097.767          | 104              | 1.097.767          |
| <b>TOTAL</b>                               | <b>156</b>            | <b>1.740.525</b> | <b>15.157</b>         | <b>526.436.320</b> | <b>15.313</b>    | <b>528.176.845</b> |

\* Según su bandera  
By flag



PORT TRAFFIC > Ships traffic > Classification by type of ships (number and GT's) > Other ships

### 3. Port traffic

#### 3.1. Goods traffic

#### 3.2. Containers traffic

#### 3.3. Ships traffic

3.3.1. Total merchant ships entered in the year (number and GT's)

3.3.2. Classification by type of ships (number and GT's)

3.3.2.1. Tankers

3.3.2.2. Bulk carriers

3.3.2.3. General cargo ships

3.3.2.4. Ro-ro ships

3.3.2.5. Passenger ships

3.3.2.6. Container ships

#### 3.3.2.7. Other ships

3.3.3. Classification by flags (number and GT's)

#### 3.4. Sea passengers and automobiles in transport regime

#### 3.5. Statistic breakdown of Ports Authorities

### 3.3.2.7. Otros buques Other ships

| Autoridades Portuarias<br>Port Authorities | NACIONALES<br>SPANISH |                  | EXTANJEROS<br>FOREIGN |                   | TOTAL<br>TOTAL   |                   |
|--|-----------------------|------------------|-----------------------|-------------------|------------------|-------------------|
|  | Número<br>Number      | G.T.<br>G.T.     | Número<br>Number      | G.T.<br>G.T.      | Número<br>Number | G.T.<br>G.T.      |
| A Coruña                                   | 23                    | 24.353           | 82                    | 78.061            | 105              | 102.414           |
| Alicante                                   | 2                     | 995              | 2                     | 3.923             | 4                | 4.918             |
| Almería                                    | 22                    | 12.107           | 28                    | 103.243           | 50               | 115.350           |
| Avilés                                     | 4                     | 5.701            | 1                     | 148               | 5                | 5.849             |
| Bahía de Algeciras                         | 254                   | 359.130          | 226                   | 3.482.676         | 480              | 3.841.806         |
| Bahía de Cádiz                             | 129                   | 163.697          | 106                   | 1.521.518         | 235              | 1.685.215         |
| Baleares                                   | -                     | -                | -                     | -                 | -                | -                 |
| Barcelona                                  | -                     | -                | -                     | -                 | -                | -                 |
| Bilbao                                     | 5                     | 3.113            | 6                     | 10.953            | 11               | 14.066            |
| Cartagena                                  | 19                    | 10.044           | 43                    | 122.117           | 62               | 132.161           |
| Castellón                                  | 3                     | 825              | 3                     | 26.314            | 6                | 27.139            |
| Ceuta                                      | 188                   | 92.747           | 140                   | 674.864           | 328              | 767.611           |
| Ferrol-San Cibrao                          | 33                    | 10.073           | 24                    | 299.494           | 57               | 309.567           |
| Gijón                                      | 28                    | 24.837           | 6                     | 6.272             | 34               | 31.109            |
| Huelva                                     | 3                     | 5.128            | 71                    | 1.215.909         | 74               | 1.221.037         |
| Las Palmas                                 | 251                   | 192.379          | 712                   | 7.894.274         | 963              | 8.086.653         |
| Málaga                                     | 119                   | 23.708           | 18                    | 47.950            | 137              | 71.658            |
| Marín y Ría de Pontevedra                  | 43                    | 20.727           | 19                    | 63.944            | 62               | 84.671            |
| Melilla                                    | -                     | -                | -                     | -                 | -                | -                 |
| Motril                                     | 6                     | 4.917            | 5                     | 117.773           | 11               | 122.690           |
| Pasaia                                     | 1                     | 708              | 2                     | 3.812             | 3                | 4.520             |
| Sta. C. de Tenerife                        | 19                    | 19.779           | 8                     | 128.304           | 27               | 148.083           |
| Santander                                  | 15                    | 7.134            | 5                     | 15.662            | 20               | 22.796            |
| Sevilla                                    | 2                     | 186              | 14                    | 8.583             | 16               | 8.769             |
| Tarragona                                  | -                     | -                | -                     | -                 | -                | -                 |
| Valencia                                   | 8                     | 2.791            | 83                    | 724.912           | 91               | 727.703           |
| Vigo                                       | 84                    | 107.229          | 125                   | 339.445           | 209              | 446.674           |
| Vilagarcía                                 | 4                     | 3.056            | 5                     | 5.566             | 9                | 8.622             |
| <b>TOTAL</b>                               | <b>1.265</b>          | <b>1.095.364</b> | <b>1.734</b>          | <b>16.895.717</b> | <b>2.999</b>     | <b>17.991.081</b> |

\* Según su bandera  
By flag



PORT TRAFFIC > Ships traffic > Classification by flags (number and GT's) > Over 100,000 G.T.

3. Port traffic

3.1. Goods traffic

3.2. Containers traffic

3.3. Ships traffic

3.3.1. Total merchant ships entered in the year (number and GT's)

3.3.2. Classification by type of ships (number and GT's)

3.3.3. Classification by flags (number and GT's)

3.3.3.1. Over 100,000 G.T.

3.3.3.2. Total ships traffic by Port Authority

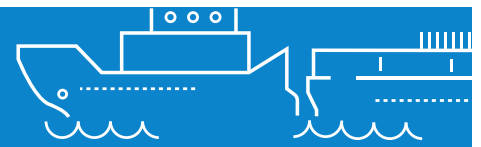
3.4. Sea passengers and automobiles in transport regime

3.5. Statistic breakdown of Ports Authorities

**3.3.3.1. Total mayores de 100.000 G.T.**  
*Over 100,000 G.T.*

| BANDERAS<br>FLAGS | Número<br>Number | G.T.<br>G.T. |
|-------------------|------------------|--------------|
| ESPAÑA            | 86.952           | 484.678.002  |
| CHIPRE            | 21.050           | 281.977.858  |
| MALTA             | 10.200           | 250.609.704  |
| ITALIA            | 5.386            | 220.743.991  |
| PANAMÁ            | 4.381            | 180.123.170  |
| LIBERIA           | 4.284            | 158.378.808  |
| ISLAS MARSHALL    | 3.438            | 107.084.617  |
| BAHAMAS           | 2.101            | 105.729.714  |
| PORTUGAL          | 5.486            | 72.139.688   |
| SINGAPUR          | 1.735            | 67.256.950   |
| HONG KONG         | 1.382            | 64.823.457   |
| MARRUECOS         | 3.760            | 51.149.387   |
| BERMUDAS          | 483              | 40.099.537   |
| DINAMARCA         | 882              | 35.365.477   |
| REINO UNIDO       | 1.809            | 31.995.232   |
| ALEMANIA          | 859              | 30.578.863   |
| GRECIA            | 870              | 28.339.986   |
| ANTIGUA Y BARBUDA | 3.473            | 22.295.711   |
| PAÍSES BAJOS      | 3.424            | 21.688.465   |
| FRANCIA           | 710              | 19.640.676   |
| NORUEGA           | 605              | 18.116.513   |
| ESTADOS UNIDOS    | 646              | 16.661.070   |
| TURQUÍA           | 960              | 9.653.315    |
| GIBRALTAR         | 773              | 7.902.826    |
| EGIPTO            | 728              | 6.538.165    |
| ISLAS CAIMÁN      | 256              | 5.952.193    |
| CHINA             | 137              | 5.783.774    |
| ARGELIA           | 260              | 4.778.942    |
| JAPÓN             | 186              | 4.740.627    |
| FINLANDIA         | 192              | 4.092.459    |
| ISRAEL            | 88               | 3.508.151    |
| BÉLGICA           | 250              | 2.414.896    |
| BARBADOS          | 421              | 1.964.832    |
| CROACIA           | 41               | 1.671.334    |
| IRLANDA           | 334              | 1.572.394    |
| LUXEMBURGO        | 128              | 1.526.570    |
| FILIPINAS         | 68               | 1.378.569    |
| LITUANIA          | 176              | 1.344.301    |
| TÚNEZ             | 56               | 1.263.706    |
| RUSIA             | 210              | 1.141.077    |
| COREA DEL SUR     | 21               | 1.088.454    |
| ISLAS COOK        | 156              | 935.808      |
| LÍBANO            | 111              | 890.522      |
| TAILANDIA         | 30               | 817.898      |
| MALASIA           | 8                | 805.119      |
| BELICE            | 115              | 785.023      |

|                              |                |                      |
|------------------------------|----------------|----------------------|
| TOGO                         | 185            | 711.845              |
| SUIZA                        | 38             | 710.321              |
| QATAR                        | 22             | 666.008              |
| INDIA                        | 14             | 649.807              |
| SUECIA                       | 59             | 644.965              |
| SAN VICENTE Y LAS GRANADINAS | 172            | 617.699              |
| VANUATU                      | 114            | 557.015              |
| ARABIA SAUDÍ                 | 18             | 541.888              |
| SIERRA LEONA                 | 84             | 340.502              |
| CURAÇAO                      | 40             | 292.495              |
| BANGLADESH                   | 11             | 267.488              |
| BRASIL                       | 5              | 266.412              |
| PALAOS                       | 51             | 212.325              |
| AZERBAIYÁN                   | 41             | 207.182              |
| LIBIA                        | 5              | 201.988              |
| ISLAS FEROE                  | 28             | 180.017              |
| IRÁN                         | 7              | 164.635              |
| TUVALU                       | 17             | 162.580              |
| SRI LANKA                    | 20             | 161.966              |
| BAHRÉIN                      | 3              | 158.713              |
| BOSNIA Y HERZEGOVINA         | 4              | 137.736              |
| COMORAS                      | 56             | 134.448              |
| LIECHTENSTEIN                | 2              | 124.660              |
| LETONIA                      | 58             | 117.108              |
| MOLDAVIA                     | 23             | 92.896               |
| ISLAS PITCAIRN               | 2              | 87.750               |
| <b>Total</b>                 | <b>170.700</b> | <b>2.390.438.280</b> |



PORT TRAFFIC > Ships traffic > Classification by flags (number and GT's) > Total ships traffic by Port Authority

3. Port traffic

3.1. Goods traffic

3.2. Containers traffic

3.3. Ships traffic

3.3.1. Total merchant ships entered in the year (number and GT's)

3.3.2. Classification by type of ships (number and GT's)

3.3.3. Classification by flags (number and GT's)

3.3.3.1. Over 100,000 G.T.

3.3.3.2. Total ships traffic by Port Authority

3.4. Sea passengers and automobiles in transport regime

3.5. Statistic breakdown of Ports Authorities

3.3.3.2. Total por Autoridades Portuarias  
Total ships traffic by Port Authorities

| Auto-<br>ridades<br>Por-<br>tuarias<br>Port<br>Authori-<br>ties | ESPAÑA           |                    | CHIPRE           |                    | MALTA            |                    | ITALIA           |                    | PANAMÁ           |                    | LIBERIA          |                    |
|---|------------------|--------------------|------------------|--------------------|------------------|--------------------|------------------|--------------------|------------------|--------------------|------------------|--------------------|
|   | Número<br>Number | G.T.<br>G.T.       | Número<br>Number | G.T.<br>G.T.       | Número<br>Number | G.T.<br>G.T.       | Número<br>Number | G.T.<br>G.T.       | Número<br>Number | G.T.<br>G.T.       | Número<br>Number | G.T.<br>G.T.       |
| A Coruña  | 53               | 211.704            | 29               | 161.839            | 220              | 3.174.419          | 33               | 1.628.843          | 34               | 539.677            | 26               | 1.346.021          |
| Alicante  | 12               | 147.818            | 81               | 1.129.445          | 59               | 1.415.435          | 12               | 95.598             | 23               | 473.466            | 9                | 184.143            |
| Almería   | 637              | 14.033.493         | 1.083            | 18.208.480         | 42               | 649.960            | 8                | 43.959             | 25               | 461.747            | 16               | 441.220            |
| Avilés  | 57               | 228.497            | 29               | 105.022            | 63               | 586.200            | 7                | 55.973             | 43               | 551.740            | 49               | 669.905            |
| Bahía de Algeciras  | 8.109            | 57.327.230         | 7.702            | 62.686.251         | 2.604            | 35.417.976         | 214              | 2.743.711          | 352              | 19.837.819         | 937              | 32.141.157         |
| Bahía de Cádiz  | 215              | 2.100.394          | 75               | 1.645.454          | 118              | 5.044.278          | 76               | 4.557.923          | 49               | 1.319.170          | 19               | 229.890            |
| Baleares  | 47.850           | 95.681.553         | 2.876            | 62.968.720         | 367              | 22.436.014         | 1.078            | 47.390.877         | 148              | 13.010.856         | 2                | 32.846             |
| Barcelona   | 1.083            | 25.219.980         | 950              | 25.470.284         | 1.316            | 53.735.685         | 1.770            | 78.263.436         | 549              | 36.703.426         | 588              | 28.701.367         |
| Bilbao  | 43               | 1.225.764          | 281              | 3.356.545          | 302              | 5.078.955          | 31               | 541.392            | 105              | 2.255.472          | 151              | 4.352.046          |
| Cartagena   | 45               | 472.176            | 67               | 440.695            | 373              | 6.148.073          | 98               | 1.949.433          | 165              | 2.655.866          | 106              | 3.838.958          |
| Castellón   | 74               | 909.298            | 40               | 292.152            | 266              | 3.738.641          | 101              | 1.605.752          | 208              | 4.555.274          | 140              | 3.438.194          |
| Ceuta   | 5.792            | 35.893.404         | 2.132            | 5.542.615          | 524              | 4.761.471          | 104              | 719.786            | 250              | 3.874.406          | 179              | 4.018.686          |
| Ferrol-San Cibrao   | 57               | 487.151            | 97               | 671.238            | 101              | 1.188.150          | 8                | 246.455            | 40               | 1.879.460          | 80               | 1.673.796          |
| Gijón   | 147              | 926.903            | 114              | 1.217.449          | 63               | 1.354.928          | 24               | 449.613            | 91               | 3.463.888          | 85               | 2.739.038          |
| Huelva  | 160              | 3.578.326          | 192              | 2.815.031          | 627              | 6.370.974          | 163              | 2.101.353          | 121              | 1.792.668          | 100              | 2.544.703          |
| Las Palmas  | 6.142            | 72.598.579         | 1.237            | 21.372.839         | 746              | 28.687.818         | 238              | 20.911.143         | 816              | 24.297.544         | 575              | 21.390.988         |
| Málaga  | 616              | 10.723.178         | 352              | 7.833.885          | 145              | 6.472.128          | 53               | 4.692.905          | 65               | 3.137.318          | 69               | 2.149.487          |
| Marin y Ria de Pontevedra                                       | 76               | 58.569             | 29               | 242.864            | 16               | 222.045            | -                | -                  | 16               | 180.730            | 19               | 431.268            |
| Melilla   | 852              | 19.959.974         | 648              | 14.921.950         | 20               | 145.758            | 12               | 79.368             | -                | -                  | -                | -                  |
| Motril  | 434              | 4.813.719          | 611              | 10.353.829         | 31               | 349.201            | 3                | 36.896             | 16               | 193.872            | 16               | 181.289            |
| Pasaia  | 10               | 39.518             | 43               | 154.826            | 16               | 57.336             | 1                | 14.118             | 22               | 154.957            | 11               | 59.886             |
| Sta. C. de Tenerife   | 12.979           | 118.292.184        | 1.013            | 12.153.751         | 427              | 18.821.171         | 166              | 12.777.939         | 90               | 2.963.538          | 62               | 2.239.668          |
| Santander   | 27               | 61.689             | 179              | 2.767.611          | 214              | 4.048.714          | 2                | 113.593            | 83               | 2.452.649          | 26               | 564.424            |
| Sevilla   | 143              | 1.345.986          | 58               | 278.821            | 115              | 744.924            | 6                | 25.035             | 54               | 199.407            | 17               | 122.767            |
| Tarragona   | 104              | 775.603            | 61               | 849.771            | 430              | 7.184.509          | 202              | 4.857.483          | 193              | 4.706.990          | 188              | 6.049.330          |
| Valencia  | 895              | 14.320.846         | 916              | 22.838.613         | 869              | 30.426.126         | 965              | 34.078.744         | 713              | 44.073.102         | 764              | 37.621.407         |
| Vigo  | 311              | 3.066.191          | 119              | 1.081.391          | 106              | 2.200.109          | 10               | 754.675            | 95               | 4.120.144          | 45               | 1.182.271          |
| Vilagarcía  | 29               | 178.275            | 36               | 416.487            | 20               | 148.706            | 1                | 7.988              | 15               | 267.984            | 5                | 34.053             |
| <b>TOTAL</b>  | <b>86.952</b>    | <b>484.678.002</b> | <b>21.050</b>    | <b>281.977.858</b> | <b>10.200</b>    | <b>250.609.704</b> | <b>5.386</b>     | <b>220.743.991</b> | <b>4.381</b>     | <b>180.123.170</b> | <b>4.284</b>     | <b>158.378.808</b> |

| Auto-<br>ridades<br>Por-<br>tuarias<br>Port<br>Authori-<br>ties | ISLAS MARSHALL   |              | BAHAMAS          |              | PORTUGAL         |              | SINGAPUR         |              | HONG KONG        |              | MARRUECOS        |              |
|---|------------------|--------------|------------------|--------------|------------------|--------------|------------------|--------------|------------------|--------------|------------------|--------------|
|   | Número<br>Number | G.T.<br>G.T. | Número<br>Number | G.T.<br>G.T. | Número<br>Number | G.T.<br>G.T. | Número<br>Number | G.T.<br>G.T. | Número<br>Number | G.T.<br>G.T. | Número<br>Number | G.T.<br>G.T. |
| A Coruña  | 78               | 3.090.320    | 58               | 2.498.453    | 104              | 748.870      | 23               | 703.835      | 5                | 91.119       | -                | -            |
| Alicante  | 19               | 538.382      | 18               | 1.183.143    | 118              | 961.154      | 1                | 34.164       | 5                | 150.456      | -                | -            |
| Almería   | 23               | 858.718      | 14               | 131.944      | 79               | 747.140      | 14               | 198.554      | 7                | 240.575      | 8                | 1.802        |
| Avilés  | 22               | 419.247      | 22               | 315.206      | 78               | 330.593      | 6                | 111.142      | 1                | 16.978       | -                | -            |
| Bahía de Algeciras  | 874              | 22.171.302   | 177              | 5.812.620    | 380              | 8.180.884    | 490              | 21.393.247   | 358              | 14.392.730   | 3.623            | 50.355.949   |

|                           |              |                    |              |                    |              |                   |              |                   |              |                   |              |                   |
|---------------------------|--------------|--------------------|--------------|--------------------|--------------|-------------------|--------------|-------------------|--------------|-------------------|--------------|-------------------|
| Bahía de Cádiz            | 70           | 1.481.363          | 93           | 5.540.137          | 123          | 1.424.772         | 11           | 177.290           | 7            | 141.099           | 2            | 5.446             |
| Baleares                  | 24           | 1.174.307          | 193          | 16.515.176         | 5            | 50.979            | 1            | 33.831            | -            | -                 | -            | -                 |
| Barcelona                 | 235          | 9.002.905          | 295          | 23.622.355         | 359          | 6.516.271         | 139          | 6.103.499         | 193          | 11.280.974        | 1            | 5.638             |
| Bilbao                    | 148          | 5.407.973          | 60           | 2.954.880          | 167          | 1.809.605         | 57           | 2.231.535         | 38           | 1.026.938         | -            | -                 |
| Cartagena                 | 167          | 7.332.866          | 101          | 4.930.431          | 215          | 1.917.734         | 69           | 2.323.031         | 4            | 145.519           | 4            | 17.884            |
| Castellón                 | 150          | 2.948.673          | 23           | 715.112            | 53           | 841.840           | 48           | 1.290.188         | 26           | 717.316           | 1            | 8.633             |
| Ceuta                     | 207          | 5.462.106          | 27           | 778.542            | 138          | 1.187.109         | 76           | 1.719.961         | 42           | 1.514.803         | 21           | 125.292           |
| Ferrol-San Cibrao         | 36           | 1.506.698          | 36           | 944.253            | 17           | 63.220            | 23           | 737.421           | 11           | 398.636           | -            | -                 |
| Gijón                     | 43           | 1.684.598          | 25           | 660.238            | 112          | 1.328.393         | 15           | 435.803           | 13           | 658.573           | -            | -                 |
| Huelva                    | 172          | 5.581.903          | 31           | 1.358.001          | 230          | 2.213.973         | 103          | 2.182.725         | 49           | 1.356.640         | 11           | 5.290             |
| Las Palmas                | 617          | 20.129.629         | 275          | 10.279.364         | 1.055        | 11.199.436        | 177          | 6.067.984         | 185          | 7.945.084         | 33           | 146.383           |
| Málaga                    | 30           | 1.112.068          | 92           | 4.792.771          | 80           | 1.104.749         | 34           | 1.649.481         | 71           | 4.198.167         | -            | -                 |
| Marín y Ría de Pontevedra | 5            | 169.381            | 4            | 11.485             | 44           | 430.234           | 36           | 1.003.179         | 2            | 55.273            | -            | -                 |
| Melilla                   | -            | -                  | -            | -                  | 16           | 127.237           | -            | -                 | -            | -                 | -            | -                 |
| Motril                    | 11           | 263.538            | 11           | 182.342            | 5            | 37.824            | 3            | 43.683            | 4            | 89.923            | -            | -                 |
| Pasaia                    | 5            | 85.490             | 21           | 238.734            | 220          | 3.854.315         | 15           | 359.402           | 1            | 19.998            | -            | -                 |
| Sta. C. de Tenerife       | 93           | 2.745.568          | 85           | 4.108.479          | 686          | 6.221.418         | 33           | 1.176.676         | 10           | 318.422           | 1            | 3.576             |
| Santander                 | 24           | 637.780            | 38           | 1.180.474          | 138          | 2.309.689         | 41           | 1.599.572         | 14           | 480.917           | -            | -                 |
| Sevilla                   | 10           | 123.835            | 21           | 219.012            | 55           | 366.851           | -            | -                 | 1            | 16.978            | 2            | 18.940            |
| Tarragona                 | 189          | 5.683.832          | 99           | 3.498.348          | 156          | 1.432.790         | 87           | 2.432.563         | 45           | 1.273.654         | -            | -                 |
| Valencia                  | 103          | 4.381.926          | 166          | 7.895.595          | 554          | 13.896.952        | 156          | 10.403.974        | 254          | 16.874.346        | 53           | 454.554           |
| Vigo                      | 74           | 2.922.042          | 107          | 5.296.843          | 272          | 2.557.849         | 77           | 2.844.210         | 35           | 1.406.716         | -            | -                 |
| Vilagarcía                | 9            | 168.167            | 9            | 65.776             | 27           | 277.807           | -            | -                 | 1            | 11.623            | -            | -                 |
| <b>TOTAL</b>              | <b>3.438</b> | <b>107.084.617</b> | <b>2.101</b> | <b>105.729.714</b> | <b>5.486</b> | <b>72.139.688</b> | <b>1.735</b> | <b>67.256.950</b> | <b>1.382</b> | <b>64.823.457</b> | <b>3.760</b> | <b>51.149.387</b> |

| Autoridades Portuarias<br><i>Port Authorities</i> | BERMUDAS                |                     | DINAMARCA               |                     | REINO UNIDO             |                     | ALEMANIA                |                     | GRECIA                  |                     | ANTIGUA Y BARBUDA       |                     |
|---|-------------------------|---------------------|-------------------------|---------------------|-------------------------|---------------------|-------------------------|---------------------|-------------------------|---------------------|-------------------------|---------------------|
|   | Número<br><i>Number</i> | G.T.<br><i>G.T.</i> | Número<br><i>Number</i> | G.T.<br><i>G.T.</i> | Número<br><i>Number</i> | G.T.<br><i>G.T.</i> | Número<br><i>Number</i> | G.T.<br><i>G.T.</i> | Número<br><i>Number</i> | G.T.<br><i>G.T.</i> | Número<br><i>Number</i> | G.T.<br><i>G.T.</i> |
| A Coruña  | 22                      | 1.913.526           | 21                      | 229.641             | 49                      | 773.028             | 31                      | 258.539             | 18                      | 1.066.793           | 80                      | 312.992             |
| Alicante  | 3                       | 196.892             | 13                      | 32.177              | 24                      | 228.149             | 31                      | 220.168             | 4                       | 104.176             | 56                      | 432.597             |
| Almería   | -                       | -                   | 4                       | 13.777              | 14                      | 74.083              | 14                      | 85.157              | 9                       | 38.531              | 30                      | 197.126             |
| Avilés  | 1                       | 7.179               | 3                       | 22.679              | 28                      | 128.677             | 1                       | 6.668               | -                       | -                   | 142                     | 578.243             |
| Bahía de Algeciras                                | 24                      | 1.650.579           | 350                     | 27.128.721          | 430                     | 5.042.054           | 118                     | 6.329.058           | 128                     | 5.194.021           | 181                     | 1.989.560           |
| Bahía de Cádiz                                    | 17                      | 1.685.001           | 8                       | 76.877              | 37                      | 1.648.256           | 4                       | 23.413              | 22                      | 54.727              | 24                      | 218.946             |
| Baleares  | 4                       | 344.473             | 6                       | 65.222              | 6                       | 177.386             | 2                       | 16.652              | 186                     | 2.552.894           | 22                      | 166.298             |
| Barcelona   | 54                      | 4.666.113           | 59                      | 1.475.207           | 71                      | 3.453.600           | 145                     | 9.254.493           | 40                      | 1.557.297           | 303                     | 2.637.557           |
| Bilbao  | 21                      | 1.422.742           | 52                      | 523.857             | 49                      | 697.420             | 21                      | 276.294             | 23                      | 1.396.593           | 227                     | 1.319.470           |
| Cartagena   | 21                      | 2.202.903           | 20                      | 375.294             | 70                      | 1.666.063           | 34                      | 309.977             | 72                      | 1.633.105           | 75                      | 543.713             |
| Castellón   | -                       | -                   | 23                      | 341.245             | 57                      | 680.777             | 8                       | 70.174              | 23                      | 1.105.786           | 123                     | 1.184.048           |
| Ceuta   | 2                       | 83.331              | 45                      | 370.340             | 178                     | 1.289.723           | 19                      | 111.075             | 29                      | 748.488             | 404                     | 1.876.325           |
| Ferrol-San Cibrao                                 | 7                       | 455.589             | 4                       | 41.016              | 30                      | 423.112             | 17                      | 136.354             | 7                       | 284.530             | 196                     | 1.126.435           |
| Gijón   | 2                       | 169.144             | 12                      | 84.988              | 20                      | 351.490             | 4                       | 24.415              | 1                       | 91.656              | 119                     | 550.923             |
| Huelva  | 31                      | 2.853.898           | 45                      | 584.167             | 49                      | 781.337             | 20                      | 212.045             | 30                      | 1.441.583           | 48                      | 298.261             |
| Las Palmas  | 71                      | 6.132.228           | 92                      | 1.305.036           | 148                     | 4.210.765           | 78                      | 567.541             | 109                     | 6.204.835           | 260                     | 2.208.244           |
| Málaga  | 24                      | 1.619.234           | 16                      | 740.186             | 25                      | 353.973             | 33                      | 842.759             | 31                      | 602.703             | 26                      | 262.235             |
| Marín y Ría de Pontevedra                         | -                       | -                   | 6                       | 230.863             | 26                      | 212.774             | -                       | -                   | -                       | -                   | 37                      | 135.000             |
| Melilla   | -                       | -                   | 5                       | 28.530              | 32                      | 203.584             | 1                       | 9.981               | -                       | -                   | 9                       | 89.910              |
| Motril  | 1                       | 7.179               | 8                       | 29.546              | 9                       | 79.848              | 1                       | 12.950              | 7                       | 4.851               | 39                      | 173.608             |
| Pasaia  | -                       | -                   | -                       | -                   | 16                      | 49.233              | 6                       | 21.462              | -                       | -                   | 219                     | 657.387             |
| Sta. C. de Tenerife                               | 91                      | 9.212.045           | 8                       | 126.556             | 114                     | 2.674.893           | 48                      | 422.223             | 15                      | 898.507             | 35                      | 273.128             |
| Santander   | 8                       | 670.346             | 15                      | 40.189              | 58                      | 756.487             | 29                      | 1.133.930           | 28                      | 1.053.473           | 138                     | 654.932             |
| Sevilla   | 1                       | 7.179               | 5                       | 18.473              | 30                      | 111.049             | 3                       | 7.940               | 21                      | 18.891              | 117                     | 402.658             |
| Tarragona   | -                       | -                   | 29                      | 382.058             | 131                     | 2.075.101           | 8                       | 77.791              | 36                      | 1.493.929           | 96                      | 530.418             |

|              |            |                   |            |                   |              |                   |            |                   |            |                   |              |                   |
|--------------|------------|-------------------|------------|-------------------|--------------|-------------------|------------|-------------------|------------|-------------------|--------------|-------------------|
| Valencia     | 49         | 2.818.123         | 29         | 1.090.317         | 44           | 2.536.101         | 156        | 9.238.459         | 31         | 792.617           | 391          | 2.651.245         |
| Vigo         | 28         | 1.974.654         | 3          | 2.809             | 46           | 1.148.582         | 19         | 848.945           | -          | -                 | 55           | 756.757           |
| Vilagarcía   | 1          | 7.179             | 1          | 5.706             | 18           | 167.687           | 8          | 60.400            | -          | -                 | 21           | 67.695            |
| <b>TOTAL</b> | <b>483</b> | <b>40.099.537</b> | <b>882</b> | <b>35.365.477</b> | <b>1.809</b> | <b>31.995.232</b> | <b>859</b> | <b>30.578.863</b> | <b>870</b> | <b>28.339.986</b> | <b>3.473</b> | <b>22.295.711</b> |

| Auto-<br>ridades<br>Por-<br>tuarias<br>Port<br>Authori-<br>ties | PAÍSES BAJOS     |                   | FRANCIA          |                   | NORUEGA          |                   | ESTADOS UNIDOS   |                   | TURQUÍA          |                  | GIBRALTAR        |                  |
|---|------------------|-------------------|------------------|-------------------|------------------|-------------------|------------------|-------------------|------------------|------------------|------------------|------------------|
|   | Número<br>Number | G.T.<br>G.T.      | Número<br>Number | G.T.<br>G.T.      | Número<br>Number | G.T.<br>G.T.      | Número<br>Number | G.T.<br>G.T.      | Número<br>Number | G.T.<br>G.T.     | Número<br>Number | G.T.<br>G.T.     |
| A Coruña  | 130              | 518.198           | 39               | 49.130            | 7                | 163.673           | -                | -                 | 6                | 24.072           | 38               | 268.684          |
| Alicante  | 27               | 155.385           | 1                | 3.756             | -                | -                 | -                | -                 | 43               | 244.403          | 5                | 51.804           |
| Almería   | 49               | 237.430           | 4                | 24.185            | 5                | 1.695             | -                | -                 | 4                | 44.122           | 10               | 91.225           |
| Avilés  | 128              | 611.466           | -                | -                 | 4                | 118.943           | -                | -                 | 20               | 94.237           | -                | -                |
| Bahía de Algeciras  | 120              | 635.341           | 124              | 5.555.080         | 54               | 1.637.743         | 618              | 15.844.036        | 88               | 1.512.480        | 48               | 504.458          |
| Bahía de Cádiz  | 50               | 797.986           | 8                | 92.862            | 7                | 125.573           | 10               | 54.241            | 7                | 77.844           | 19               | 74.344           |
| Baleares  | 56               | 407.405           | 22               | 212.442           | 39               | 32.837            | -                | -                 | -                | -                | 7                | 100.225          |
| Barcelona   | 92               | 1.307.099         | 41               | 1.849.833         | 48               | 2.602.717         | 4                | 232.000           | 115              | 1.359.992        | 53               | 1.170.768        |
| Bilbao  | 411              | 2.415.556         | 182              | 4.375.060         | 32               | 1.033.107         | -                | -                 | 31               | 182.975          | 97               | 661.476          |
| Cartagena   | 71               | 1.346.361         | 22               | 128.249           | 43               | 935.761           | -                | -                 | 38               | 245.739          | -                | -                |
| Castellón   | 48               | 190.016           | 4                | 73.821            | 9                | 196.125           | -                | -                 | 167              | 2.473.482        | 9                | 96.509           |
| Ceuta   | 331              | 1.508.451         | 24               | 214.187           | 37               | 546.892           | 1                | 29.433            | 132              | 768.770          | 67               | 321.607          |
| Ferrol-San Cibrao   | 172              | 1.042.292         | 5                | 23.684            | 16               | 430.492           | -                | -                 | 7                | 24.384           | 13               | 43.777           |
| Gijón   | 166              | 904.370           | -                | -                 | 5                | 151.599           | -                | -                 | 6                | 20.162           | 15               | 80.376           |
| Huelva  | 91               | 554.346           | 2                | 12.282            | 26               | 694.411           | -                | -                 | 48               | 320.926          | 30               | 236.821          |
| Las Palmas  | 211              | 1.608.009         | 11               | 116.166           | 65               | 1.515.271         | 5                | 92.007            | 57               | 619.553          | 156              | 1.292.313        |
| Málaga  | 32               | 1.096.092         | 8                | 72.537            | 11               | 349.752           | 1                | 24.488            | 4                | 15.966           | 11               | 40.904           |
| Marín y Ría de Pontevedra                                       | 131              | 398.548           | 1                | 311               | 1                | 2.301             | -                | -                 | -                | -                | 4                | 12.236           |
| Melilla   | -                | -                 | -                | -                 | -                | -                 | -                | -                 | -                | -                | 10               | 52.346           |
| Motril  | 55               | 255.709           | 2                | 21.984            | 9                | 266.238           | -                | -                 | 5                | 21.936           | 12               | 60.541           |
| Pasaia  | 214              | 835.788           | 3                | 46.929            | -                | -                 | -                | -                 | 5                | 24.441           | 21               | 60.780           |
| Sta. C. de Tenerife   | 91               | 941.776           | 4                | 16.443            | 8                | 426.901           | -                | -                 | 2                | 9.046            | 40               | 578.340          |
| Santander   | 151              | 528.592           | 164              | 5.101.176         | 44               | 2.217.324         | 1                | 61.321            | 5                | 22.345           | 26               | 1.060.561        |
| Sevilla   | 119              | 484.044           | -                | -                 | 1                | 4.200             | -                | -                 | 28               | 96.235           | 15               | 50.750           |
| Tarragona   | 106              | 646.432           | 6                | 101.146           | 35               | 1.049.155         | -                | -                 | 35               | 152.120          | 19               | 148.634          |
| Valencia  | 159              | 841.876           | 24               | 1.537.371         | 54               | 2.291.280         | 5                | 311.027           | 105              | 1.292.618        | 34               | 658.811          |
| Vigo  | 98               | 925.511           | 8                | 11.695            | 44               | 1.296.159         | 1                | 12.517            | 1                | 2.606            | 6                | 158.763          |
| Vilagarcía  | 115              | 494.386           | 1                | 347               | 1                | 26.364            | -                | -                 | 1                | 2.861            | 8                | 25.773           |
| <b>TOTAL</b>  | <b>3.424</b>     | <b>21.688.465</b> | <b>710</b>       | <b>19.640.676</b> | <b>605</b>       | <b>18.116.513</b> | <b>646</b>       | <b>16.661.070</b> | <b>960</b>       | <b>9.653.315</b> | <b>773</b>       | <b>7.902.826</b> |

| Auto-<br>ridades<br>Por-<br>tuarias<br>Port<br>Authori-<br>ties | EGIPTO           |              | ISLAS CAIMÁN     |              | CHINA            |              | ARGELIA          |              | JAPÓN            |              | FINLANDIA        |              |
|---|------------------|--------------|------------------|--------------|------------------|--------------|------------------|--------------|------------------|--------------|------------------|--------------|
|   | Número<br>Number | G.T.<br>G.T. | Número<br>Number | G.T.<br>G.T. | Número<br>Number | G.T.<br>G.T. | Número<br>Number | G.T.<br>G.T. | Número<br>Number | G.T.<br>G.T. | Número<br>Number | G.T.<br>G.T. |
| A Coruña  | -                | -            | 11               | 128.499      | -                | -            | 1                | 8.161        | -                | -            | 1                | 6.154        |
| Alicante  | -                | -            | -                | -            | 1                | 22.494       | 100              | 2.023.655    | -                | -            | -                | -            |
| Almería   | -                | -            | 1                | 197          | 1                | 30.963       | 8                | 26.984       | -                | -            | 1                | 16.690       |
| Avilés  | -                | -            | 1                | 3.811        | 5                | 127.346      | -                | -            | -                | -            | 3                | 10.080       |
| Bahía de Algeciras  | 723              | 6.399.273    | 38               | 1.131.719    | 9                | 319.333      | -                | -            | 3                | 131.979      | -                | -            |
| Bahía de Cádiz  | -                | -            | 8                | 23.100       | 4                | 57.978       | -                | -            | -                | -            | -                | -            |
| Baleares  | -                | -            | -                | -            | -                | -            | -                | -            | -                | -            | -                | -            |
| Barcelona   | -                | -            | 22               | 675.904      | 7                | 429.675      | 49               | 904.591      | 38               | 2.274.040    | 8                | 270.528      |
| Bilbao  | -                | -            | 13               | 465.183      | 1                | 24.142       | 1                | 11.494       | 3                | 63.331       | 78               | 1.897.757    |
| Cartagena   | -                | -            | 7                | 328.496      | 16               | 535.039      | 9                | 472.667      | 1                | 4.865        | 1                | 3.583        |
| Castellón   | -                | -            | 8                | 194.615      | 3                | 80.024       | 6                | 105.844      | -                | -            | 1                | 5.052        |
| Ceuta   | 2                | 82.254       | 25               | 261.521      | 3                | 111.267      | -                | -            | 2                | 42.202       | -                | -            |
| Ferrol-San Cibrao   | -                | -            | 1                | 23.268       | 4                | 130.605      | 2                | 15.737       | -                | -            | 4                | 22.082       |







|                     |            |                |           |                |          |                |            |                |            |                |           |                |
|---------------------|------------|----------------|-----------|----------------|----------|----------------|------------|----------------|------------|----------------|-----------|----------------|
| Pasaia              | -          | -              | -         | -              | -        | -              | 2          | 7.592          | -          | -              | -         | -              |
| Sta. C. de Tenerife | 2          | 8.766          | -         | -              | -        | -              | 2          | 14.016         | -          | -              | 1         | 5.832          |
| Santander           | -          | -              | 3         | 91.983         | -        | -              | 3          | 38.550         | -          | -              | -         | -              |
| Sevilla             | 1          | 4.255          | -         | -              | -        | -              | 5          | 18.980         | 6          | 28.299         | -         | -              |
| Tarragona           | 13         | 41.778         | -         | -              | -        | -              | 3          | 33.658         | 35         | 85.583         | 1         | 5.832          |
| Valencia            | 2          | 18.686         | 3         | 90.253         | -        | -              | 5          | 56.984         | 4          | 16.838         | 1         | 12.578         |
| Vigo                | -          | -              | 3         | 102.121        | -        | -              | 1          | 2.218          | -          | -              | -         | -              |
| Vilagarcía          | -          | -              | -         | -              | -        | -              | -          | -              | -          | -              | -         | -              |
| <b>TOTAL</b>        | <b>111</b> | <b>890.522</b> | <b>30</b> | <b>817.898</b> | <b>8</b> | <b>805.119</b> | <b>115</b> | <b>785.023</b> | <b>185</b> | <b>711.845</b> | <b>38</b> | <b>710.321</b> |

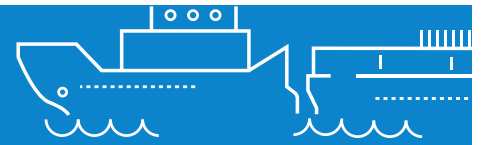
| Auto-<br>ridades<br>Por-<br>tuarias<br>Port<br>Authori-<br>ties | QATAR            |                | INDIA            |                | SUECIA           |                | SAN VICENTE Y LAS GRANADINAS |                | VANUATU          |                | ARABIA SAUDÍ     |                |
|---|------------------|----------------|------------------|----------------|------------------|----------------|------------------------------|----------------|------------------|----------------|------------------|----------------|
|   | Número<br>Number | G.T.<br>G.T.   | Número<br>Number | G.T.<br>G.T.   | Número<br>Number | G.T.<br>G.T.   | Número<br>Number             | G.T.<br>G.T.   | Número<br>Number | G.T.<br>G.T.   | Número<br>Number | G.T.<br>G.T.   |
| A Coruña  | 1                | 25.408         | -                | -              | 6                | 85.328         | 2                            | 4.659          | 3                | 14.919         | -                | -              |
| Alicante  | -                | -              | -                | -              | -                | -              | 3                            | 10.855         | 2                | 4.885          | -                | -              |
| Almería   | 1                | 30.303         | -                | -              | -                | -              | 2                            | 4.714          | -                | -              | -                | -              |
| Avilés  | -                | -              | -                | -              | -                | -              | 9                            | 26.966         | 4                | 13.607         | -                | -              |
| Bahía de Algeciras  | 4                | 133.467        | 7                | 396.245        | 7                | 99.183         | 13                           | 119.057        | 3                | 7.134          | 2                | 46.394         |
| Bahía de Cádiz  | -                | -              | 1                | 4.100          | 3                | 13.425         | 2                            | 6.368          | 2                | 6.178          | 1                | 29.575         |
| Baleares  | -                | -              | -                | -              | -                | -              | 12                           | 11.976         | -                | -              | -                | -              |
| Barcelona   | -                | -              | 1                | 42.403         | -                | -              | 21                           | 52.246         | 4                | 9.654          | 7                | 199.030        |
| Bilbao  | -                | -              | -                | -              | 3                | 33.176         | 10                           | 18.274         | 2                | 4.732          | -                | -              |
| Cartagena   | -                | -              | -                | -              | 1                | 12.770         | 6                            | 14.261         | 6                | 16.057         | 1                | 8.457          |
| Castellón   | 2                | 82.651         | -                | -              | 2                | 25.365         | 8                            | 23.820         | 2                | 5.730          | -                | -              |
| Ceuta   | -                | -              | 3                | 139.912        | 5                | 77.457         | 13                           | 43.849         | 22               | 81.197         | -                | -              |
| Ferrol-San Cibrao   | -                | -              | -                | -              | 4                | 46.954         | 3                            | 4.049          | 2                | 49.019         | -                | -              |
| Gijón   | -                | -              | -                | -              | -                | -              | 5                            | 9.861          | 3                | 9.182          | -                | -              |
| Huelva  | 1                | 25.408         | 1                | 23.304         | 2                | 25.540         | 9                            | 37.769         | 1                | 1.220          | 2                | 52.772         |
| Las Palmas  | 8                | 259.217        | 1                | 43.843         | 8                | 34.568         | 1                            | 20.236         | 22               | 93.106         | 1                | 2.804          |
| Málaga  | -                | -              | -                | -              | 2                | 691            | 1                            | 22.927         | -                | -              | -                | -              |
| Marín y Ria de Pontevedra                                       | -                | -              | -                | -              | -                | -              | 2                            | 2.870          | 2                | 5.194          | -                | -              |
| Melilla   | -                | -              | -                | -              | -                | -              | -                            | -              | -                | -              | -                | -              |
| Motril  | -                | -              | -                | -              | -                | -              | -                            | -              | 2                | 5.271          | 1                | 50.714         |
| Pasaia  | -                | -              | -                | -              | -                | -              | 7                            | 12.768         | 1                | 2.744          | -                | -              |
| Sta. C. de Tenerife   | 1                | 25.408         | -                | -              | -                | -              | 2                            | 36.488         | 3                | 128.283        | -                | -              |
| Santander   | -                | -              | -                | -              | 11               | 164.458        | 4                            | 10.035         | 1                | 2.748          | 1                | 50.714         |
| Sevilla   | -                | -              | -                | -              | -                | -              | 4                            | 9.115          | 11               | 27.954         | -                | -              |
| Tarragona   | 3                | 76.224         | -                | -              | 1                | 12.770         | 4                            | 27.928         | 9                | 49.635         | -                | -              |
| Valencia  | -                | -              | -                | -              | 1                | 6.694          | 25                           | 79.207         | 5                | 14.523         | 2                | 101.428        |
| Vigo  | 1                | 7.922          | -                | -              | 3                | 6.586          | 3                            | 4.803          | 2                | 4.043          | -                | -              |
| Vilagarcía  | -                | -              | -                | -              | -                | -              | 1                            | 2.598          | -                | -              | -                | -              |
| <b>TOTAL</b>  | <b>22</b>        | <b>666.008</b> | <b>14</b>        | <b>649.807</b> | <b>59</b>        | <b>644.965</b> | <b>172</b>                   | <b>617.699</b> | <b>114</b>       | <b>557.015</b> | <b>18</b>        | <b>541.888</b> |

| Auto-<br>ridades<br>Por-<br>tuarias<br>Port<br>Authori-<br>ties | SIERRA LEONA     |              | CURAÇAO          |              | BANGLADESH       |              | BRASIL           |              | PALAOS           |              | AZERBAIYÁN       |              |
|---|------------------|--------------|------------------|--------------|------------------|--------------|------------------|--------------|------------------|--------------|------------------|--------------|
|   | Número<br>Number | G.T.<br>G.T. | Número<br>Number | G.T.<br>G.T. | Número<br>Number | G.T.<br>G.T. | Número<br>Number | G.T.<br>G.T. | Número<br>Number | G.T.<br>G.T. | Número<br>Number | G.T.<br>G.T. |
| A Coruña  | -                | -            | 1                | 3.995        | -                | -            | -                | -            | -                | -            | -                | -            |
| Alicante  | 2                | 8.550        | -                | -            | -                | -            | -                | -            | 4                | 15.992       | -                | -            |
| Almería   | -                | -            | -                | -            | -                | -            | -                | -            | -                | -            | -                | -            |
| Avilés  | -                | -            | -                | -            | -                | -            | -                | -            | -                | -            | -                | -            |
| Bahía de Algeciras  | -                | -            | 3                | 29.279       | 2                | 48.334       | -                | -            | 1                | 4.178        | 35               | 177.625      |
| Bahía de Cádiz  | 2                | 6.922        | -                | -            | -                | -            | -                | -            | -                | -            | -                | -            |
| Baleares  | -                | -            | 5                | 63.210       | -                | -            | -                | -            | -                | -            | -                | -            |
| Barcelona   | 4                | 18.167       | -                | -            | 3                | 72.501       | -                | -            | 4                | 15.992       | -                | -            |

|                           |           |                |           |                |           |                |          |                |           |                |           |                |
|---------------------------|-----------|----------------|-----------|----------------|-----------|----------------|----------|----------------|-----------|----------------|-----------|----------------|
| Bilbao                    | -         | -              | -         | -              | -         | -              | -        | -              | 2         | 8.293          | -         | -              |
| Cartagena                 | 12        | 38.983         | 2         | 25.284         | -         | -              | -        | -              | 11        | 58.532         | 1         | 4.182          |
| Castellón                 | 29        | 115.800        | -         | -              | -         | -              | 1        | 16.914         | -         | -              | -         | -              |
| Ceuta                     | 4         | 19.248         | 3         | 29.274         | -         | -              | -        | -              | 1         | 134            | 4         | 20.300         |
| Ferrol-San Cibrao         | -         | -              | -         | -              | 2         | 48.334         | -        | -              | -         | -              | -         | -              |
| Gijón                     | -         | -              | 1         | 2.528          | -         | -              | -        | -              | -         | -              | -         | -              |
| Huelva                    | 3         | 24.250         | -         | -              | 3         | 72.501         | -        | -              | 1         | 4.178          | 1         | 5.075          |
| Las Palmas                | 1         | 2.732          | 21        | 122.721        | 1         | 25.818         | 4        | 249.498        | 8         | 36.794         | -         | -              |
| Málaga                    | 2         | 6.624          | -         | -              | -         | -              | -        | -              | 1         | 1.932          | -         | -              |
| Marín y Ría de Pontevedra | -         | -              | -         | -              | -         | -              | -        | -              | -         | -              | -         | -              |
| Melilla                   | -         | -              | -         | -              | -         | -              | -        | -              | -         | -              | -         | -              |
| Motril                    | -         | -              | -         | -              | -         | -              | -        | -              | -         | -              | -         | -              |
| Pasaia                    | -         | -              | 2         | 7.990          | -         | -              | -        | -              | -         | -              | -         | -              |
| Sta. C. de Tenerife       | -         | -              | -         | -              | -         | -              | -        | -              | 1         | 7.878          | -         | -              |
| Santander                 | -         | -              | -         | -              | -         | -              | -        | -              | -         | -              | -         | -              |
| Sevilla                   | 2         | 16.402         | -         | -              | -         | -              | -        | -              | 2         | 6.762          | -         | -              |
| Tarragona                 | 17        | 57.172         | 1         | 6.540          | -         | -              | -        | -              | 5         | 11.500         | -         | -              |
| Valencia                  | 6         | 25.652         | -         | -              | -         | -              | -        | -              | 9         | 35.982         | -         | -              |
| Vigo                      | -         | -              | -         | -              | -         | -              | -        | -              | 1         | 4.178          | -         | -              |
| Vilagarcía                | -         | -              | 1         | 1.674          | -         | -              | -        | -              | -         | -              | -         | -              |
| <b>TOTAL</b>              | <b>84</b> | <b>340.502</b> | <b>40</b> | <b>292.495</b> | <b>11</b> | <b>267.488</b> | <b>5</b> | <b>266.412</b> | <b>51</b> | <b>212.325</b> | <b>41</b> | <b>207.182</b> |

| Autoridades Portuarias Port Authorities | LIBIA         |                | ISLAS FEROE   |                | IRÁN          |                | TUVALU        |                | SRI LANKA     |                | BAHRÉIN       |                |
|---|---------------|----------------|---------------|----------------|---------------|----------------|---------------|----------------|---------------|----------------|---------------|----------------|
|   | Número Number | G.T. G.T.      | Número Number | G.T. G.T.      | Número Number | G.T. G.T.      | Número Number | G.T. G.T.      | Número Number | G.T. G.T.      | Número Number | G.T. G.T.      |
| A Coruña                                | -             | -              | 2             | 38.011         | -             | -              | -             | -              | -             | -              | -             | -              |
| Alicante                                | -             | -              | -             | -              | -             | -              | -             | -              | -             | -              | -             | -              |
| Almería                                 | -             | -              | -             | -              | -             | -              | -             | -              | -             | -              | -             | -              |
| Avilés                                  | -             | -              | 1             | 3.618          | -             | -              | -             | -              | 1             | 9.772          | -             | -              |
| Bahía de Algeciras                      | 1             | 84.735         | -             | -              | -             | -              | 1             | 4.062          | -             | -              | -             | -              |
| Bahía de Cádiz                          | -             | -              | -             | -              | -             | -              | 4             | 33.076         | -             | -              | 1             | 93.558         |
| Baleares                                | -             | -              | -             | -              | -             | -              | -             | -              | -             | -              | -             | -              |
| Barcelona                               | 1             | 29.304         | -             | -              | -             | -              | -             | -              | -             | -              | -             | -              |
| Bilbao                                  | 1             | 29.304         | 2             | 16.702         | -             | -              | -             | -              | -             | -              | -             | -              |
| Cartagena                               | -             | -              | -             | -              | -             | -              | -             | -              | 1             | 9.772          | 1             | 21.049         |
| Castellón                               | -             | -              | 1             | 11.377         | -             | -              | 4             | 15.780         | -             | -              | -             | -              |
| Ceuta                                   | 1             | 29.304         | 1             | 3.618          | -             | -              | -             | -              | 3             | 19.752         | -             | -              |
| Ferrol-San Cibrao                       | -             | -              | 1             | 3.618          | 1             | 9.999          | -             | -              | -             | -              | -             | -              |
| Gijón                                   | -             | -              | -             | -              | -             | -              | -             | -              | -             | -              | -             | -              |
| Huelva                                  | -             | -              | -             | -              | -             | -              | -             | -              | -             | -              | -             | -              |
| Las Palmas                              | -             | -              | 11            | 51.831         | -             | -              | 4             | 83.349         | 12            | 102.918        | -             | -              |
| Málaga                                  | -             | -              | 7             | 41.671         | -             | -              | -             | -              | -             | -              | -             | -              |
| Marín y Ría de Pontevedra               | -             | -              | -             | -              | -             | -              | -             | -              | -             | -              | -             | -              |
| Melilla                                 | -             | -              | -             | -              | -             | -              | -             | -              | -             | -              | -             | -              |
| Motril                                  | -             | -              | -             | -              | -             | -              | -             | -              | -             | -              | -             | -              |
| Pasaia                                  | -             | -              | -             | -              | -             | -              | -             | -              | -             | -              | -             | -              |
| Sta. C. de Tenerife                     | -             | -              | -             | -              | -             | -              | -             | -              | -             | -              | 1             | 44.106         |
| Santander                               | -             | -              | 1             | 3.618          | -             | -              | 1             | 11.848         | 1             | 4.990          | -             | -              |
| Sevilla                                 | -             | -              | -             | -              | -             | -              | 1             | 8.539          | -             | -              | -             | -              |
| Tarragona                               | -             | -              | 1             | 5.953          | 1             | 27.681         | 2             | 5.926          | -             | -              | -             | -              |
| Valencia                                | -             | -              | -             | -              | 5             | 126.955        | -             | -              | 2             | 14.762         | -             | -              |
| Vigo                                    | -             | -              | -             | -              | -             | -              | -             | -              | -             | -              | -             | -              |
| Vilagarcía                              | 1             | 29.341         | -             | -              | -             | -              | -             | -              | -             | -              | -             | -              |
| <b>TOTAL</b>                            | <b>5</b>      | <b>201.988</b> | <b>28</b>     | <b>180.017</b> | <b>7</b>      | <b>164.635</b> | <b>17</b>     | <b>162.580</b> | <b>20</b>     | <b>161.966</b> | <b>3</b>      | <b>158.713</b> |

| Autoridades Portuarias<br>Port Authorities | BOSNIA Y HERZEGOVINA |                | COMORAS       |                | LIECHTENSTEIN |                | LETONIA       |                | MOLDAVIA      |               | ISLAS PITCAIRN |               |
|--|----------------------|----------------|---------------|----------------|---------------|----------------|---------------|----------------|---------------|---------------|----------------|---------------|
|  | Número Number        | G.T. G.T.      | Número Number | G.T. G.T.      | Número Number | G.T. G.T.      | Número Number | G.T. G.T.      | Número Number | G.T. G.T.     | Número Number  | G.T. G.T.     |
| A Coruña                                   | -                    | -              | -             | -              | -             | -              | -             | -              | -             | -             | -              | -             |
| Alicante                                   | -                    | -              | -             | -              | -             | -              | 1             | 1.801          | 2             | 7.875         | -              | -             |
| Almería                                    | -                    | -              | -             | -              | -             | -              | -             | -              | -             | -             | -              | -             |
| Avilés                                     | -                    | -              | -             | -              | -             | -              | 1             | 1.942          | 1             | 4.388         | -              | -             |
| Bahía de Algeciras                         | -                    | -              | 1             | 496            | -             | -              | 2             | 2.788          | 1             | 6.459         | -              | -             |
| Bahía de Cádiz                             | 2                    | 57.036         | 1             | 278            | -             | -              | 1             | 1.801          | -             | -             | -              | -             |
| Baleares                                   | 2                    | 80.700         | -             | -              | -             | -              | 1             | 1.801          | -             | -             | -              | -             |
| Barcelona                                  | -                    | -              | 14            | 22.178         | -             | -              | 18            | 29.347         | -             | -             | -              | -             |
| Bilbao                                     | -                    | -              | 1             | 1.995          | -             | -              | 2             | 4.563          | 2             | 8.538         | -              | -             |
| Cartagena                                  | -                    | -              | 15            | 40.371         | -             | -              | 2             | 4.768          | -             | -             | -              | -             |
| Castellón                                  | -                    | -              | 2             | 10.827         | 1             | 62.330         | 1             | 2.876          | -             | -             | -              | -             |
| Ceuta                                      | -                    | -              | 2             | 11.329         | -             | -              | 5             | 12.925         | 3             | 16.176        | -              | -             |
| Ferrol-San Cibrao                          | -                    | -              | -             | -              | -             | -              | -             | -              | -             | -             | 2              | 87.750        |
| Gijón                                      | -                    | -              | -             | -              | -             | -              | 4             | 7.815          | -             | -             | -              | -             |
| Huelva                                     | -                    | -              | -             | -              | -             | -              | 2             | 4.768          | 2             | 10.784        | -              | -             |
| Las Palmas                                 | -                    | -              | 1             | 6.272          | -             | -              | 1             | 2.967          | 9             | 26.493        | -              | -             |
| Málaga                                     | -                    | -              | -             | -              | -             | -              | -             | -              | -             | -             | -              | -             |
| Marín y Ria de Pontevedra                  | -                    | -              | -             | -              | -             | -              | 5             | 13.669         | -             | -             | -              | -             |
| Melilla                                    | -                    | -              | -             | -              | -             | -              | -             | -              | -             | -             | -              | -             |
| Motril                                     | -                    | -              | -             | -              | -             | -              | -             | -              | -             | -             | -              | -             |
| Pasaia                                     | -                    | -              | 1             | 1.995          | -             | -              | 2             | 2.785          | -             | -             | -              | -             |
| Sta. C. de Tenerife                        | -                    | -              | -             | -              | -             | -              | 1             | 2.967          | -             | -             | -              | -             |
| Santander                                  | -                    | -              | -             | -              | -             | -              | -             | -              | -             | -             | -              | -             |
| Sevilla                                    | -                    | -              | 2             | 4.122          | -             | -              | 3             | 6.569          | 1             | 3.883         | -              | -             |
| Tarragona                                  | -                    | -              | 13            | 27.762         | 1             | 62.330         | -             | -              | -             | -             | -              | -             |
| Valencia                                   | -                    | -              | 3             | 6.823          | -             | -              | 3             | 5.201          | 1             | 4.150         | -              | -             |
| Vigo                                       | -                    | -              | -             | -              | -             | -              | 2             | 3.850          | 1             | 4.150         | -              | -             |
| Vilagarcía                                 | -                    | -              | -             | -              | -             | -              | 1             | 1.905          | -             | -             | -              | -             |
| <b>TOTAL</b>                               | <b>4</b>             | <b>137.736</b> | <b>56</b>     | <b>134.448</b> | <b>2</b>      | <b>124.660</b> | <b>58</b>     | <b>117.108</b> | <b>23</b>     | <b>92.896</b> | <b>2</b>       | <b>87.750</b> |



PORT TRAFFIC > Sea passengers and automobiles in transport regime > Sea passengers (number) > Non-cruise passengers

3. Port traffic

3.1. Goods traffic

3.2. Containers traffic

3.3. Ships traffic

3.4. Sea passengers and automobiles in transport regime

3.4.1. Sea passengers (number)

3.4.1.1. Non-cruise passengers

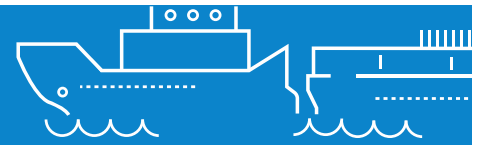
3.4.1.2. Cruise passengers and total non-cruise passengers

3.4.2. Automobiles in transport regime (number)

3.5. Statistic breakdown of Ports Authorities

3.4.1.1. Pasajeros en régimen de transporte (número)  
Non-cruise passengers (number)

| Autoridades Portuarias<br>Port Authorities | EN RÉGIMEN DE TRANSPORTE (A)<br>NON-CRUISE PASSENGERS |                      |                     |                   |                     |                      |                     |                  |                   |                      |                     |                   |
|--|---|----------------------|---------------------|-------------------|---------------------|----------------------|---------------------|------------------|-------------------|----------------------|---------------------|-------------------|
|  | CABOTAJE<br>CABOTAGE                                  |                      |                     |                   | EXTERIOR<br>FOREIGN |                      |                     |                  | TOTAL<br>TOTAL    |                      |                     |                   |
|  | Embarc.<br>Loaded                                     | Desemb.<br>Un-loaded | Tránsito<br>Transit | Total<br>Total    | Embarc.<br>Loaded   | Desemb.<br>Un-loaded | Tránsito<br>Transit | Total<br>Total   | Embarc.<br>Loaded | Desemb.<br>Un-loaded | Tránsito<br>Transit | Total<br>Total    |
| A Coruña                                   | -   | -                    | -                   | -                 | -                   | -                    | -                   | -                | -                 | -                    | -                   | -                 |
| Alicante                                   | -   | 177                  | -                   | 177               | 72.533              | 70.659               | -                   | 143.192          | 72.533            | 70.836               | -                   | 143.369           |
| Almería                                    | 202.769   | 131.654              | -                   | 334.423           | 282.133             | 334.651              | -                   | 616.784          | 484.902           | 466.305              | -                   | 951.207           |
| Avilés                                     | -   | -                    | -                   | -                 | -                   | -                    | -                   | -                | -                 | -                    | -                   | -                 |
| Bahía de Algeciras                         | 1.060.109   | 1.056.796            | -                   | 2.116.905         | 1.957.158           | 2.028.594            | -                   | 3.985.752        | 3.017.267         | 3.085.390            | -                   | 6.102.657         |
| Bahía de Cádiz                             | 11.068  | 11.250               | -                   | 22.318            | -                   | -                    | -                   | -                | 11.068            | 11.250               | -                   | 22.318            |
| Baleares                                   | 3.384.922   | 3.400.228            | -                   | 6.785.150         | 37.284              | 38.614               | -                   | 75.898           | 3.422.206         | 3.438.842            | -                   | 6.861.048         |
| Barcelona                                  | 439.707   | 412.546              | -                   | 852.253           | 312.309             | 326.082              | -                   | 638.391          | 752.016           | 738.628              | -                   | 1.490.644         |
| Bilbao                                     | -   | -                    | -                   | -                 | 51.954              | 53.142               | -                   | 105.096          | 51.954            | 53.142               | -                   | 105.096           |
| Cartagena                                  | -   | -                    | -                   | -                 | -                   | -                    | -                   | -                | -                 | -                    | -                   | -                 |
| Castellón                                  | -   | -                    | -                   | -                 | -                   | -                    | -                   | -                | -                 | -                    | -                   | -                 |
| Ceuta                                      | 1.048.022   | 1.052.908            | -                   | 2.100.930         | -                   | -                    | -                   | -                | 1.048.022         | 1.052.908            | -                   | 2.100.930         |
| Ferrol-San Cibrao                          | -   | -                    | -                   | -                 | -                   | -                    | -                   | -                | -                 | -                    | -                   | -                 |
| Gijón                                      | -   | -                    | -                   | -                 | -                   | -                    | -                   | -                | -                 | -                    | -                   | -                 |
| Huelva                                     | 22.727  | 20.517               | -                   | 43.244            | -                   | -                    | -                   | -                | 22.727            | 20.517               | -                   | 43.244            |
| Las Palmas                                 | 754.154   | 759.580              | 303                 | 1.514.037         | -                   | 728                  | -                   | 728              | 754.154           | 760.308              | 303                 | 1.514.765         |
| Málaga                                     | 192.932   | 219.119              | -                   | 412.051           | -                   | -                    | -                   | -                | 192.932           | 219.119              | -                   | 412.051           |
| Marín y Ría de Pontevedra                  | -   | -                    | -                   | -                 | -                   | -                    | -                   | -                | -                 | -                    | -                   | -                 |
| Melilla                                    | 396.039   | 446.313              | -                   | 842.352           | -                   | -                    | -                   | -                | 396.039           | 446.313              | -                   | 842.352           |
| Motril                                     | 50.901  | 46.321               | -                   | 97.222            | 72.890              | 62.866               | -                   | 135.756          | 123.791           | 109.187              | -                   | 232.978           |
| Pasaia                                     | -   | -                    | -                   | -                 | -                   | -                    | -                   | -                | -                 | -                    | -                   | -                 |
| Sta. C. de Tenerife                        | 2.618.457   | 2.618.814            | -                   | 5.237.271         | 884                 | 9                    | -                   | 893              | 2.619.341         | 2.618.823            | -                   | 5.238.164         |
| Santander                                  | -   | -                    | -                   | -                 | 102.046             | 102.888              | -                   | 204.934          | 102.046           | 102.888              | -                   | 204.934           |
| Sevilla                                    | -   | -                    | -                   | -                 | -                   | -                    | -                   | -                | -                 | -                    | -                   | -                 |
| Tarragona                                  | -   | -                    | -                   | -                 | -                   | -                    | -                   | -                | -                 | -                    | -                   | -                 |
| Valencia                                   | 289.866   | 274.871              | -                   | 564.737           | 53.843              | 58.531               | -                   | 112.374          | 343.709           | 333.402              | -                   | 677.111           |
| Vigo                                       | -   | -                    | -                   | -                 | -                   | -                    | -                   | -                | -                 | -                    | -                   | -                 |
| Vilagarcía                                 | -   | -                    | -                   | -                 | -                   | -                    | -                   | -                | -                 | -                    | -                   | -                 |
| <b>TOTAL</b>                               | <b>10.471.673</b>                                     | <b>10.451.094</b>    | <b>303</b>          | <b>20.923.070</b> | <b>2.943.034</b>    | <b>3.076.764</b>     | <b>6</b>            | <b>6.019.798</b> | <b>13.414.707</b> | <b>13.527.858</b>    | <b>303</b>          | <b>26.942.868</b> |



PORT TRAFFIC > Sea passengers and automobiles in transport regime > Sea passengers (number) > Cruise passengers and total non-cruise passengers

3. Port traffic

3.1. Goods traffic

3.2. Containers traffic

3.3. Ships traffic

3.4. Sea passengers and automobiles in transport regime

3.4.1. Sea passengers (number)

3.4.1.1. Non-cruise passengers

3.4.1.2. Cruise passengers and total non-cruise passengers

3.4.2. Automobiles in transport regime (number)

3.5. Statistic breakdown of Ports Authorities

**3.4.1.2. Pasajeros en régimen de crucero turístico y total pasajeros (número)**  
*Cruise passengers and total non-cruise passengers (number)*

| Autoridades Portuarias<br>Port Authorities | EN RÉGIMEN DE CRUCERO TURÍSTICO (B)<br>CRUISE PASSENGERS |                                 |                           |                   | TOTAL PASAJEROS<br>(A+B)<br>SEA PASSENGERS |
|--|--|---------------------------------|---------------------------|-------------------|--|
|  | Inicio de línea<br>Starting a cruise                     | Fin de línea<br>Ending a cruise | En tránsito<br>In transit | Total<br>Total    |  |
| A Coruña                                   | 196  | 247                             | 159.813                   | 160.256           | 160.256                                    |
| Alicante                                   | 433  | 316                             | 62.339                    | 63.088            | 206.457                                    |
| Almería                                    | -  | -                               | 7.177                     | 7.177             | 958.384                                    |
| Avilés                                     | -  | 3                               | 4.541                     | 4.544             | 4.544                                      |
| Bahía de Algeciras                         | -  | -                               | -                         | -                 | 6.102.657                                  |
| Bahía de Cádiz                             | 1.034  | 1.150                           | 475.208                   | 477.392           | 499.710                                    |
| Baleares                                   | 492.852  | 489.849                         | 1.680.991                 | 2.663.692         | 9.524.740                                  |
| Barcelona                                  | 877.622  | 875.600                         | 1.384.696                 | 3.137.918         | 4.628.562                                  |
| Bilbao                                     | 710  | 751                             | 53.987                    | 55.448            | 160.544                                    |
| Cartagena                                  | 263  | 426                             | 249.369                   | 250.058           | 250.058                                    |
| Castellón                                  | -  | 5                               | 5.457                     | 5.462             | 5.462                                      |
| Ceuta                                      | -  | -                               | 9.374                     | 9.374             | 2.110.304                                  |
| Ferrol-San Cibrao                          | 1  | 10                              | 14.917                    | 14.928            | 14.928                                     |
| Gijón                                      | 6  | 40                              | 15.388                    | 15.434            | 15.434                                     |
| Huelva                                     | 1  | -                               | 1.356                     | 1.357             | 44.601                                     |
| Las Palmas                                 | 240.540  | 238.931                         | 1.006.810                 | 1.486.281         | 3.001.046                                  |
| Málaga                                     | 19.509   | 18.723                          | 438.741                   | 476.973           | 889.024                                    |
| Marín y Ría de Pontevedra                  | -  | -                               | -                         | -                 | -  |
| Melilla                                    | -  | -                               | 631                       | 631               | 842.983                                    |
| Motril                                     | -  | 62                              | 9.353                     | 9.415             | 242.393                                    |
| Pasaia                                     | -  | -                               | 205                       | 205               | 205  |
| Sta. C. de Tenerife                        | 106.395  | 103.856                         | 857.189                   | 1.067.440         | 6.305.604                                  |
| Santander                                  | -  | -                               | 30.691                    | 30.691            | 235.625                                    |
| Sevilla                                    | 5.038  | 5.774                           | 9.706                     | 20.518            | 20.518                                     |
| Tarragona                                  | 15.894   | 15.579                          | 96.616                    | 128.089           | 128.089                                    |
| Valencia                                   | 33.889   | 35.243                          | 366.484                   | 435.616           | 1.112.727                                  |
| Vigo                                       | 1.334  | 1.686                           | 138.684                   | 141.704           | 141.704                                    |
| Vilagarcía                                 | -  | -                               | 890                       | 890               | 890  |
| <b>TOTAL</b>                               | <b>1.795.717</b>   | <b>1.788.251</b>                | <b>7.080.613</b>          | <b>10.664.581</b> | <b>37.607.449</b>                          |



PORT TRAFFIC > Sea passengers and automobiles in transport regime > Automobiles in transport regime (number)

### 3. Port traffic

#### 3.1. Goods traffic

#### 3.2. Containers traffic

#### 3.3. Ships traffic

#### 3.4. Sea passengers and automobiles in transport regime

##### 3.4.1. Sea passengers (number)

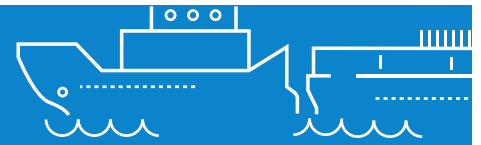
##### 3.4.2. Automobiles in transport regime (number)

#### 3.5. Statistic breakdown of Ports Authorities

### 3.4.2. Automóviles en régimen de pasaje (número)

*Automobiles in transport regime (number)*

| Autoridades Portuarias<br>Port Authorities | CABOTAJE<br>CABOTAGE |                           |                  | EXTERIOR<br>FOREIGN  |                           |                  | TOTAL<br>TOTAL       |                           |                  |
|--|----------------------|---------------------------|------------------|----------------------|---------------------------|------------------|----------------------|---------------------------|------------------|
|  | Embarcados<br>Loaded | Desembarcados<br>Unloaded | Total<br>Total   | Embarcados<br>Loaded | Desembarcados<br>Unloaded | Total<br>Total   | Embarcados<br>Loaded | Desembarcados<br>Unloaded | Total<br>Total   |
| A Coruña                                   | -                    | -                         | -                | -                    | -                         | -                | -                    | -                         | -                |
| Alicante                                   | -                    | 56                        | 56               | 20.716               | 21.018                    | 41.734           | 20.716               | 21.074                    | 41.790           |
| Almería                                    | 45.749               | 25.871                    | 71.620           | 74.388               | 80.251                    | 154.639          | 120.137              | 106.122                   | 226.259          |
| Avilés                                     | -                    | -                         | -                | -                    | -                         | -                | -                    | -                         | -                |
| Bahía de Algeciras                         | 226.262              | 226.484                   | 452.746          | 395.183              | 375.643                   | 770.826          | 621.445              | 602.127                   | 1.223.572        |
| Bahía de Cádiz                             | 5.888                | 6.087                     | 11.975           | -                    | -                         | -                | 5.888                | 6.087                     | 11.975           |
| Baleares                                   | 417.489              | 424.773                   | 842.262          | 14.891               | 15.492                    | 30.383           | 432.380              | 440.265                   | 872.645          |
| Barcelona                                  | 111.410              | 106.985                   | 218.395          | 90.695               | 96.738                    | 187.433          | 202.105              | 203.723                   | 405.828          |
| Bilbao                                     | -                    | -                         | -                | 23.016               | 24.053                    | 47.069           | 23.016               | 24.053                    | 47.069           |
| Cartagena                                  | -                    | -                         | -                | -                    | -                         | -                | -                    | -                         | -                |
| Castellón                                  | -                    | -                         | -                | -                    | -                         | -                | -                    | -                         | -                |
| Ceuta                                      | 224.516              | 225.446                   | 449.962          | -                    | -                         | -                | 224.516              | 225.446                   | 449.962          |
| Ferrol-San Cibrao                          | -                    | -                         | -                | -                    | -                         | -                | -                    | -                         | -                |
| Gijón                                      | -                    | -                         | -                | -                    | -                         | -                | -                    | -                         | -                |
| Huelva                                     | 12.673               | 11.405                    | 24.078           | -                    | -                         | -                | 12.673               | 11.405                    | 24.078           |
| Las Palmas                                 | 296.478              | 297.611                   | 594.089          | -                    | 95                        | 95               | 296.478              | 297.706                   | 594.184          |
| Málaga                                     | 33.037               | 37.229                    | 70.266           | -                    | -                         | -                | 33.037               | 37.229                    | 70.266           |
| Marín y Ría de Pontevedra                  | -                    | -                         | -                | -                    | -                         | -                | -                    | -                         | -                |
| Melilla                                    | 73.227               | 90.515                    | 163.742          | -                    | -                         | -                | 73.227               | 90.515                    | 163.742          |
| Motril                                     | 12.011               | 10.230                    | 22.241           | 15.835               | 15.787                    | 31.622           | 27.846               | 26.017                    | 53.863           |
| Pasaia                                     | -                    | -                         | -                | -                    | -                         | -                | -                    | -                         | -                |
| Sta. C. de Tenerife                        | 733.378              | 737.568                   | 1.470.946        | 142                  | -                         | 142              | 733.520              | 737.568                   | 1.471.088        |
| Santander                                  | -                    | -                         | -                | 42.585               | 43.261                    | 85.846           | 42.585               | 43.261                    | 85.846           |
| Sevilla                                    | -                    | -                         | -                | -                    | -                         | -                | -                    | -                         | -                |
| Tarragona                                  | -                    | -                         | -                | -                    | -                         | -                | -                    | -                         | -                |
| Valencia                                   | 69.782               | 63.767                    | 133.549          | 20.975               | 21.219                    | 42.194           | 90.757               | 84.986                    | 175.743          |
| Vigo                                       | -                    | -                         | -                | -                    | -                         | -                | -                    | -                         | -                |
| Vilagarcía                                 | -                    | -                         | -                | -                    | -                         | -                | -                    | -                         | -                |
| <b>TOTAL</b>                               | <b>2.261.900</b>     | <b>2.264.027</b>          | <b>4.525.927</b> | <b>698.426</b>       | <b>693.557</b>            | <b>1.391.983</b> | <b>2.960.326</b>     | <b>2.957.584</b>          | <b>5.917.910</b> |



PORT TRAFFIC > Statistic breakdown of Ports Authorities > Port Authority of Almería

3. Port traffic

3.1. Goods traffic

3.2. Containers traffic

3.3. Ships traffic

3.4. Sea passengers and automobiles in transport regime

3.5. Statistic breakdown of Ports Authorities

3.5.1. Port Authority of Almería

3.5.2. Port Authority of Bahía de Algeciras

3.5.3. Port Authority of Bahía de Cádiz

3.5.4. Port Authority of Baleares

3.5.5. Port Authority of Ferrol-San Cibrao

3.5.6. Port Authority of Las Palmas

3.5.7. Port Authority of Santa Cruz de Tenerife

3.5.8. Port Authority of Valencia

3.5.1. Autoridad Portuaria de Almería  
Port Authority of Almería

|   |   | ALMERÍA          | CARBONERAS       | TOTAL            |
|---|---|------------------|------------------|------------------|
| MERCANCIAS SEGÚN SU PRESENTACIÓN (toneladas)<br>GOODS BY TYPE OF CARGO (tonnes) | Graneles líquidos<br><i>Liquid bulk</i>   | 6.414            | 50.293           | 56.707           |
|   | Graneles sólidos<br><i>Solid bulk</i>     | 1.642.285        | 2.769.644        | 4.411.930        |
|   | Mercancia general<br><i>General cargo</i> | 1.087.446        | 1.447            | 1.088.894        |
|   | <b>Total</b>                              | <b>2.736.146</b> | <b>2.821.385</b> | <b>5.557.531</b> |
| OTRAS MERCANCIAS (toneladas)<br>OTHER GOODS (tonnes)                            | Pesca capturada<br><i>Fish captures</i>   | 4.164            | -                | 4.164            |
|   | Avituallamiento<br><i>Supplies</i>        | 77.459           | 450              | 77.909           |
|   | Tráfico interior<br><i>Local traffic</i>  | -                | -                | -                |
|   | <b>Total</b>                              | <b>81.623</b>    | <b>450</b>       | <b>82.073</b>    |
| <b>TOTAL</b>  |   | <b>2.817.769</b> | <b>2.821.835</b> | <b>5.639.604</b> |

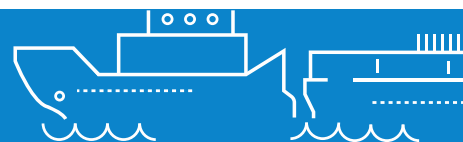
|  |                         | ALMERÍA       | CARBONERAS | TOTAL         |
|--|-------------------------|---------------|------------|---------------|
| Nº DE CONTENEDORES (TEUS)<br>NUMBER OF CONTAINERS (TEUS) | Llenos<br><i>Filled</i> | 18.631        | -          | 18.631        |
|  | Vacios<br><i>Empty</i>  | 4.845         | -          | 4.845         |
|  | <b>TOTAL</b>            | <b>23.476</b> | <b>-</b>   | <b>23.476</b> |

|  |                            | ALMERÍA                 | CARBONERAS | TOTAL      |
|--|----------------------------|-------------------------|------------|------------|
| MERCANCIAS EN CONTENEDOR (toneladas)<br>GOODS IN CONTAINERS (tonnes) | Toneladas<br><i>Tonnes</i> | 385.694                 | -          | 385.694    |
|  | BUQUES<br><i>SHIPS</i>     | Número<br><i>Number</i> | 1.926      | 202        |
|  | G.T.<br><i>G.T.</i>        | 34.924.591              | 2.125.922  | 37.050.513 |

|   |  | ALMERÍA        | CARBONERAS | TOTAL          |
|---|--|----------------|------------|----------------|
| PASAJEROS (número)<br>SEA PASSENGERS (number) | Cabotaje<br><i>Cabotage traffic</i>    | 334.423        | -          | 334.423        |
|   | Exterior<br><i>Foreign traffic</i>     | 616.784        | -          | 616.784        |
|   | De crucero<br><i>Cruise passengers</i> | 7.177          | -          | 7.177          |
|   | <b>TOTAL</b>                           | <b>958.384</b> | <b>-</b>   | <b>958.384</b> |

|   |                                     | ALMERÍA        | CARBONERAS | TOTAL          |
|---|-------------------------------------|----------------|------------|----------------|
| AUTOMÓVILES EN RÉGIMEN DE PASAJE (número)<br>AUTOMOBILES IN TRANSPORT REGIME (number) | Cabotaje<br><i>Cabotage traffic</i> | 71.620         | -          | 71.620         |
|   | Exterior<br><i>Foreign traffic</i>  | 154.639        | -          | 154.639        |
|   | <b>TOTAL</b>                        | <b>226.259</b> | <b>-</b>   | <b>226.259</b> |





PORT TRAFFIC > Statistic breakdown of Ports Authorities > Port Authority of Bahía de Algeciras

### 3. Port traffic

#### 3.1. Goods traffic

#### 3.2. Containers traffic

#### 3.3. Ships traffic

#### 3.4. Sea passengers and automobiles in transport regime

#### 3.5. Statistic breakdown of Ports Authorities

3.5.1. Port Authority of Almería

3.5.2. Port Authority of Bahía de Algeciras

3.5.3. Port Authority of Bahía de Cádiz

3.5.4. Port Authority of Baleares

3.5.5. Port Authority of Ferrol-San Cibrao

3.5.6. Port Authority of Las Palmas

3.5.7. Port Authority of Santa Cruz de Tenerife

3.5.8. Port Authority of Valencia

### 3.5.2. Autoridad Portuaria de Bahía de Algeciras Port Authority of Bahía de Algeciras

|   |   | ALGECIRAS          | TARIFA             | TOTAL              |
|---|---|--------------------|--------------------|--------------------|
| MERCANCIAS SEGÚN SU PRESENTACIÓN (toneladas)<br>GOODS BY TYPE OF CARGO (tonnes) | Graneles líquidos<br><i>Liquid bulk</i>   | 30.577.074         | -                  | 30.577.074         |
|   | Graneles sólidos<br><i>Solid bulk</i>     | 973.830            | -                  | 973.830            |
|   | Mercancía general<br><i>General cargo</i> | 73.331.147         | -                  | 73.331.147         |
|   | <b>Total</b>                              | <b>104.882.051</b> | <b>-</b>           | <b>104.882.051</b> |
| OTRAS MERCANCIAS (toneladas)<br>OTHER GOODS (tonnes)                            | Pesca capturada<br><i>Fish captures</i>   | 681                | 257                | 938                |
|   | Avituallamiento<br><i>Supplies</i>        | 2.398.322          | -                  | 2.398.322          |
|   | Tráfico interior<br><i>Local traffic</i>  | 2.133.742          | -                  | 2.133.742          |
|   | <b>Total</b>                              | <b>4.532.745</b>   | <b>257</b>         | <b>4.533.002</b>   |
| <b>TOTAL</b>  | <b>109.414.795</b>                        | <b>257</b>         | <b>109.415.052</b> |                    |

|  |                         | ALGECIRAS        | TARIFA   | TOTAL            |
|--|-------------------------|------------------|----------|------------------|
| Nº DE CONTENEDORES (TEUS)<br>NUMBER OF CONTAINERS (TEUS) | Llenos<br><i>Filled</i> | 4.305.269        | -        | 4.305.269        |
|  | Vacios<br><i>Empty</i>  | 820.116          | -        | 820.116          |
|  | <b>TOTAL</b>            | <b>5.125.385</b> | <b>-</b> | <b>5.125.385</b> |

|  |                            | ALGECIRAS   | TARIFA     | TOTAL       |
|--|----------------------------|-------------|------------|-------------|
| MERCANCIAS EN CONTENEDOR (toneladas)<br>GOODS IN CONTAINERS (tonnes) | Toneladas<br><i>Tonnes</i> | 64.283.309  | -          | 64.283.309  |
| BUQUES<br>SHIPS  | Número<br><i>Number</i>    | 25.071      | 3.999      | 29.070      |
|  | G.T.<br><i>G.T.</i>        | 403.567.992 | 13.236.269 | 416.804.261 |

|   |  | ALGECIRAS        | TARIFA           | TOTAL            |
|---|--|------------------|------------------|------------------|
| PASAJEROS (número)<br>SEA PASSENGERS (number) | Cabotaje<br><i>Cabotage traffic</i>    | 2.116.905        | -                | 2.116.905        |
|   | Exterior<br><i>Foreign traffic</i>     | 2.384.948        | 1.600.804        | 3.985.752        |
|   | De crucero<br><i>Cruise passengers</i> | -                | -                | -                |
|   | <b>TOTAL</b>                           | <b>4.501.853</b> | <b>1.600.804</b> | <b>6.102.657</b> |

|   |                                     | ALGECIRAS        | TARIFA         | TOTAL            |
|---|-------------------------------------|------------------|----------------|------------------|
| AUTOMÓVILES EN RÉGIMEN DE PASAJE (número)<br>AUTOMOBILES IN TRANSPORT REGIME (number) | Cabotaje<br><i>Cabotage traffic</i> | 452.746          | -              | 452.746          |
|   | Exterior<br><i>Foreign traffic</i>  | 562.960          | 207.866        | 770.826          |
|   | <b>TOTAL</b>                        | <b>1.015.706</b> | <b>207.866</b> | <b>1.223.572</b> |



PORT TRAFFIC > Statistic breakdown of Ports Authorities > Port Authority of Bahía de Cádiz

### 3. Port traffic

#### 3.1. Goods traffic

#### 3.2. Containers traffic

#### 3.3. Ships traffic

#### 3.4. Sea passengers and automobiles in transport regime

#### 3.5. Statistic breakdown of Ports Authorities

3.5.1. Port Authority of Almería

3.5.2. Port Authority of Bahía de Algeciras

**3.5.3. Port Authority of Bahía de Cádiz**

3.5.4. Port Authority of Baleares

3.5.5. Port Authority of Ferrol-San Cibrao

3.5.6. Port Authority of Las Palmas

3.5.7. Port Authority of Santa Cruz de Tenerife

3.5.8. Port Authority of Valencia

### 3.5.3. Autoridad Portuaria de la Bahía de Cádiz

Port Authority of Bahía de Cádiz

|   |   | CÁDIZ            | ZONA FRANCA      | CABEZUELA        | PUERTO DE STA. MARÍA | TOTAL            |
|---|---|------------------|------------------|------------------|----------------------|------------------|
| MERCANCIAS SEGÚN SU PRESENTACIÓN (toneladas)<br>GOODS BY TYPE OF CARGO (tonnes) | Graneles líquidos<br><i>Liquid bulk</i>   | -                | 195.767          | 1.136.111        | -                    | 1.331.878        |
|   | Graneles sólidos<br><i>Solid bulk</i>     | -                | 173.814          | 1.685.194        | -                    | 1.859.008        |
|   | Mercancía general<br><i>General cargo</i> | 1.026.819        | 10.538           | 113.989          | -                    | 1.151.346        |
|   | <b>Total</b>                              | <b>1.026.819</b> | <b>380.119</b>   | <b>2.935.294</b> | <b>-</b>             | <b>4.342.232</b> |
| OTRAS MERCANCIAS (toneladas)<br>OTHER GOODS (tonnes)                            | Pesca capturada<br><i>Fish captures</i>   | 8.701            | -                | -                | 7.217                | 15.918           |
|   | Avituallamiento<br><i>Supplies</i>        | 70.733           | 2.576            | 5.861            | 6.072                | 85.242           |
|   | Tráfico interior<br><i>Local traffic</i>  | -                | -                | -                | -                    | -                |
|   | <b>Total</b>                              | <b>79.434</b>    | <b>2.576</b>     | <b>5.861</b>     | <b>13.289</b>        | <b>101.160</b>   |
| <b>TOTAL</b>  | <b>1.106.253</b>                          | <b>382.695</b>   | <b>2.941.155</b> | <b>13.289</b>    | <b>4.443.392</b>     |                  |

|  |                         | CÁDIZ         | ZONA FRANCA | CABEZUELA | PUERTO DE STA. MARÍA | TOTAL         |
|--|-------------------------|---------------|-------------|-----------|----------------------|---------------|
| Nº DE CONTENEDORES (TEUS)<br>NUMBER OF CONTAINERS (TEUS) | Llenos<br><i>Filled</i> | 31.441        | -           | 7         | -                    | 31.448        |
|  | Vacios<br><i>Empty</i>  | 26.391        | -           | -         | -                    | 26.391        |
|  | <b>TOTAL</b>            | <b>57.832</b> | <b>-</b>    | <b>7</b>  | <b>-</b>             | <b>57.839</b> |

|  |                            | CÁDIZ                   | ZONA FRANCA | CABEZUELA | PUERTO DE STA. MARÍA | TOTAL      |
|--|----------------------------|-------------------------|-------------|-----------|----------------------|------------|
| MERCANCIAS EN CONTENEDOR (toneladas)<br>GOODS IN CONTAINERS (tonnes) | Toneladas<br><i>Tonnes</i> | 367.771                 | -           | 78        | -                    | 367.850    |
|  | BUQUES<br><i>SHIPS</i>     | Número<br><i>Number</i> | 778         | 83        | 291                  | 41         |
|  | G.T.<br><i>G.T.</i>        | 25.403.711              | 606.216     | 3.255.281 | 36.091               | 29.301.300 |

|   |  | CÁDIZ          | ZONA FRANCA | CABEZUELA | PUERTO DE STA. MARÍA | TOTAL          |
|---|--|----------------|-------------|-----------|----------------------|----------------|
| PASAJEROS (número)<br>SEA PASSENGERS (number) | Cabotaje<br><i>Cabotage traffic</i>    | 22.318         | -           | -         | -                    | 22.318         |
|   | Exterior<br><i>Foreign traffic</i>     | -              | -           | -         | -                    | -              |
|   | De crucero<br><i>Cruise passengers</i> | 476.249        | -           | -         | 1.143                | 477.392        |
|   | <b>TOTAL</b>                           | <b>498.567</b> | <b>-</b>    | <b>-</b>  | <b>1.143</b>         | <b>499.710</b> |

|   |                                     | CÁDIZ         | ZONA FRANCA | CABEZUELA | PUERTO DE STA. MARÍA | TOTAL         |
|---|-------------------------------------|---------------|-------------|-----------|----------------------|---------------|
| AUTOMÓVILES EN RÉGIMEN DE PASAJE (número)<br>AUTOMOBILES IN TRANSPORT REGIME (number) | Cabotaje<br><i>Cabotage traffic</i> | 11.975        | -           | -         | -                    | 11.975        |
|   | Exterior<br><i>Foreign traffic</i>  | -             | -           | -         | -                    | -             |
|   | <b>TOTAL</b>                        | <b>11.975</b> | <b>-</b>    | <b>-</b>  | <b>-</b>             | <b>11.975</b> |



PORT TRAFFIC > Statistic breakdown of Ports Authorities > Port Authority of Baleares

### 3. Port traffic

#### 3.1. Goods traffic

#### 3.2. Containers traffic

#### 3.3. Ships traffic

#### 3.4. Sea passengers and automobiles in transport regime

#### 3.5. Statistic breakdown of Ports Authorities

3.5.1. Port Authority of Almería

3.5.2. Port Authority of Bahía de Algeciras

3.5.3. Port Authority of Bahía de Cádiz

#### 3.5.4. Port Authority of Baleares

3.5.5. Port Authority of Ferrol-San Cibrao

3.5.6. Port Authority of Las Palmas

3.5.7. Port Authority of Santa Cruz de Tenerife

3.5.8. Port Authority of Valencia

### 3.5.4. Autoridad Portuaria de Baleares Port Authority of Baleares

|   |   | PALMA DE MALLORCA | ALCUDIA          | MAHÓN            | IBIZA            | LA SABINA         | TOTAL             |
|---|---|-------------------|------------------|------------------|------------------|-------------------|-------------------|
| MERCANCIAS SEGÚN SU PRESENTACIÓN (toneladas)<br>GOODS BY TYPE OF CARGO (tonnes) | Graneles líquidos<br><i>Liquid bulk</i>   | 1.065.698         | 54.357           | 208.720          | 214.730          | -                 | 1.543.506         |
|   | Graneles sólidos<br><i>Solid bulk</i>     | 237.220           | 862.240          | 35.276           | 72.477           | 16.392            | 1.223.605         |
|   | Mercancía general<br><i>General cargo</i> | 9.086.079         | 958.272          | 530.796          | 2.911.538        | 269.895           | 13.756.580        |
|   | <b>Total</b>                              | <b>10.388.997</b> | <b>1.874.869</b> | <b>774.792</b>   | <b>3.198.745</b> | <b>286.287</b>    | <b>16.523.691</b> |
| OTRAS MERCANCIAS (toneladas)<br>OTHER GOODS (tonnes)                            | Pesca capturada<br><i>Fish captures</i>   | 1.952             | 209              | 138              | 162              | 123               | 2.585             |
|   | Avituallamiento<br><i>Supplies</i>        | 238.685           | 2.638            | 581              | 43.986           | -                 | 285.891           |
|   | Tráfico interior<br><i>Local traffic</i>  | -                 | -                | -                | -                | -                 | -                 |
|   | <b>Total</b>                              | <b>240.638</b>    | <b>2.847</b>     | <b>719</b>       | <b>44.148</b>    | <b>123</b>        | <b>288.476</b>    |
| <b>TOTAL</b>  | <b>10.629.635</b>                         | <b>1.877.716</b>  | <b>775.511</b>   | <b>3.242.894</b> | <b>286.410</b>   | <b>16.812.166</b> |                   |

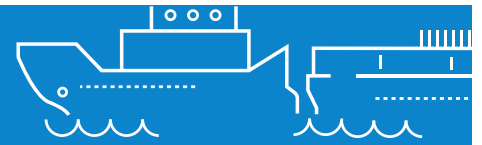
|  |                         | PALMA DE MALLORCA | ALCUDIA      | MAHÓN        | IBIZA         | LA SABINA  | TOTAL          |
|--|-------------------------|-------------------|--------------|--------------|---------------|------------|----------------|
| Nº DE CONTENEDORES (TEUS)<br>NUMBER OF CONTAINERS (TEUS) | Llenos<br><i>Filled</i> | 60.164            | 2.649        | 5.314        | 12.725        | 68         | 80.920         |
|  | Vacios<br><i>Empty</i>  | 31.205            | 1.038        | 1.913        | 5.284         | 40         | 39.480         |
|  | <b>TOTAL</b>            | <b>91.369</b>     | <b>3.687</b> | <b>7.227</b> | <b>18.009</b> | <b>108</b> | <b>120.400</b> |

|  |                            | PALMA DE MALLORCA       | ALCUDIA    | MAHÓN      | IBIZA      | LA SABINA  | TOTAL       |
|--|----------------------------|-------------------------|------------|------------|------------|------------|-------------|
| MERCANCIAS EN CONTENEDOR (toneladas)<br>GOODS IN CONTAINERS (tonnes) | Toneladas<br><i>Tonnes</i> | 340.570                 | 12.761     | 33.649     | 71.766     | 257        | 459.003     |
|  | BUQUES<br><i>SHIPS</i>     | Número<br><i>Number</i> | 3.750      | 1.954      | 522        | 24.529     | 22.181      |
|  | G.T.<br><i>G.T.</i>        | 129.153.699             | 22.442.802 | 12.167.308 | 85.175.222 | 14.658.573 | 263.597.604 |

|   |  | PALMA DE MALLORCA | ALCUDIA        | MAHÓN          | IBIZA            | LA SABINA        | TOTAL            |
|---|--|-------------------|----------------|----------------|------------------|------------------|------------------|
| PASAJEROS (número)<br>SEA PASSENGERS (number) | Cabotaje<br><i>Cabotage traffic</i>    | 1.089.830         | 434.767        | 139.620        | 2.872.929        | 2.248.004        | 6.785.150        |
|   | Exterior<br><i>Foreign traffic</i>     | -                 | 74.563         | 1.335          | -                | -                | 75.898           |
|   | De crucero<br><i>Cruise passengers</i> | 2.220.132         | 673            | 43.757         | 399.130          | -                | 2.663.692        |
|   | <b>TOTAL</b>                           | <b>3.309.962</b>  | <b>510.003</b> | <b>184.712</b> | <b>3.272.059</b> | <b>2.248.004</b> | <b>9.524.740</b> |

|   |                                     | PALMA DE MALLORCA | ALCUDIA        | MAHÓN         | IBIZA          | LA SABINA      | TOTAL          |
|---|-------------------------------------|-------------------|----------------|---------------|----------------|----------------|----------------|
| AUTOMÓVILES EN RÉGIMEN DE PASAJE (número)<br>AUTOMOBILES IN TRANSPORT REGIME (number) | Cabotaje<br><i>Cabotage traffic</i> | 263.391           | 114.870        | 41.017        | 314.621        | 108.363        | 842.262        |
|   | Exterior<br><i>Foreign traffic</i>  | -                 | 29.784         | 599           | -              | -              | 30.383         |
|   | <b>TOTAL</b>                        | <b>263.391</b>    | <b>144.654</b> | <b>41.616</b> | <b>314.621</b> | <b>108.363</b> | <b>872.645</b> |





PORT TRAFFIC > Statistic breakdown of Ports Authorities > Port Authority of Ferrol-San Cibrao

3. Port traffic

3.1. Goods traffic

3.2. Containers traffic

3.3. Ships traffic

3.4. Sea passengers and automobiles in transport regime

3.5. Statistic breakdown of Ports Authorities

3.5.1. Port Authority of Almería

3.5.2. Port Authority of Bahía de Algeciras

3.5.3. Port Authority of Bahía de Cádiz

3.5.4. Port Authority of Baleares

3.5.5. Port Authority of Ferrol-San Cibrao

3.5.6. Port Authority of Las Palmas

3.5.7. Port Authority of Santa Cruz de Tenerife

3.5.8. Port Authority of Valencia

3.5.5. Autoridad Portuaria de Ferrol-San Cibrao  
Port Authority of Ferrol-San Cibrao

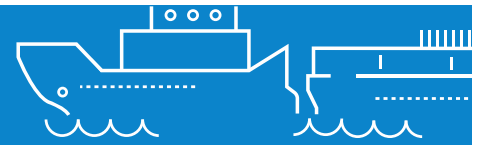
|   |   | FERROL           | SAN CIBRAO       | TOTAL             |
|---|---|------------------|------------------|-------------------|
| MERCANCIAS SEGÚN SU PRESENTACIÓN (toneladas)<br>GOODS BY TYPE OF CARGO (tonnes) | Graneles líquidos<br><i>Liquid bulk</i>   | 2.059.128        | 252.772          | 2.311.901         |
|   | Graneles sólidos<br><i>Solid bulk</i>     | 2.884.671        | 5.210.359        | 8.095.030         |
|   | Mercancia general<br><i>General cargo</i> | 714.591          | 48.046           | 762.637           |
|   | <b>Total</b>                              | <b>5.658.390</b> | <b>5.511.177</b> | <b>11.169.568</b> |
| OTRAS MERCANCIAS (toneladas)<br>OTHER GOODS (tonnes)                            | Pesca capturada<br><i>Fish captures</i>   | 147              | -                | 147               |
|   | Avituallamiento<br><i>Supplies</i>        | 10.355           | 548              | 10.903            |
|   | Tráfico interior<br><i>Local traffic</i>  | 2.766            | -                | 2.766             |
|   | <b>Total</b>                              | <b>13.268</b>    | <b>548</b>       | <b>13.816</b>     |
| <b>TOTAL</b>  |   | <b>5.671.658</b> | <b>5.511.725</b> | <b>11.183.384</b> |

|  |                         | FERROL       | SAN CIBRAO | TOTAL        |
|--|-------------------------|--------------|------------|--------------|
| Nº DE CONTENEDORES (TEUS)<br>NUMBER OF CONTAINERS (TEUS) | Llenos<br><i>Filled</i> | 5.916        | -          | 5.916        |
|  | Vacios<br><i>Empty</i>  | 2.362        | -          | 2.362        |
|  | <b>Total</b>            | <b>8.278</b> | <b>-</b>   | <b>8.278</b> |

|  |                            | FERROL     | SAN CIBRAO | TOTAL      |
|--|----------------------------|------------|------------|------------|
| MERCANCIAS EN CONTENEDOR (toneladas)<br>GOODS IN CONTAINERS (tonnes) | Toneladas<br><i>Tonnes</i> | 95.405     | -          | 95.405     |
|  | BUQUES<br><i>SHIPS</i>     |            |            |            |
|  | Número<br><i>Number</i>    | 752        | 334        | 1.086      |
|  | G.T.<br><i>G.T.</i>        | 10.892.006 | 4.131.957  | 15.023.964 |

|   |  | FERROL        | SAN CIBRAO | TOTAL         |
|---|--|---------------|------------|---------------|
| PASAJEROS (número)<br>SEA PASSENGERS (number) | Cabotaje<br><i>Cabotage traffic</i>    | -             | -          | -             |
|   | Exterior<br><i>Foreign traffic</i>     | -             | -          | -             |
|   | De crucero<br><i>Cruise passengers</i> | 14.928        | -          | 14.928        |
|   | <b>TOTAL</b>                           | <b>14.928</b> | <b>-</b>   | <b>14.928</b> |

|   |                                     | FERROL   | SAN CIBRAO | TOTAL    |
|---|-------------------------------------|----------|------------|----------|
| AUTOMÓVILES EN RÉGIMEN DE PASAJE (número)<br>AUTOMOBILES IN TRANSPORT REGIME (number) | Cabotaje<br><i>Cabotage traffic</i> | -        | -          | -        |
|   | Exterior<br><i>Foreign traffic</i>  | -        | -          | -        |
|   | <b>TOTAL</b>                        | <b>-</b> | <b>-</b>   | <b>-</b> |



PORT TRAFFIC > Statistic breakdown of Ports Authorities > Port Authority of Las Palmas

### 3. Port traffic

#### 3.1. Goods traffic

#### 3.2. Containers traffic

#### 3.3. Ships traffic

#### 3.4. Sea passengers and automobiles in transport regime

#### 3.5. Statistic breakdown of Ports Authorities

3.5.1. Port Authority of Almería

3.5.2. Port Authority of Bahía de Algeciras

3.5.3. Port Authority of Bahía de Cádiz

3.5.4. Port Authority of Baleares

3.5.5. Port Authority of Ferrol-San Cibrao

3.5.6. Port Authority of Las Palmas

3.5.7. Port Authority of Santa Cruz de Tenerife

3.5.8. Port Authority of Valencia

### 3.5.6. Autoridad Portuaria de Las Palmas Port Authority of Las Palmas

|   |   | LAS PALMAS        | SALINETAS      | ARINAGA          | ARRECIFE         | PUERTO ROSARIO    | TOTAL             |
|---|---|-------------------|----------------|------------------|------------------|-------------------|-------------------|
| MERCANCIAS SEGÚN SU PRESENTACIÓN (toneladas)<br>GOODS BY TYPE OF CARGO (tonnes) | Graneles líquidos<br><i>Liquid bulk</i>   | 6.682.775         | 547.653        | 55.622           | 415.512          | 368.713           | 8.070.275         |
|   | Graneles sólidos<br><i>Solid bulk</i>     | 158.622           | 1.200          | 153.116          | 77.421           | 62.943            | 453.302           |
|   | Mercancía general<br><i>General cargo</i> | 13.569.642        | 201            | 50.036           | 1.232.384        | 793.540           | 15.645.803        |
|   | <b>Total</b>                              | <b>20.411.039</b> | <b>549.054</b> | <b>258.774</b>   | <b>1.725.317</b> | <b>1.225.196</b>  | <b>24.169.380</b> |
| OTRAS MERCANCIAS (toneladas)<br>OTHER GOODS (tonnes)                            | Pesca capturada<br><i>Fish captures</i>   | 78                | -              | 4                | 1.294            | 17                | 1.393             |
|   | Avituallamiento<br><i>Supplies</i>        | 2.481.332         | -              | 2.125            | 25.787           | 10.319            | 2.519.563         |
|   | Tráfico interior<br><i>Local traffic</i>  | -                 | -              | -                | 7                | -                 | 7                 |
|   | <b>Total</b>                              | <b>2.481.410</b>  | <b>-</b>       | <b>2.129</b>     | <b>27.088</b>    | <b>10.336</b>     | <b>2.520.963</b>  |
| <b>TOTAL</b>  | <b>22.892.449</b>                         | <b>549.054</b>    | <b>260.903</b> | <b>1.752.405</b> | <b>1.235.532</b> | <b>26.690.343</b> |                   |

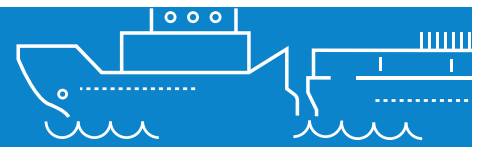
|  |                         | LAS PALMAS     | SALINETAS | ARINAGA  | ARRECIFE      | PUERTO ROSARIO | TOTAL            |
|--|-------------------------|----------------|-----------|----------|---------------|----------------|------------------|
| Nº DE CONTENEDORES (TEUS)<br>NUMBER OF CONTAINERS (TEUS) | Llenos<br><i>Filled</i> | 648.110        | -         | -        | 36.377        | 23.794         | 708.281          |
|  | Vacios<br><i>Empty</i>  | 255.778        | -         | -        | 25.537        | 17.257         | 298.572          |
|  | <b>TOTAL</b>            | <b>903.888</b> | <b>-</b>  | <b>-</b> | <b>61.914</b> | <b>41.051</b>  | <b>1.006.853</b> |

|  |                            | LAS PALMAS              | SALINETAS | ARINAGA | ARRECIFE   | PUERTO ROSARIO | TOTAL       |
|--|----------------------------|-------------------------|-----------|---------|------------|----------------|-------------|
| MERCANCIAS EN CONTENEDOR (toneladas)<br>GOODS IN CONTAINERS (tonnes) | Toneladas<br><i>Tonnes</i> | 10.156.971              | -         | -       | 482.173    | 345.048        | 10.984.192  |
|  | BUQUES<br><i>SHIPS</i>     | Número<br><i>Number</i> | 10.803    | 142     | 90         | 2.116          | 808         |
|  | G.T.<br><i>G.T.</i>        | 220.110.898             | 973.751   | 321.182 | 39.100.315 | 16.762.819     | 277.268.966 |

|   |  | LAS PALMAS       | SALINETAS | ARINAGA  | ARRECIFE       | PUERTO ROSARIO | TOTAL            |
|---|--|------------------|-----------|----------|----------------|----------------|------------------|
| PASAJEROS (número)<br>SEA PASSENGERS (number) | Cabotaje<br><i>Cabotage traffic</i>    | 1.277.909        | -         | -        | 196.371        | 39.757         | 1.514.037        |
|   | Exterior<br><i>Foreign traffic</i>     | 728              | -         | -        | -              | -              | 728              |
|   | De crucero<br><i>Cruise passengers</i> | 721.938          | -         | -        | 520.192        | 244.151        | 1.486.281        |
|   | <b>TOTAL</b>                           | <b>2.000.575</b> | <b>-</b>  | <b>-</b> | <b>716.563</b> | <b>283.908</b> | <b>3.001.046</b> |

|   |                                     | LAS PALMAS     | SALINETAS | ARINAGA  | ARRECIFE      | PUERTO ROSARIO | TOTAL          |
|---|-------------------------------------|----------------|-----------|----------|---------------|----------------|----------------|
| AUTOMÓVILES EN RÉGIMEN DE PASAJE (número)<br>AUTOMOBILES IN TRANSPORT REGIME (number) | Cabotaje<br><i>Cabotage traffic</i> | 493.754        | -         | -        | 85.050        | 15.285         | 594.089        |
|   | Exterior<br><i>Foreign traffic</i>  | 95             | -         | -        | -             | -              | 95             |
|   | <b>TOTAL</b>                        | <b>493.849</b> | <b>-</b>  | <b>-</b> | <b>85.050</b> | <b>15.285</b>  | <b>594.184</b> |





PORT TRAFFIC > Statistic breakdown of Ports Authorities > Port Authority of Santa Cruz de Tenerife

### 3. Port traffic

#### 3.1. Goods traffic

#### 3.2. Containers traffic

#### 3.3. Ships traffic

#### 3.4. Sea passengers and automobiles in transport regime

#### 3.5. Statistic breakdown of Ports Authorities

3.5.1. Port Authority of Almería

3.5.2. Port Authority of Bahía de Algeciras

3.5.3. Port Authority of Bahía de Cádiz

3.5.4. Port Authority of Baleares

3.5.5. Port Authority of Ferrol-San Cibrao

3.5.6. Port Authority of Las Palmas

3.5.7. Port Authority of Santa Cruz de Tenerife

3.5.8. Port Authority of Valencia

### 3.5.7. Autoridad Portuaria de Santa Cruz de Tenerife

Port Authority of Santa Cruz de Tenerife

|   |   | STA. CRUZ DE TENERIFE | STA. CRUZ DE LA PALMA | SAN SEBASTIÁN DE LA GOMERA | LA ESTACA DEL HIERRO | LOS CRISTIANOS | GRANADILLA | TOTAL             |
|---|---|-----------------------|-----------------------|----------------------------|----------------------|----------------|------------|-------------------|
| MERCANCIAS SEGUN SU PRESENTACION (toneladas)<br>GOODS BY TYPE OF CARGO (tonnes) | Graneles líquidos<br><i>Liquid bulk</i>   | 4.661.000             | 113.287               | 26.820                     | 10.372               | -              | -          | 4.811.479         |
|   | Graneles sólidos<br><i>Solid bulk</i>     | 404.258               | 17.702                | -                          | -                    | -              | -          | 421.960           |
|   | Mercancia general<br><i>General cargo</i> | 5.609.373             | 752.022               | 208.458                    | 65.173               | 572.695        | -          | 7.207.721         |
|   | <b>Total</b>                              | <b>10.674.631</b>     | <b>883.011</b>        | <b>235.278</b>             | <b>75.545</b>        | <b>572.695</b> | <b>-</b>   | <b>12.441.160</b> |
| OTRAS MERCANCIAS (toneladas)<br>OTHER GOODS (tonnes)                            | Pesca capturada<br><i>Fish captures</i>   | 3.232                 | 92                    | -                          | 1                    | 1.820          | -          | 5.144             |
|   | Avituallamiento<br><i>Supplies</i>        | 587.710               | 20.091                | 6.327                      | 1.808                | 31.022         | -          | 646.957           |
|   | Tráfico interior<br><i>Local traffic</i>  | -                     | -                     | -                          | -                    | 773            | -          | 773               |
|   | <b>Total</b>                              | <b>590.941</b>        | <b>20.183</b>         | <b>6.327</b>               | <b>1.809</b>         | <b>33.614</b>  | <b>-</b>   | <b>652.874</b>    |
|   | <b>TOTAL</b>                              | <b>11.265.572</b>     | <b>903.194</b>        | <b>241.605</b>             | <b>77.354</b>        | <b>606.309</b> | <b>-</b>   | <b>13.094.034</b> |

|  |                         | STA. CRUZ DE TENERIFE | STA. CRUZ DE LA PALMA | SAN SEBASTIÁN DE LA GOMERA | LA ESTACA DEL HIERRO | LOS CRISTIANOS | GRANADILLA | TOTAL          |
|--|-------------------------|-----------------------|-----------------------|----------------------------|----------------------|----------------|------------|----------------|
| Nº DE CONTENEDORES (TEUS)<br>NUMBER OF CONTAINERS (TEUS) | Llenos<br><i>Filled</i> | 246.225               | 14.186                | 115                        | 108                  | 386            | -          | 261.020        |
|  | Vacios<br><i>Empty</i>  | 140.629               | 8.683                 | 233                        | 67                   | 336            | -          | 149.948        |
|  | <b>Total</b>            | <b>386.854</b>        | <b>22.869</b>         | <b>348</b>                 | <b>175</b>           | <b>722</b>     | <b>-</b>   | <b>410.968</b> |

|  |                            | STA. CRUZ DE TENERIFE | STA. CRUZ DE LA PALMA | SAN SEBASTIÁN DE LA GOMERA | LA ESTACA DEL HIERRO | LOS CRISTIANOS | GRANADILLA | TOTAL       |
|--|----------------------------|-----------------------|-----------------------|----------------------------|----------------------|----------------|------------|-------------|
| MERCANCIAS EN CONTENEDOR (toneladas)<br>GOODS IN CONTAINERS (tonnes) | Toneladas<br><i>Tonnes</i> | 3.098.590             | 202.433               | 2.467                      | 2.137                | 6.640          | -          | 3.312.267   |
|  | Número<br><i>Number</i>    | 7.529                 | 1.243                 | 4.090                      | 434                  | 2.836          | -          | 16.132      |
| BUQUES SHIPS   | G.T.<br><i>G.T.</i>        | 113.360.959           | 22.824.429            | 32.493.202                 | 3.000.969            | 26.327.570     | -          | 198.007.130 |

|   |  | STA. CRUZ DE TENERIFE | STA. CRUZ DE LA PALMA | SAN SEBASTIÁN DE LA GOMERA | LA ESTACA DEL HIERRO | LOS CRISTIANOS   | GRANADILLA | TOTAL            |
|---|--|-----------------------|-----------------------|----------------------------|----------------------|------------------|------------|------------------|
| PASAJEROS (número)<br>SEA PASSENGERS (number) | Cabotaje<br><i>Cabotage traffic</i>    | 1.663.950             | 269.173               | 1.390.780                  | 166.303              | 1.747.065        | -          | 5.237.271        |
|   | Exterior<br><i>Foreign traffic</i>     | 893                   | -                     | -                          | -                    | -                | -          | 893              |
|   | De crucero<br><i>Cruise passengers</i> | 739.101               | 246.572               | 75.456                     | 6.311                | -                | -          | 1.067.440        |
|   | <b>TOTAL</b>                           | <b>2.403.944</b>      | <b>515.745</b>        | <b>1.466.236</b>           | <b>172.614</b>       | <b>1.747.065</b> | <b>-</b>   | <b>6.305.604</b> |

|  |  | STA. CRUZ DE TENERIFE | STA. CRUZ DE LA PALMA | SAN SEBASTIÁN DE LA GOMERA | LA ESTACA DEL HIERRO | LOS CRISTIANOS | GRANADILLA | TOTAL |
|--|--|-----------------------|-----------------------|----------------------------|----------------------|----------------|------------|-------|
|--|--|-----------------------|-----------------------|----------------------------|----------------------|----------------|------------|-------|



|   |                                     |                |                | DE LA GOMERA   |               |                |          |                  |
|---|-------------------------------------|----------------|----------------|----------------|---------------|----------------|----------|------------------|
| AUTOMÓVILES EN RÉGIMEN DE PASAJE (número) | Cabotaje<br><i>Cabotage traffic</i> | 575.860        | 103.440        | 283.379        | 65.344        | 442.923        | -        | 895.086          |
| AUTOMÓVILES IN TRANSPORT REGIME (number)  | Exterior<br><i>Foreign traffic</i>  | 142            | -              | -              | -             | -              | -        | 142              |
|   | <b>TOTAL</b>                        | <b>576.002</b> | <b>103.440</b> | <b>283.379</b> | <b>65.344</b> | <b>442.923</b> | <b>-</b> | <b>1.471.088</b> |



PORT TRAFFIC > Statistic breakdown of Ports Authorities > Port Authority of Valencia

3. Port traffic

3.1. Goods traffic

3.2. Containers traffic

3.3. Ships traffic

3.4. Sea passengers and automobiles in transport regime

3.5. Statistic breakdown of Ports Authorities

3.5.1. Port Authority of Almería

3.5.2. Port Authority of Bahía de Algeciras

3.5.3. Port Authority of Bahía de Cádiz

3.5.4. Port Authority of Baleares

3.5.5. Port Authority of Ferrol-San Cibrao

3.5.6. Port Authority of Las Palmas

3.5.7. Port Authority of Santa Cruz de Tenerife

3.5.8. Port Authority of Valencia

3.5.8. Autoridad Portuaria de Valencia  
Port Authority of Valencia


|   |                                    | VALENCIA          | GANDÍA           | SAGUNTO           | TOTAL             |
|---|------------------------------------|-------------------|------------------|-------------------|-------------------|
| MERCANCIAS SEGÚN SU PRESENTACIÓN (toneladas)<br>GOODS BY TYPE OF CARGO (tonnes) | Graneles líquidos<br>Liquid bulk   | 1.367.338         | -                | 1.752.675         | 3.120.013         |
|   | Graneles sólidos<br>Solid bulk     | 1.530.847         | -                | 659.271           | 2.190.118         |
|   | Mercancia general<br>General cargo | 70.519.418        | 366.125          | 4.532.065         | 75.417.608        |
|   | <b>Total</b>                       | <b>73.417.603</b> | <b>366.125</b>   | <b>6.944.011</b>  | <b>80.727.739</b> |
| OTRAS MERCANCIAS (toneladas)<br>OTHER GOODS (tonnes)                            | Pesca capturada<br>Fish captures   | 367               | 1.015            | 112               | 1.495             |
|   | Avituallamiento<br>Supplies        | 297.955           | 18.985           | 17.381            | 334.321           |
|   | Tráfico interior<br>Local traffic  | -                 | -                | -                 | -                 |
|   | <b>Total</b>                       | <b>298.322</b>    | <b>20.000</b>    | <b>17.493</b>     | <b>335.816</b>    |
| <b>TOTAL</b>  | <b>73.715.925</b>                  | <b>386.125</b>    | <b>6.961.504</b> | <b>81.063.555</b> |                   |

|  |                  | VALENCIA         | GANDÍA    | SAGUNTO       | TOTAL            |
|--|------------------|------------------|-----------|---------------|------------------|
| Nº DE CONTENEDORES (TEUS)<br>NUMBER OF CONTAINERS (TEUS) | Llenos<br>Filled | 4.078.648        | 63        | 35.725        | 4.114.436        |
|  | Vacios<br>Empty  | 1.307.661        | 13        | 17.717        | 1.325.391        |
|  | <b>Total</b>     | <b>5.386.309</b> | <b>76</b> | <b>53.442</b> | <b>5.439.827</b> |

|  |                     | VALENCIA    | GANDÍA    | SAGUNTO    | TOTAL       |
|--|---------------------|-------------|-----------|------------|-------------|
| MERCANCIAS EN CONTENEDOR (toneladas)<br>GOODS IN CONTAINERS (tonnes) | Toneladas<br>Tonnes | 60.318.952  | 780       | 512.006    | 60.831.738  |
| BUQUES SHIPS   | Número<br>Number    | 6.099       | 421       | 1.371      | 7.891       |
|  | G.T.<br>G.T.        | 243.918.494 | 5.065.653 | 24.720.625 | 273.704.772 |

|   |                                 | VALENCIA         | GANDÍA        | SAGUNTO    | TOTAL            |
|---|---------------------------------|------------------|---------------|------------|------------------|
| PASAJEROS (número)<br>SEA PASSENGERS (number) | Cabotaje<br>Cabotage traffic    | 479.936          | 84.801        | -          | 564.737          |
|   | Exterior<br>Foreign traffic     | 112.269          | -             | 105        | 112.374          |
|   | De crucero<br>Cruise passengers | 435.616          | -             | -          | 435.616          |
|   | <b>TOTAL</b>                    | <b>1.027.821</b> | <b>84.801</b> | <b>105</b> | <b>1.112.727</b> |

|   |                              | VALENCIA       | GANDÍA        | SAGUNTO  | TOTAL          |
|---|------------------------------|----------------|---------------|----------|----------------|
| AUTOMÓVILES EN RÉGIMEN DE PASAJE (número)<br>AUTOMOBILES IN TRANSPORT REGIME (number) | Cabotaje<br>Cabotage traffic | 101.600        | 31.949        | -        | 133.549        |
|   | Exterior<br>Foreign traffic  | 42.194         | -             | -        | 42.194         |
|   | <b>TOTAL</b>                 | <b>143.794</b> | <b>31.949</b> | <b>-</b> | <b>175.743</b> |



PORT TRAFFIC DEVELOPMENT > Port traffic development

### 4. Port traffic development

#### 4.1. Port traffic development

4.2. Port traffic distribution by littoral zones (as a percentage of the total)

4.3. Variations in port traffic (million tonnes)

4.4. Historical series

4.5. Main goods development by types

4.6. Index number (Year 1992. Index 100)

4.7. Graphics

### 4.1. Evolución histórica del tráfico portuario

#### Port traffic development

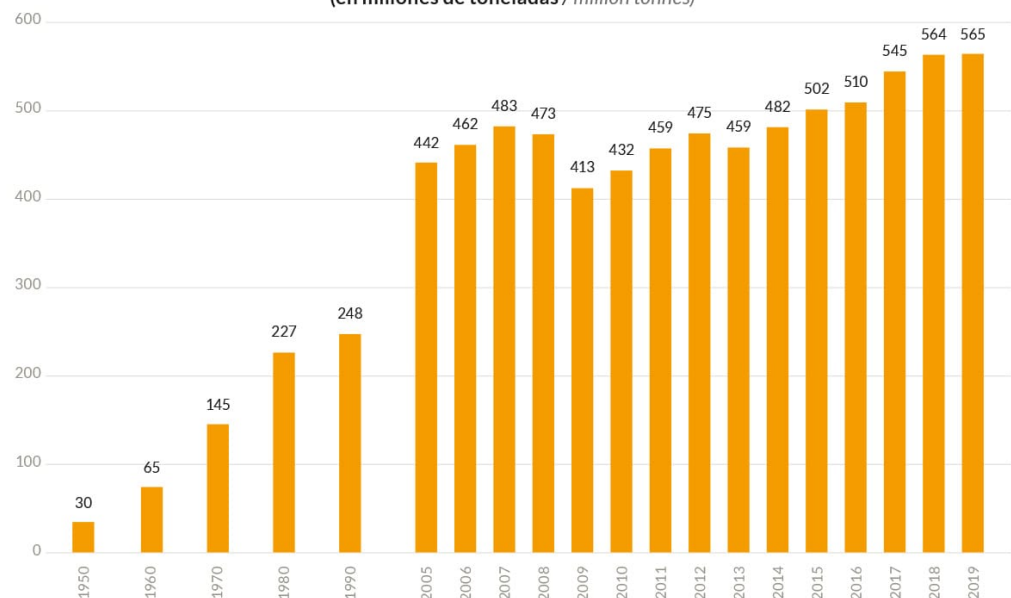
Durante el año 2019 se han movido, en el conjunto del Sistema Portuario de Titularidad Estatal, 564,5 millones de toneladas de mercancías, 947.429 toneladas más que en 2018, lo cual supone un aumento del +0,17 %. Bahía de Algeciras mantiene el primer puesto con 109,4 millones de toneladas, experimentando un aumento del +1,9 % respecto a 2018.

La evolución histórica del tráfico portuario se refleja en el siguiente gráfico:

*During 2019, in the Spanish State-Owned Port System as a whole, a total of 564.5 million tonnes of goods were handled, which is 947,429 tonnes more than in 2018, or an increase of a +0.17 %. Bahía de Algeciras is still in the lead with 109.4 million tonnes, an increase of +1.9 % compared to 2018*

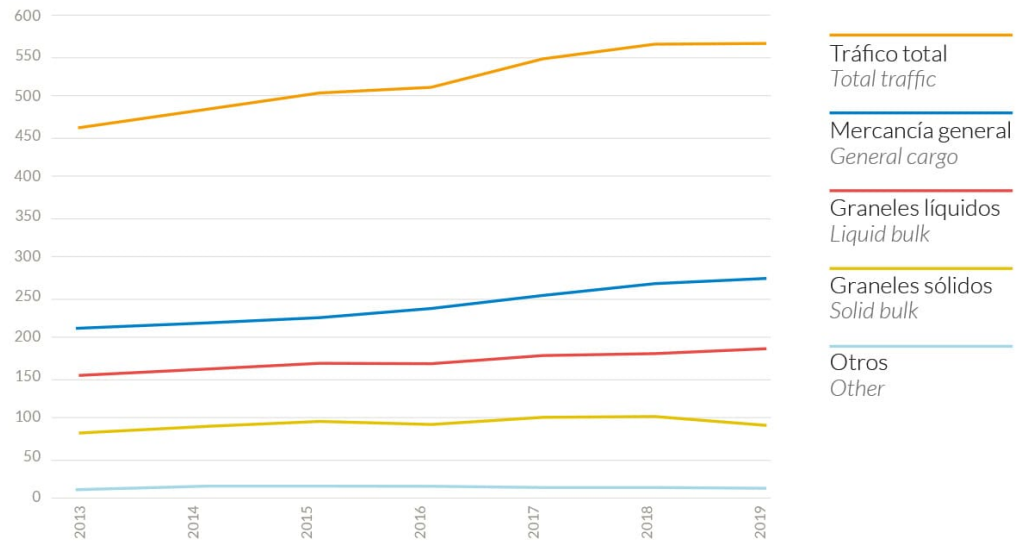
*Historic evolution of port traffic is shown in the next graphic:*


Tráfico portuario total / Total port traffic  
(en millones de toneladas / million tonnes)



| En millones de toneladas (million tonnes) | 2013         | 2014         | 2015         | 2016         | 2017         | 2018         | 2019         |
|---|--------------|--------------|--------------|--------------|--------------|--------------|--------------|
| Graneles líquidos<br><i>Liquid bulk</i>   | 152,0        | 160,7        | 168,1        | 167,6        | 178,2        | 180,7        | 187,1        |
| Graneles sólidos<br><i>Solid bulk</i>     | 80,3         | 89,6         | 96,0         | 92,0         | 101,4        | 102,4        | 90,8         |
| Mercancía general<br><i>General cargo</i> | 213,4        | 217,8        | 224,4        | 236,0        | 252,5        | 267,4        | 274,0        |
| Pesca capturada<br><i>Fish captures</i>   | 0,2          | 0,2          | 0,2          | 0,2          | 0,2          | 0,2          | 0,2          |
| Avituallamiento<br><i>Supplies</i>        | 9,9          | 10,1         | 10,2         | 10,3         | 10,1         | 10,3         | 10,0         |
| Tráfico Interior<br><i>Local traffic</i>  | 3,1          | 3,6          | 3,6          | 3,3          | 2,7          | 2,6          | 2,3          |
| <b>TOTAL / TOTAL</b>                      | <b>458,9</b> | <b>482,1</b> | <b>502,4</b> | <b>509,5</b> | <b>545,2</b> | <b>563,6</b> | <b>564,5</b> |

**Evolución del tráfico por tipo de presentación / Traffic evolution by type of cargo**  
(en millones de toneladas / million tonnes)





PORT TRAFFIC DEVELOPMENT > Port traffic distribution by littoral zones (as a percentage of the total)

### 4. Port traffic development

#### 4.1. Port traffic development

#### 4.2. Port traffic distribution by littoral zones (as a percentage of the total)

#### 4.3. Variations in port traffic (million tonnes)

#### 4.4. Historical series

#### 4.5. Main goods development by types

#### 4.6. Index number (Year 1992. Index 100)

#### 4.7. Graphics

## 4.2. Distribución regional del tráfico portuario (porcentajes)

*Port traffic distribution by littoral zones (as a percentage of the total)*

| Graneles líquidos<br><i>Liquid bulk</i>             |              |              |              |              |              |              |              |
|---|--------------|--------------|--------------|--------------|--------------|--------------|--------------|
| REGIÓN<br>ZONE                                      | AÑO<br>YEAR  |              |              |              |              |              |              |
|   | 2013         | 2014         | 2015         | 2016         | 2017         | 2018         | 2019         |
| Puertos del Norte<br><i>North</i>                   | 11,5         | 11,2         | 11,9         | 11,7         | 12,1         | 12,3         | 12,2         |
| Puertos de Galicia<br><i>Galicia</i>                | 6,2          | 5,7          | 6,1          | 6,4          | 6,4          | 6,5          | 6,2          |
| Puertos del Sur<br><i>South</i>                     | 31,1         | 30,3         | 30,2         | 31,9         | 31,4         | 32,8         | 32,3         |
| Puertos de Levante<br><i>East</i>                   | 23,6         | 24,6         | 22,8         | 22,2         | 21,5         | 21,0         | 21,3         |
| Puertos de Cataluña<br><i>Catalonia</i>             | 18,8         | 20,1         | 20,5         | 18,9         | 20,5         | 19,4         | 20,0         |
| Puertos del N. África<br><i>Ceuta &amp; Melilla</i> | 0,6          | 0,5          | 0,4          | 0,6          | 0,6          | 0,5          | 0,5          |
| Puertos de Baleares<br><i>Balearic Islands</i>      | 0,9          | 0,9          | 0,9          | 0,9          | 0,9          | 0,9          | 0,8          |
| Puertos de Canarias<br><i>Canary Islands</i>        | 7,4          | 6,6          | 7,2          | 7,3          | 6,7          | 6,4          | 6,9          |
| <b>TOTAL<br/>TOTAL</b>                              | <b>100,0</b> | <b>100,0</b> | <b>100,0</b> | <b>100,0</b> | <b>100,0</b> | <b>100,0</b> | <b>100,0</b> |

| Graneles sólidos<br><i>Solid bulk</i>               |              |              |              |              |              |              |              |
|---|--------------|--------------|--------------|--------------|--------------|--------------|--------------|
| REGIÓN<br>ZONE                                      | AÑO<br>YEAR  |              |              |              |              |              |              |
|   | 2013         | 2014         | 2015         | 2016         | 2017         | 2018         | 2019         |
| Puertos del Norte<br><i>North</i>                   | 32,8         | 31,9         | 33,3         | 29,6         | 30,5         | 28,8         | 29,4         |
| Puertos de Galicia<br><i>Galicia</i>                | 17,4         | 17,1         | 17,1         | 16,7         | 16,9         | 16,9         | 14,6         |
| Puertos del Sur<br><i>South</i>                     | 18,6         | 17,6         | 19,3         | 20,1         | 20,1         | 20,4         | 19,1         |
| Puertos de Levante<br><i>East</i>                   | 13,7         | 14,8         | 14,7         | 16,2         | 16,2         | 17,7         | 19,3         |
| Puertos de Cataluña<br><i>Catalonia</i>             | 14,6         | 16,2         | 13,4         | 14,7         | 13,8         | 13,9         | 15,2         |
| Puertos del N. África<br><i>Ceuta &amp; Melilla</i> | 0,1          | 0,0          | 0,0          | 0,0          | 0,0          | 0,0          | 0,0          |
| Puertos de Baleares<br><i>Balearic Islands</i>      | 1,6          | 1,5          | 1,3          | 1,7          | 1,6          | 1,4          | 1,4          |
| Puertos de Canarias<br><i>Canary Islands</i>        | 1,1          | 1,0          | 0,9          | 1,0          | 1,0          | 0,9          | 1,0          |
| <b>TOTAL<br/>TOTAL</b>                              | <b>100,0</b> | <b>100,0</b> | <b>100,0</b> | <b>100,0</b> | <b>100,0</b> | <b>100,0</b> | <b>100,0</b> |

| Mercancía general<br><i>General cargo</i> |             |      |      |      |      |      |      |
|---|-------------|------|------|------|------|------|------|
| REGIÓN<br>ZONE                            | AÑO<br>YEAR |      |      |      |      |      |      |
|   | 2013        | 2014 | 2015 | 2016 | 2017 | 2018 | 2019 |
| Puertos del Norte<br><i>North</i>         | 7,5         | 7,7  | 7,2  | 7,0  | 6,6  | 6,6  | 6,6  |
| Puertos de Galicia<br><i>Galicia</i>      | 3,4         | 3,2  | 3,1  | 3,1  | 3,0  | 3,0  | 2,8  |
| Puertos del Sur<br><i>South</i>           | 31,7        | 31,1 | 30,5 | 31,4 | 28,6 | 28,6 | 29,6 |

|   |              |              |              |              |              |              |              |
|---|--------------|--------------|--------------|--------------|--------------|--------------|--------------|
| Puertos de Levante<br><i>East</i>                   | 29,7         | 29,5         | 30,7         | 30,1         | 29,5         | 29,4         | 29,6         |
| Puertos de Cataluña<br><i>Catalonia</i>             | 13,6         | 13,9         | 14,1         | 14,3         | 17,1         | 17,1         | 17,4         |
| Puertos del N. África<br><i>Ceuta &amp; Melilla</i> | 0,9          | 0,9          | 0,9          | 0,9          | 0,8          | 0,8          | 0,6          |
| Puertos de Baleares<br><i>Balearic Islands</i>      | 4,1          | 4,5          | 4,7          | 4,9          | 4,9          | 4,8          | 5,0          |
| Puertos de Canarias<br><i>Canary Islands</i>        | 9,2          | 9,3          | 8,9          | 8,4          | 9,6          | 9,6          | 8,3          |
| <b>TOTAL<br/>TOTAL</b>                              | <b>100,0</b> | <b>100,0</b> | <b>100,0</b> | <b>100,0</b> | <b>100,0</b> | <b>100,0</b> | <b>100,0</b> |

| Pesca capturada<br><i>Fish captures</i>             |                    |              |              |              |              |              |              |
|---|--------------------|--------------|--------------|--------------|--------------|--------------|--------------|
| REGIÓN<br><i>ZONE</i>                               | AÑO<br><i>YEAR</i> |              |              |              |              |              |              |
|   | 2013               | 2014         | 2015         | 2016         | 2017         | 2018         | 2019         |
| Puertos del Norte<br><i>North</i>                   | 21,2               | 20,7         | 23,1         | 22,3         | 21,0         | 21,1         | 20,8         |
| Puertos de Galicia<br><i>Galicia</i>                | 54,7               | 58,4         | 56,2         | 55,5         | 58,6         | 54,7         | 57,3         |
| Puertos del Sur<br><i>South</i>                     | 13,7               | 9,7          | 9,5          | 10,2         | 10,3         | 12,0         | 11,1         |
| Puertos de Levante<br><i>East</i>                   | 3,2                | 3,3          | 3,1          | 3,2          | 3,5          | 4,8          | 3,2          |
| Puertos de Cataluña<br><i>Catalonia</i>             | 2,9                | 3,1          | 3,4          | 3,4          | 2,7          | 3,0          | 3,2          |
| Puertos del N. África<br><i>Ceuta &amp; Melilla</i> | 0,0                | 0,0          | 0,0          | 0,0          | 0,0          | 0,0          | 0,0          |
| Puertos de Baleares<br><i>Balearic Islands</i>      | 1,4                | 1,3          | 1,4          | 1,3          | 1,2          | 1,3          | 1,3          |
| Puertos de Canarias<br><i>Canary Islands</i>        | 2,9                | 3,4          | 3,3          | 4,1          | 2,7          | 3,0          | 3,2          |
| <b>TOTAL<br/>TOTAL</b>                              | <b>100,0</b>       | <b>100,0</b> | <b>100,0</b> | <b>100,0</b> | <b>100,0</b> | <b>100,0</b> | <b>100,0</b> |

| Avituallamiento<br><i>Ship's Supplies</i>           |                    |              |              |              |              |              |              |
|---|--------------------|--------------|--------------|--------------|--------------|--------------|--------------|
| REGIÓN<br><i>ZONE</i>                               | AÑO<br><i>YEAR</i> |              |              |              |              |              |              |
|   | 2013               | 2014         | 2015         | 2016         | 2017         | 2018         | 2019         |
| Puertos del Norte<br><i>North</i>                   | 3,4                | 3,3          | 3,6          | 2,9          | 2,8          | 2,4          | 2,3          |
| Puertos de Galicia<br><i>Galicia</i>                | 3,5                | 3,3          | 3,0          | 2,8          | 3,0          | 2,8          | 2,7          |
| Puertos del Sur<br><i>South</i>                     | 33,5               | 41,6         | 37,6         | 37,1         | 33,1         | 29,8         | 29,4         |
| Puertos de Levante<br><i>East</i>                   | 5,6                | 4,9          | 6,2          | 6,6          | 5,1          | 4,4          | 5,6          |
| Puertos de Cataluña<br><i>Catalonia</i>             | 11,5               | 10,8         | 11,7         | 11,2         | 13,5         | 18,8         | 18,0         |
| Puertos del N. África<br><i>Ceuta &amp; Melilla</i> | 6,5                | 5,7          | 4,8          | 5,5          | 6,6          | 7,2          | 7,7          |
| Puertos de Baleares<br><i>Balearic Islands</i>      | 2,7                | 2,1          | 2,0          | 2,4          | 2,3          | 2,4          | 2,9          |
| Puertos de Canarias<br><i>Canary Islands</i>        | 33,3               | 28,4         | 31,1         | 31,5         | 33,6         | 32,2         | 31,5         |
| <b>TOTAL<br/>TOTAL</b>                              | <b>100,0</b>       | <b>100,0</b> | <b>100,0</b> | <b>100,0</b> | <b>100,0</b> | <b>100,0</b> | <b>100,0</b> |

| Tráfico interior<br><i>Local Traffic</i> |                    |      |      |      |      |      |      |
|--|--------------------|------|------|------|------|------|------|
| REGIÓN<br><i>ZONE</i>                    | AÑO<br><i>YEAR</i> |      |      |      |      |      |      |
|  | 2013               | 2014 | 2015 | 2016 | 2017 | 2018 | 2019 |
| Puertos del Norte<br><i>North</i>        | 11,1               | 1,7  | 10,0 | 0,3  | 0,0  | 0,0  | 0,0  |
| Puertos de Galicia<br><i>Galicia</i>     | 5,8                | 6,5  | 7,5  | 8,3  | 11,9 | 11,3 | 5,9  |
| Puertos del Sur<br><i>South</i>          | 78,5               | 90,7 | 81,8 | 91,1 | 88,0 | 88,7 | 93,4 |
| Puertos de Levante<br><i>East</i>        | 2,3                | 0,0  | 0,0  | 0,1  | 0,0  | 0,0  | 0,0  |
| Puertos de Cataluña<br><i>Catalonia</i>  | 2,2                | 1,2  | 0,7  | 0,1  | 0,0  | 0,0  | 0,6  |

|   |              |              |              |              |              |              |              |
|---|--------------|--------------|--------------|--------------|--------------|--------------|--------------|
| Puertos del N. África<br><i>Ceuta &amp; Melilla</i> | 0,0          | 0,0          | 0,0          | 0,0          | 0,0          | 0,0          | 0,0          |
| Puertos de Baleares<br><i>Balearic Islands</i>      | 0,0          | 0,0          | 0,0          | 0,0          | 0,0          | 0,0          | 0,0          |
| Puertos de Canarias<br><i>Canary Islands</i>        | 0,0          | 0,0          | 0,1          | 0,1          | 0,0          | 0,0          | 0,0          |
| <b>TOTAL<br/>TOTAL</b>                              | <b>100,0</b> | <b>100,0</b> | <b>100,0</b> | <b>100,0</b> | <b>100,0</b> | <b>100,0</b> | <b>100,0</b> |

| Tráfico total<br><i>Total port traffic</i>          |              |              |              |              |              |              |              |
|---|--------------|--------------|--------------|--------------|--------------|--------------|--------------|
| REGIÓN<br>ZONE                                      | AÑO<br>YEAR  |              |              |              |              |              |              |
|   | 2013         | 2014         | 2015         | 2016         | 2017         | 2018         | 2019         |
| Puertos del Norte<br><i>North</i>                   | 13,2         | 13,2         | 13,7         | 12,5         | 12,8         | 12,3         | 12,0         |
| Puertos de Galicia<br><i>Galicia</i>                | 6,8          | 6,7          | 6,9          | 6,7          | 6,7          | 6,7          | 5,9          |
| Puertos del Sur<br><i>South</i>                     | 29,5         | 29,0         | 28,8         | 30,0         | 28,3         | 28,7         | 29,1         |
| Puertos de Levante<br><i>East</i>                   | 24,1         | 24,4         | 24,3         | 24,3         | 23,8         | 23,9         | 24,6         |
| Puertos de Cataluña<br><i>Catalonia</i>             | 15,4         | 16,2         | 15,9         | 15,7         | 17,4         | 17,7         | 17,8         |
| Puertos del N. África<br><i>Ceuta &amp; Melilla</i> | 0,8          | 0,7          | 0,6          | 0,7          | 0,7          | 0,6          | 0,6          |
| Puertos de Baleares<br><i>Balearic Islands</i>      | 2,6          | 2,7          | 2,7          | 2,9          | 2,9          | 2,9          | 3,0          |
| Puertos de Canarias<br><i>Canary Islands</i>        | 7,6          | 7,2          | 7,2          | 7,2          | 7,5          | 7,1          | 7,1          |
| <b>TOTAL / TOTAL</b>                                | <b>100,0</b> | <b>100,0</b> | <b>100,0</b> | <b>100,0</b> | <b>100,0</b> | <b>100,0</b> | <b>100,0</b> |

**Puertos del Norte:** Avilés, Bilbao, Gijón, Pasaia y Santander

**Puertos de Galicia:** A Coruña, Ferrol-San Cibrao, Marín y Ria de Pontevedra, Vigo y Vilagarcía

**Puertos del Sur:** Almería, Bahía de Algeciras, Bahía de Cádiz, Huelva, Málaga, Motril y Sevilla


**Puertos de Levante:** Alicante, Cartagena, Castellón y Valencia

**Puertos de Cataluña:** Barcelona y Tarragona

**Puertos del N. de África:** Ceuta y Melilla

**Puertos de Baleares:** Baleares

**Puertos de Canarias:** Las Palmas y Santa Cruz de Tenerife



PORT TRAFFIC DEVELOPMENT > Variations in port traffic (million tonnes)

4. Port traffic development

4.1. Port traffic development

4.2. Port traffic distribution by littoral zones (as a percentage of the total)

4.3. Variations in port traffic (million tonnes)

4.3.1. Total port traffic (million tonnes)

4.3.2. Liquid bulk (million tonnes)

4.3.3. Solid bulk (million tonnes)

4.3.4. General cargo (million tonnes)

4.3.5. Fish captures (thousand tonnes)

4.3.6. Supplies (thousand tonnes)

4.3.7. Local traffic (thousand tonnes)

4.3.8. Containers (thousand TEUS)

4.3.9. Ships (number and GT)

4.3.10. Total sea passengers (thousand passengers)

4.4. Historical series

4.5. Main goods development by types

4.6. Index number (Year 1992. Index 100)

4.7. Graphics

**4.3. Variaciones del tráfico portuario (millones de toneladas)**  
*Variations in port traffic (million tonnes)*

|   | MILLONES DE TONELADAS<br>MILLION TONNES |               | % DE VARIACIÓN<br>VARIATION % |
|---|---|---------------|-------------------------------|
|   | 2018                                    | 2019          |                               |
| <b>GRANELES LÍQUIDOS</b><br><i>LIQUID BULK</i>      | 180,72                                  | 187,09        | 3,53                          |
| Productos petrolíferos<br><i>Petroleum products</i> | 149,46                                  | 149,05        | -0,27                         |
| Otros líquidos<br><i>Other liquids</i>              | 31,26                                   | 38,04         | 21,69                         |
| <b>GRANELES SÓLIDOS</b><br><i>SOLID BULK</i>        | 102,37                                  | 90,84         | -11,26                        |
| <b>MERCANCÍA GENERAL</b><br><i>GENERAL CARGO</i>    | 267,37                                  | 274,01        | 2,48                          |
| Convencional<br><i>Break bulk</i>                   | 76,34                                   | 78,72         | 3,11                          |
| En contenedores<br><i>In containers</i>             | 191,03                                  | 195,29        | 2,23                          |
| <b>PESCA CAPTURADA</b><br><i>FISH CAPTURES</i>      | 0,22                                    | 0,21          | -8,49                         |
| <b>AVITUALLAMIENTO</b><br><i>SUPPLIES</i>           | 10,30                                   | 10,05         | -2,41                         |
| Combustibles líquidos<br><i>Liquid fuel</i>         | 8,14                                    | 7,99          | -1,92                         |
| Resto<br><i>Rest</i>                                | 2,15                                    | 2,06          | -4,31                         |
| <b>TRÁFICO INTERIOR</b><br><i>LOCAL TRAFFIC</i>     | 2,58                                    | 2,31          | -10,63                        |
| <b>TOTAL</b><br><i>TOTAL</i>                        | <b>563,56</b>                           | <b>564,50</b> | <b>0,17</b>                   |


|  | MILLONES DE TONELADAS<br>MILLION TONNES |               | % DE VARIACIÓN<br>VARIATION % |
|--|---|---------------|-------------------------------|
|  | 2018                                    | 2019          |                               |
| <b>MERCANCIAS EMBARCADAS</b><br><i>LOADED GOODS</i>      | 231,18                                  | 233,59        | 1,04                          |
| <b>MERCANCIAS DESEMBARCADAS</b><br><i>UNLOADED GOODS</i> | 332,28                                  | 330,61        | -0,50                         |
| <b>MERCANCIAS TRANSBORDADAS</b><br><i>TRANSHIPPED</i>    | 0,10                                    | 0,31          | 204,05                        |
| <b>TOTAL</b><br><i>TOTAL</i>                             | <b>563,56</b>                           | <b>564,50</b> | <b>0,17</b>                   |

|   | MILLONES DE TONELADAS<br>MILLION TONNES |        | % DE VARIACIÓN<br>VARIATION % |
|---|---|--------|-------------------------------|
|   | 2018                                    | 2019   |                               |
| <b>EXTERIOR</b><br><i>FOREIGN TRAFFIC</i>   | 453,52                                  | 454,72 | 0,27                          |
| Embarcadas<br><i>Loaded</i>   | 169,78                                  | 173,25 | 2,04                          |
| Desembarcadas<br><i>Unloaded</i>  | 283,74                                  | 281    | -0,80                         |
| <b>CABOTAJE</b><br><i>CABOTAGE TRAFFIC</i>  | 96,84                                   | 96,91  | 0,08                          |
| Embarcadas<br><i>Loaded</i>   | 48,63                                   | 48,11  | -1,08                         |
| Desembarcadas<br><i>Unloaded</i>  | 48,20                                   | 48,81  | 1,25                          |
| <b>PESCA, AVITUALLAMIENTO,<br/>TRÁFICO INTERIOR Y<br/>TRANSBORDO</b><br><i>FISH CAPTURES, SUPPLIES,</i> | 13,20                                   | 12,87  | -2,51                         |



LOCAL TRAFFIC AND  
TRANSHIPMENT

|               |        |        |      |
|---------------|--------|--------|------|
| TOTAL / TOTAL | 563,56 | 564,50 | 0,17 |
|---------------|--------|--------|------|



PORT TRAFFIC DEVELOPMENT > Variations in port traffic (million tonnes) > Total port traffic (million tonnes)

### 4. Port traffic development

#### 4.1. Port traffic development

#### 4.2. Port traffic distribution by littoral zones (as a percentage of the total)

#### 4.3. Variations in port traffic (million tonnes)

#### 4.3.1. Total port traffic (million tonnes)

#### 4.3.2. Liquid bulk (million tonnes)

#### 4.3.3. Solid bulk (million tonnes)

#### 4.3.4. General cargo (million tonnes)

#### 4.3.5. Fish captures (thousand tonnes)

#### 4.3.6. Supplies (thousand tonnes)

#### 4.3.7. Local traffic (thousand tonnes)

#### 4.3.8. Containers (thousand TEUS)

#### 4.3.9. Ships (number and GT)

#### 4.3.10. Total sea passengers (thousand passengers)

#### 4.4. Historical series

#### 4.5. Main goods development by types

#### 4.6. Index number (Year 1992. Index 100)


#### 4.7. Graphics

### 4.3.1. Tráfico portuario total (millones de toneladas)

#### Total port traffic (million tonnes)

| Autoridades Portuarias<br><i>Port Authorities</i> | MILLONES DE TONELADAS<br><i>MILLION TONNES</i> |               | % DE VARIACIÓN<br><i>VARIATION %</i> |
|---|--|---------------|--------------------------------------|
|   | 2018   | 2019          |                                      |
| Bahía de Algeciras                                | 107,36   | 109,42        | 1,91                                 |
| Valencia  | 76,62  | 81,06         | 5,80                                 |
| Barcelona   | 67,76  | 67,69         | -0,09                                |
| Bilbao  | 35,70  | 35,56         | -0,38                                |
| Cartagena   | 33,94  | 34,28         | 1,00                                 |
| Huelva  | 32,97  | 33,81         | 2,57                                 |
| Tarragona   | 32,08  | 32,80         | 2,24                                 |
| Las Palmas  | 26,97  | 26,69         | -1,05                                |
| Castellón   | 21,14  | 20,72         | -1,97                                |
| Gijón   | 19,70  | 17,39         | -11,71                               |
| Baleares  | 16,45  | 16,81         | 2,18                                 |
| A Coruña  | 15,70  | 13,70         | -12,78                               |
| Santa Cruz de Tenerife                            | 13,05  | 13,09         | 0,32                                 |
| Ferrol-San Cibrao                                 | 13,71  | 11,18         | -18,42                               |
| Santander   | 5,98   | 6,59          | 10,06                                |
| Almería   | 7,06   | 5,64          | -20,13                               |
| Avilés  | 5,02   | 5,15          | 2,41                                 |
| Bahía de Cádiz                                    | 3,96   | 4,44          | 12,33                                |
| Sevilla   | 4,44   | 4,39          | -0,96                                |
| Vigo  | 4,36   | 4,39          | 0,57                                 |
| Málaga  | 3,32   | 3,59          | 8,13                                 |
| Pasaia  | 3,14   | 3,24          | 3,40                                 |
| Alicante  | 3,19   | 2,92          | -8,53                                |
| Motril  | 2,85   | 2,78          | -2,71                                |
| Ceuta   | 2,45   | 2,50          | 2,19                                 |
| Marín y Ría de Pontevedra                         | 2,54   | 2,47          | -2,76                                |
| Vilagarcía  | 1,21   | 1,32          | 9,03                                 |
| Melilla   | 0,87   | 0,86          | -1,15                                |
| <b>TOTAL / TOTAL</b>                              | <b>563,56</b>                                  | <b>564,50</b> | <b>0,17</b>                          |

\* Incluye cargas, descargas, tránsitos y transbordos  
*Loaded, unloaded, transit and transhipped goods included*



PORT TRAFFIC DEVELOPMENT > Variations in port traffic (million tonnes) > Liquid bulk (million tonnes)

### 4. Port traffic development

#### 4.1. Port traffic development

#### 4.2. Port traffic distribution by littoral zones (as a percentage of the total)

#### 4.3. Variations in port traffic (million tonnes)

##### 4.3.1. Total port traffic (million tonnes)

#### 4.3.2. Liquid bulk (million tonnes)

##### 4.3.2.1. Refined petroleum products

##### 4.3.3. Solid bulk (million tonnes)

##### 4.3.4. General cargo (million tonnes)

##### 4.3.5. Fish captures (thousand tonnes)

##### 4.3.6. Supplies (thousand tonnes)

##### 4.3.7. Local traffic (thousand tonnes)

##### 4.3.8. Containers (thousand TEUS)

##### 4.3.9. Ships (number and GT)

##### 4.3.10. Total sea passengers (thousand passengers)

#### 4.4. Historical series

#### 4.5. Main goods development by types

#### 4.6. Index number (Year 1992. Index 100)


#### 4.7. Graphics

### 4.3.2. Graneles líquidos (millones de toneladas)

*Liquid bulk (million tonnes)*

| Autoridades Portuarias<br><i>Port Authorities</i> | MILLONES DE TONELADAS<br><i>MILLION TONNES</i> |               | % DE VARIACIÓN<br><i>VARIATION %</i> |
|---|--|---------------|--------------------------------------|
|   | 2018   | 2019          |                                      |
| Bahía de Algeciras                                | 31,76  | 30,58         | -3,73                                |
| Huelva  | 25,12  | 26,68         | 6,19                                 |
| Cartagena   | 25,68  | 26,01         | 1,29                                 |
| Tarragona   | 19,84  | 21,21         | 6,88                                 |
| Bilbao  | 20,49  | 20,82         | 1,62                                 |
| Barcelona   | 15,30  | 16,13         | 5,45                                 |
| Castellón   | 10,39  | 10,60         | 2,00                                 |
| A Coruña  | 9,34   | 8,97          | -3,93                                |
| Las Palmas  | 7,15   | 8,07          | 12,90                                |
| Santa Cruz de Tenerife                            | 4,50   | 4,81          | 6,88                                 |
| Valencia  | 1,91   | 3,12          | 63,38                                |
| Ferrol-San Cibrao                                 | 2,16   | 2,31          | 7,25                                 |
| Baleares  | 1,70   | 1,54          | -8,97                                |
| Bahía de Cádiz                                    | 0,69   | 1,33          | 93,87                                |
| Motril  | 1,34   | 1,32          | -1,28                                |
| Gijón   | 0,77   | 0,89          | 16,28                                |
| Ceuta   | 0,83   | 0,87          | 4,58                                 |
| Avilés  | 0,62   | 0,72          | 15,78                                |
| Santander   | 0,34   | 0,32          | -4,68                                |
| Sevilla   | 0,27   | 0,29          | 9,04                                 |
| Vilagarcía  | 0,17   | 0,18          | 8,78                                 |
| Málaga  | 0,08   | 0,08          | 2,93                                 |
| Melilla   | 0,08   | 0,08          | -0,39                                |
| Almería   | 0,04   | 0,06          | 29,44                                |
| Vigo  | 0,09   | 0,05          | -50,20                               |
| Alicante  | 0,06   | 0,03          | -48,03                               |
| Marín y Ría de Pontevedra                         | 0,00   | 0,00          | 0,00                                 |
| Pasaia  | 0,00   | 0,00          | 0,00                                 |
| <b>TOTAL / TOTAL</b>                              | <b>180,72</b>                                  | <b>187,09</b> | <b>3,53</b>                          |

\* Incluye cargas, descargas, tránsitos y transbordos  
*Loaded, unloaded, transit and transhipped goods included*



PORT TRAFFIC DEVELOPMENT > Variations in port traffic (million tonnes) > Liquid bulk (million tonnes) > Refined petroleum products

### 4. Port traffic development

#### 4.1. Port traffic development

#### 4.2. Port traffic distribution by littoral zones (as a percentage of the total)

#### 4.3. Variations in port traffic (million tonnes)

##### 4.3.1. Total port traffic (million tonnes)

##### 4.3.2. Liquid bulk (million tonnes)

##### 4.3.2.1. Refined petroleum products

##### 4.3.3. Solid bulk (million tonnes)

##### 4.3.4. General cargo (million tonnes)

##### 4.3.5. Fish captures (thousand tonnes)

##### 4.3.6. Supplies (thousand tonnes)

##### 4.3.7. Local traffic (thousand tonnes)

##### 4.3.8. Containers (thousand TEUS)

##### 4.3.9. Ships (number and GT)

##### 4.3.10. Total sea passengers (thousand passengers)

#### 4.4. Historical series

#### 4.5. Main goods development by types

#### 4.6. Index number (Year 1992. Index 100)

#### 4.7. Graphics


### 4.3.2.1. Productos petrolíferos

*Refined petroleum products*

| PUERTOS CON REFINERÍA<br>PORTS WITH REFINERY                 |  |               |                                      |
|--|--|---------------|--------------------------------------|
| Autoridades Portuarias<br><i>Port Authorities</i>            | MILLONES DE TONELADAS<br><i>MILLION TONNES</i> |               | % DE VARIACIÓN<br><i>VARIATION %</i> |
|  | 2018   | 2019          |                                      |
| Bahía de Algeciras   | 30,33  | 28,59         | -5,75                                |
| Cartagena  | 23,78  | 23,56         | -0,93                                |
| Tarragona  | 18,27  | 19,50         | 6,76                                 |
| Huelva   | 16,48  | 17,32         | 5,08                                 |
| Bilbao   | 16,37  | 14,71         | -10,12                               |
| Castellón  | 8,92   | 9,05          | 1,50                                 |
| A Coruña   | 8,94   | 8,53          | -4,58                                |
| Santa Cruz de Tenerife                                       | 4,50   | 4,67          | 3,74                                 |
| <b>Total (con refinería)</b><br><i>Total (with refinery)</i> | <b>127,58</b>                                  | <b>125,93</b> | <b>-1,30</b>                         |

| PUERTOS SIN REFINERÍA<br>PORTS WITHOUT REFINERY                 |  |               |                                      |
|---|--|---------------|--------------------------------------|
| Autoridades Portuarias<br><i>Port Authorities</i>               | MILLONES DE TONELADAS<br><i>MILLION TONNES</i> |               | % DE VARIACIÓN<br><i>VARIATION %</i> |
|   | 2018   | 2019          |                                      |
| Barcelona   | 8,34   | 8,36          | 0,25                                 |
| Las Palmas  | 6,79   | 7,81          | 15,06                                |
| Baleares  | 1,70   | 1,54          | -8,97                                |
| Motril  | 1,14   | 1,13          | -0,91                                |
| Bahía de Cádiz  | 0,61   | 0,98          | 60,80                                |
| Gijón   | 0,77   | 0,89          | 16,05                                |
| Ceuta   | 0,83   | 0,87          | 4,58                                 |
| Valencia  | 1,01   | 0,86          | -14,85                               |
| Ferrol-San Cibrao   | 0,47   | 0,50          | 6,69                                 |
| Restantes puertos<br><i>Remaining ports</i>                     | 0,22   | 0,17          | -22,73                               |
| <b>Total (sin refinería)</b><br><i>Total (without refinery)</i> | <b>21,87</b>                                   | <b>23,12</b>  | <b>5,69</b>                          |
| <b>TOTAL GENERAL</b>  | <b>149,46</b>                                  | <b>149,05</b> | <b>-0,28</b>                         |

\* Incluye cargas, descargas, tránsitos y transbordos  
*Loaded, unloaded, transit and transhipped goods included*



## 4 PORT TRAFFIC DEVELOPMENT

Puertos del Estado

PORT TRAFFIC DEVELOPMENT > Variations in port traffic (million tonnes) > Solid bulk (million tonnes)

### 4. Port traffic development

#### 4.1. Port traffic development

#### 4.2. Port traffic distribution by littoral zones (as a percentage of the total)

#### 4.3. Variations in port traffic (million tonnes)

4.3.1. Total port traffic (million tonnes)

4.3.2. Liquid bulk (million tonnes)

#### 4.3.3. Solid bulk (million tonnes)

4.3.4. General cargo (million tonnes)

4.3.5. Fish captures (thousand tonnes)

4.3.6. Supplies (thousand tonnes)

4.3.7. Local traffic (thousand tonnes)

4.3.8. Containers (thousand TEUS)

4.3.9. Ships (number and GT)

4.3.10. Total sea passengers (thousand passengers)

#### 4.4. Historical series

#### 4.5. Main goods development by types


#### 4.6. Index number (Year 1992. Index 100)

#### 4.7. Graphics

### 4.3.3. Graneles sólidos (millones de toneladas) Solid bulk (million tonnes)

| Autoridades Portuarias<br><i>Port Authorities</i> | MILLONES DE TONELADAS<br><i>MILLION TONNES</i> |              | % DE VARIACIÓN<br><i>VARIATION %</i> |
|---|--|--------------|--------------------------------------|
|   | 2018   | 2019         |                                      |
| Gijón   | 17,19  | 14,59        | -15,15                               |
| Tarragona   | 9,99   | 9,72         | -2,70                                |
| Ferrol-San Cibrao                                 | 10,76  | 8,10         | -24,75                               |
| Castellón   | 7,43   | 7,10         | -4,42                                |
| Cartagena   | 6,60   | 6,84         | 3,62                                 |
| Huelva  | 6,66   | 5,76         | -13,61                               |
| Bilbao  | 4,76   | 4,68         | -1,61                                |
| Almería   | 6,34   | 4,41         | -30,38                               |
| Barcelona   | 4,26   | 4,07         | -4,36                                |
| Santander   | 3,31   | 3,65         | 10,04                                |
| A Coruña  | 4,85   | 3,47         | -28,40                               |
| Avilés  | 3,17   | 2,80         | -11,86                               |
| Sevilla   | 2,17   | 2,29         | 5,66                                 |
| Valencia  | 2,54   | 2,19         | -13,91                               |
| Bahía de Cádiz                                    | 1,74   | 1,86         | 7,07                                 |
| Málaga  | 1,70   | 1,46         | -13,96                               |
| Alicante  | 1,59   | 1,44         | -9,52                                |
| Baleares  | 1,42   | 1,22         | -13,55                               |
| Pasaia  | 1,00   | 1,03         | 2,82                                 |
| Bahía de Algeciras                                | 1,72   | 0,97         | -43,33                               |
| Marín y Ría de Pontevedra                         | 0,93   | 0,89         | -4,48                                |
| Motril  | 0,56   | 0,62         | 10,73                                |
| Vilagarcía  | 0,45   | 0,48         | 7,08                                 |
| Las Palmas  | 0,47   | 0,45         | -4,41                                |
| Santa Cruz de Tenerife                            | 0,45   | 0,42         | -5,59                                |
| Vigo  | 0,27   | 0,30         | 9,55                                 |
| Ceuta   | 0,03   | 0,02         | -22,79                               |
| Melilla   | 0,01   | 0,01         | 35,24                                |
| <b>TOTAL / TOTAL</b>                              | <b>102,37</b>                                  | <b>90,84</b> | <b>-11,26</b>                        |

\* Incluye cargas, descargas, tránsitos y transbordos  
*Loaded, unloaded, transit and transhipped goods included*



PORT TRAFFIC DEVELOPMENT > Variations in port traffic (million tonnes) > General cargo (million tonnes)

### 4. Port traffic development

#### 4.1. Port traffic development

#### 4.2. Port traffic distribution by littoral zones (as a percentage of the total)

#### 4.3. Variations in port traffic (million tonnes)

4.3.1. Total port traffic (million tonnes)

4.3.2. Liquid bulk (million tonnes)

4.3.3. Solid bulk (million tonnes)

#### 4.3.4. General cargo (million tonnes)

4.3.4.1. General cargo in containers (thousand tonnes)

4.3.5. Fish captures (thousand tonnes)

4.3.6. Supplies (thousand tonnes)

4.3.7. Local traffic (thousand tonnes)

4.3.8. Containers (thousand TEUS)

4.3.9. Ships (number and GT)

4.3.10. Total sea passengers (thousand passengers)

#### 4.4. Historical series

#### 4.5. Main goods development by types


#### 4.6. Index number (Year 1992. Index 100)

#### 4.7. Graphics

### 4.3.4. Mercancía general (millones de toneladas) General cargo (million tonnes)

| Autoridades Portuarias<br><i>Port Authorities</i> | MILLONES DE TONELADAS<br><i>MILLION TONNES</i> |               | % DE VARIACIÓN<br><i>VARIATION %</i> |
|---|--|---------------|--------------------------------------|
|   | 2018   | 2019          |                                      |
| Valencia  | 71,97  | 75,42         | 4,79                                 |
| Bahía de Algeciras                                | 69,06  | 73,33         | 6,18                                 |
| Barcelona   | 46,34  | 45,75         | -1,26                                |
| Las Palmas  | 16,72  | 15,65         | -6,42                                |
| Baleares  | 13,10  | 13,76         | 5,05                                 |
| Bilbao  | 10,34  | 9,94          | -3,79                                |
| Santa Cruz de Tenerife                            | 7,41   | 7,21          | -2,75                                |
| Vigo  | 3,77   | 3,82          | 1,32                                 |
| Castellón   | 3,29   | 3,00          | -8,84                                |
| Santander   | 2,30   | 2,59          | 12,29                                |
| Pasaia  | 2,09   | 2,17          | 3,89                                 |
| Málaga  | 1,44   | 1,94          | 34,73                                |
| Gijón   | 1,69   | 1,89          | 11,61                                |
| Tarragona   | 2,17   | 1,78          | -17,97                               |
| Sevilla   | 1,97   | 1,77          | -10,34                               |
| Avilés  | 1,17   | 1,57          | 33,98                                |
| Marín y Ría de Pontevedra                         | 1,58   | 1,55          | -2,14                                |
| Alicante  | 1,51   | 1,42          | -5,60                                |
| Cartagena   | 1,46   | 1,26          | -14,03                               |
| Bahía de Cádiz                                    | 1,42   | 1,15          | -18,66                               |
| Huelva  | 0,98   | 1,15          | 16,31                                |
| Almería   | 0,58   | 1,09          | 86,29                                |
| A Coruña  | 1,10   | 1,01          | -8,67                                |
| Ceuta   | 0,85   | 0,83          | -1,53                                |
| Motril  | 0,92   | 0,79          | -13,66                               |
| Melilla   | 0,79   | 0,78          | -1,37                                |
| Ferrol-San Cibrao                                 | 0,76   | 0,76          | 0,07                                 |
| Vilagarcía  | 0,59   | 0,65          | 10,37                                |
| <b>TOTAL / TOTAL</b>                              | <b>267,37</b>                                  | <b>274,01</b> | <b>2,48</b>                          |

\* Incluye cargas, descargas, tránsitos y transbordos  
*Loaded, unloaded, transit and transhipped goods included*



PORT TRAFFIC DEVELOPMENT > Variations in port traffic (million tonnes) > General cargo (million tonnes) > General cargo in containers (thousand tonnes)

### 4. Port traffic development

#### 4.1. Port traffic development

#### 4.2. Port traffic distribution by littoral zones (as a percentage of the total)

#### 4.3. Variations in port traffic (million tonnes)

4.3.1. Total port traffic (million tonnes)

4.3.2. Liquid bulk (million tonnes)

4.3.3. Solid bulk (million tonnes)

4.3.4. General cargo (million tonnes)

#### 4.3.4.1. General cargo in containers (thousand tonnes)

4.3.5. Fish captures (thousand tonnes)

4.3.6. Supplies (thousand tonnes)

4.3.7. Local traffic (thousand tonnes)

4.3.8. Containers (thousand TEUS)

4.3.9. Ships (number and GT)

4.3.10. Total sea passengers (thousand passengers)

#### 4.4. Historical series

#### 4.5. Main goods development by types


#### 4.6. Index number (Year 1992. Index 100)

#### 4.7. Graphics

### 4.3.4.1. Mercancía general en contenedores (miles de toneladas) General cargo in containers (thousand tonnes)

| Autoridades Portuarias<br>Port Authorities | MILES DE TONELADAS<br>THOUSAND TONNES |                | % DE VARIACIÓN<br>VARIATION % |
|--|---------------------------------------|----------------|-------------------------------|
|  | 2018                                  | 2019           |                               |
| Bahía de Algeciras                         | 60.593                                | 64.283         | 6,09                          |
| Valencia                                   | 57.886                                | 60.832         | 5,09                          |
| Barcelona                                  | 34.790                                | 34.183         | -1,75                         |
| Las Palmas                                 | 12.238                                | 10.984         | -10,25                        |
| Bilbao                                     | 6.808                                 | 6.718          | -1,32                         |
| Santa Cruz de Tenerife                     | 3.632                                 | 3.312          | -8,80                         |
| Castellón                                  | 3.049                                 | 2.763          | -9,38                         |
| Vigo                                       | 2.668                                 | 2.660          | -0,31                         |
| Málaga                                     | 936                                   | 1.432          | 53,03                         |
| Alicante                                   | 1.245                                 | 1.238          | -0,60                         |
| Gijón                                      | 965                                   | 1.003          | 3,95                          |
| Sevilla                                    | 983                                   | 989            | 0,57                          |
| Cartagena                                  | 1.130                                 | 889            | -21,28                        |
| Marín y Ría de Pontevedra                  | 940                                   | 874            | -7,01                         |
| Huelva                                     | 594                                   | 590            | -0,75                         |
| Baleares                                   | 661                                   | 459            | -30,57                        |
| Tarragona                                  | 556                                   | 454            | -18,31                        |
| Almería                                    | 93                                    | 386            | 315,98                        |
| Bahía de Cádiz                             | 483                                   | 368            | -23,85                        |
| Vilagarcía                                 | 304                                   | 341            | 12,06                         |
| Santander                                  | 137                                   | 179            | 30,73                         |
| Melilla                                    | 172                                   | 138            | -19,59                        |
| Ceuta                                      | 118                                   | 115            | -2,80                         |
| Ferrol-San Cibrao                          | 44                                    | 95             | 116,10                        |
| Motril                                     | 3                                     | 5              | 85,77                         |
| A Coruña                                   | -                                     | -              | 0,00                          |
| Avilés                                     | -                                     | -              | 0,00                          |
| Pasaia                                     | -                                     | -              | 0,00                          |
| <b>TOTAL / TOTAL</b>                       | <b>191.028</b>                        | <b>195.290</b> | <b>2,23</b>                   |

\* Incluye cargas, descargas, tránsitos y transbordos  
Loaded, unloaded, transit and transhipped goods included



PORT TRAFFIC DEVELOPMENT > Variations in port traffic (million tonnes) > Fish captures (thousand tonnes)

### 4. Port traffic development

#### 4.1. Port traffic development

#### 4.2. Port traffic distribution by littoral zones (as a percentage of the total)

#### 4.3. Variations in port traffic (million tonnes)

4.3.1. Total port traffic (million tonnes)

4.3.2. Liquid bulk (million tonnes)

4.3.3. Solid bulk (million tonnes)

4.3.4. General cargo (million tonnes)

#### 4.3.5. Fish captures (thousand tonnes)

4.3.6. Supplies (thousand tonnes)

4.3.7. Local traffic (thousand tonnes)

4.3.8. Containers (thousand TEUS)

4.3.9. Ships (number and GT)

4.3.10. Total sea passengers (thousand passengers)

#### 4.4. Historical series

#### 4.5. Main goods development by types


#### 4.6. Index number (Year 1992. Index 100)

#### 4.7. Graphics

### 4.3.5. Pesca capturada (miles de toneladas) Fish captures (thousand tonnes)

| Autoridades Portuarias<br>Port Authorities | MILES DE TONELADAS<br>THOUSAND TONNES |               | % DE VARIACIÓN<br>VARIATION % |
|--|---------------------------------------|---------------|-------------------------------|
|  | 2018                                  | 2019          |                               |
| Vigo                                       | 78,17                                 | 79,80         | 2,09                          |
| A Coruña                                   | 42,36                                 | 35,92         | -15,19                        |
| Pasaia                                     | 24,64                                 | 21,89         | -11,16                        |
| Bahía de Cádiz                             | 17,69                                 | 15,92         | -10,03                        |
| Avilés                                     | 12,55                                 | 12,50         | -0,40                         |
| Santa Cruz de Tenerife                     | 5,49                                  | 5,14          | -6,24                         |
| Gijón                                      | 5,07                                  | 4,87          | -4,01                         |
| Almería                                    | 4,26                                  | 4,16          | -2,34                         |
| Castellón                                  | 5,42                                  | 3,61          | -33,32                        |
| Barcelona                                  | 3,17                                  | 3,58          | 12,71                         |
| Santander                                  | 5,07                                  | 3,47          | -31,52                        |
| Tarragona                                  | 3,63                                  | 2,93          | -19,11                        |
| Baleares                                   | 2,90                                  | 2,59          | -10,94                        |
| Marín y Ría de Pontevedra                  | 1,74                                  | 1,73          | -1,06                         |
| Valencia                                   | 2,89                                  | 1,49          | -48,36                        |
| Las Palmas                                 | 1,20                                  | 1,39          | 15,64                         |
| Motril                                     | 1,55                                  | 0,94          | -39,09                        |
| Bahía de Algeciras                         | 0,88                                  | 0,94          | 6,69                          |
| Alicante                                   | 2,01                                  | 0,87          | -56,77                        |
| Málaga                                     | 0,65                                  | 0,67          | 3,75                          |
| Cartagena                                  | 0,48                                  | 0,59          | 23,26                         |
| Huelva                                     | 1,90                                  | 0,21          | -89,06                        |
| Ferrol-San Cibrao                          | 0,26                                  | 0,15          | -42,79                        |
| Ceuta                                      | 0,04                                  | 0,03          | -20,11                        |
| Bilbao                                     | 0,00                                  | 0,00          | 0,00                          |
| Melilla                                    | 0,00                                  | 0,00          | 0,00                          |
| Sevilla                                    | 0,00                                  | 0,00          | 0,00                          |
| Vilagarcía                                 | 0,00                                  | 0,00          | 0,00                          |
| <b>TOTAL / TOTAL</b>                       | <b>224,01</b>                         | <b>205,39</b> | <b>-8,31</b>                  |





PORT TRAFFIC DEVELOPMENT > Variations in port traffic (million tonnes) > Supplies (thousand tonnes)

### 4. Port traffic development

#### 4.1. Port traffic development

#### 4.2. Port traffic distribution by littoral zones (as a percentage of the total)

#### 4.3. Variations in port traffic (million tonnes)

4.3.1. Total port traffic (million tonnes)

4.3.2. Liquid bulk (million tonnes)

4.3.3. Solid bulk (million tonnes)

4.3.4. General cargo (million tonnes)

4.3.5. Fish captures (thousand tonnes)

#### 4.3.6. Supplies (thousand tonnes)

4.3.7. Local traffic (thousand tonnes)

4.3.8. Containers (thousand TEUS)

4.3.9. Ships (number and GT)

4.3.10. Total sea passengers (thousand passengers)

#### 4.4. Historical series


#### 4.5. Main goods development by types

#### 4.6. Index number (Year 1992. Index 100)

#### 4.7. Graphics

### 4.3.6. Avituallamiento (miles de toneladas) Supplies (thousand tonnes)

| Autoridades Portuarias<br><i>Port Authorities</i> | MILES DE TONELADAS<br>THOUSAND TONNES |                  | % DE VARIACIÓN<br>VARIATION % |
|---|---------------------------------------|------------------|-------------------------------|
|   | 2018                                  | 2019             |                               |
| Las Palmas  | 2.630,37                              | 2.519,56         | -4,21                         |
| Bahía de Algeciras                                | 2.541,87                              | 2.398,32         | -5,65                         |
| Barcelona   | 1.857,96                              | 1.731,73         | -6,79                         |
| Ceuta   | 736,99                                | 772,55           | 4,82                          |
| Santa Cruz de Tenerife                            | 685,59                                | 646,96           | -5,63                         |
| Valencia  | 192,70                                | 334,32           | 73,50                         |
| Baleares  | 243,91                                | 285,89           | 17,21                         |
| Huelva  | 184,90                                | 216,61           | 17,15                         |
| Cartagena   | 207,92                                | 182,60           | -12,18                        |
| Vigo  | 148,45                                | 142,86           | -3,76                         |
| Bilbao  | 111,69                                | 114,73           | 2,72                          |
| Málaga  | 97,59                                 | 103,18           | 5,72                          |
| Bahía de Cádiz                                    | 99,16                                 | 85,24            | -14,04                        |
| Almería   | 90,96                                 | 77,91            | -14,35                        |
| Tarragona   | 79,69                                 | 76,68            | -3,78                         |
| A Coruña  | 83,87                                 | 76,14            | -9,22                         |
| Avilés  | 44,75                                 | 45,79            | 2,32                          |
| Motril  | 31,48                                 | 37,57            | 19,37                         |
| Sevilla   | 22,87                                 | 37,20            | 62,64                         |
| Marín y Ría de Pontevedra                         | 25,90                                 | 31,50            | 21,61                         |
| Santander   | 22,21                                 | 25,83            | 16,33                         |
| Pasaia  | 25,09                                 | 25,11            | 0,09                          |
| Alicante  | 27,81                                 | 21,97            | -21,01                        |
| Castellón   | 24,46                                 | 20,03            | -18,09                        |
| Gijón   | 40,05                                 | 16,22            | -59,49                        |
| Ferrol-San Cibrao                                 | 28,07                                 | 10,90            | -61,16                        |
| Vilagarcía  | 3,73                                  | 5,28             | 41,67                         |
| Melilla   | 5,47                                  | 4,63             | -15,38                        |
| <b>TOTAL / TOTAL</b>                              | <b>10.295,49</b>                      | <b>10.047,32</b> | <b>-2,41</b>                  |



PORT TRAFFIC DEVELOPMENT > Variations in port traffic (million tonnes) > Local traffic (thousand tonnes)

### 4. Port traffic development

#### 4.1. Port traffic development

#### 4.2. Port traffic distribution by littoral zones (as a percentage of the total)

#### 4.3. Variations in port traffic (million tonnes)

4.3.1. Total port traffic (million tonnes)

4.3.2. Liquid bulk (million tonnes)

4.3.3. Solid bulk (million tonnes)

4.3.4. General cargo (million tonnes)

4.3.5. Fish captures (thousand tonnes)

4.3.6. Supplies (thousand tonnes)

#### 4.3.7. Local traffic (thousand tonnes)

4.3.8. Containers (thousand TEUS)

4.3.9. Ships (number and GT)

4.3.10. Total sea passengers (thousand passengers)

#### 4.4. Historical series

#### 4.5. Main goods development by types


#### 4.6. Index number (Year 1992. Index 100)

#### 4.7. Graphics

### 4.3.7. Tráfico interior (miles de toneladas)

Local traffic (thousand tonnes)

| Autoridades Portuarias<br><i>Port Authorities</i> | MILES DE TONELADAS<br><i>THOUSAND TONNES</i> |                 | % DE VARIACIÓN<br><i>VARIATION %</i> |
|---|--|-----------------|--------------------------------------|
|   | 2018   | 2019            |                                      |
| Bahía de Algeciras                                | 2.274,36                                     | 2.133,74        | -6,18                                |
| A Coruña  | 285,48                                       | 133,71          | -53,16                               |
| Huelva  | 12,97  | 20,16           | 55,35                                |
| Tarragona   | 0,00   | 14,47           | 0,00                                 |
| Ferrol-San Cibrao                                 | 4,82   | 2,77            | -42,60                               |
| Santa Cruz de Tenerife                            | 0,50   | 0,77            | 55,22                                |
| Alicante  | 0,00   | 0,03            | 0,00                                 |
| Las Palmas  | 0,01   | 0,01            | -12,50                               |
| Almería   | 0,00   | 0,00            | 0,00                                 |
| Avilés  | 0,00   | 0,00            | 0,00                                 |
| Bahía de Cádiz                                    | 0,00   | 0,00            | 0,00                                 |
| Baleares  | 0,00   | 0,00            | 0,00                                 |
| Barcelona   | 0,00   | 0,00            | 0,00                                 |
| Bilbao  | 0,22   | 0,00            | 0,00                                 |
| Cartagena   | 0,00   | 0,00            | 0,00                                 |
| Castellón   | 0,00   | 0,00            | 0,00                                 |
| Ceuta   | 0,00   | 0,00            | 0,00                                 |
| Gijón   | 0,80   | 0,00            | 0,00                                 |
| Málaga  | 0,00   | 0,00            | 0,00                                 |
| Marín y Ría de Pontevedra                         | 0,00   | 0,00            | 0,00                                 |
| Melilla   | 0,00   | 0,00            | 0,00                                 |
| Motril  | 0,00   | 0,00            | 0,00                                 |
| Pasaia  | 0,00   | 0,00            | 0,00                                 |
| Santander   | 0,00   | 0,00            | 0,00                                 |
| Sevilla   | 0,00   | 0,00            | 0,00                                 |
| Valencia  | 0,00   | 0,00            | 0,00                                 |
| Vigo  | 0,00   | 0,00            | 0,00                                 |
| Vilagarcía  | 0,00   | 0,00            | 0,00                                 |
| <b>TOTAL / TOTAL</b>                              | <b>2.579,16</b>                              | <b>2.305,65</b> | <b>-10,60</b>                        |



PORT TRAFFIC DEVELOPMENT > Variations in port traffic (million tonnes) > Containers (thousand TEUS)

### 4. Port traffic development

#### 4.1. Port traffic development

#### 4.2. Port traffic distribution by littoral zones (as a percentage of the total)

#### 4.3. Variations in port traffic (million tonnes)

4.3.1. Total port traffic (million tonnes)

4.3.2. Liquid bulk (million tonnes)

4.3.3. Solid bulk (million tonnes)

4.3.4. General cargo (million tonnes)

4.3.5. Fish captures (thousand tonnes)

4.3.6. Supplies (thousand tonnes)

4.3.7. Local traffic (thousand tonnes)

#### 4.3.8. Containers (thousand TEUS)

4.3.9. Ships (number and GT)

4.3.10. Total sea passengers (thousand passengers)

#### 4.4. Historical series

#### 4.5. Main goods development by types


#### 4.6. Index number (Year 1992. Index 100)

#### 4.7. Graphics

### 4.3.8. Contenedores (miles de TEUS) Containers (thousand TEUS)

| Autoridades Portuarias<br><i>Port Authorities</i> | MILES DE TEUS<br>THOUSAND TEUS |               | % DE VARIACIÓN<br>VARIATION % |
|---|--------------------------------|---------------|-------------------------------|
|   | 2018                           | 2019          |                               |
| Valencia  | 5.183                          | 5.440         | 4,96                          |
| Bahía de Algeciras                                | 4.773                          | 5.125         | 7,38                          |
| Barcelona   | 3.423                          | 3.325         | -2,87                         |
| Las Palmas  | 1.141                          | 1.007         | -11,72                        |
| Bilbao  | 638                            | 628           | -1,57                         |
| Santa Cruz de Tenerife                            | 509                            | 411           | -19,24                        |
| Vigo  | 220                            | 217           | -1,80                         |
| Málaga  | 125                            | 209           | 67,33                         |
| Castellón   | 229                            | 203           | -11,46                        |
| Alicante  | 163                            | 171           | 5,35                          |
| Sevilla   | 138                            | 137           | -1,09                         |
| Baleares  | 121                            | 120           | -0,85                         |
| Marín y Ría de Pontevedra                         | 87                             | 77            | -12,31                        |
| Gijón   | 79                             | 76            | -4,33                         |
| Huelva  | 69                             | 74            | 7,19                          |
| Cartagena   | 84                             | 68            | -19,67                        |
| Bahía de Cádiz                                    | 69                             | 58            | -15,62                        |
| Tarragona   | 58                             | 48            | -17,42                        |
| Vilagarcía  | 35                             | 41            | 17,75                         |
| Almería   | 9                              | 23            | 150,79                        |
| Melilla   | 22                             | 18            | -19,14                        |
| Santander   | 11                             | 14            | 35,84                         |
| Ceuta   | 11                             | 11            | -2,97                         |
| Ferrol-San Cibrao                                 | 5                              | 8             | 82,66                         |
| Motril  | -                              | 1             | 78,72                         |
| A Coruña  | -                              | -             | 0,00                          |
| Avilés  | -                              | -             | 0,00                          |
| Pasaia  | -                              | -             | 0,00                          |
| <b>TOTAL / TOTAL</b>                              | <b>17.203</b>                  | <b>17.510</b> | <b>1,78</b>                   |

\* Incluye cargas, descargas, tránsitos y transbordos  
Loaded, unloaded, transit and transhipped goods included



## 4 PORT TRAFFIC DEVELOPMENT

Puertos del Estado

PORT TRAFFIC DEVELOPMENT > Variations in port traffic (million tonnes) > Ships (number and GT)

### 4. Port traffic development

#### 4.1. Port traffic development

#### 4.2. Port traffic distribution by littoral zones (as a percentage of the total)

#### 4.3. Variations in port traffic (million tonnes)

4.3.1. Total port traffic (million tonnes)

4.3.2. Liquid bulk (million tonnes)

4.3.3. Solid bulk (million tonnes)

4.3.4. General cargo (million tonnes)

4.3.5. Fish captures (thousand tonnes)

4.3.6. Supplies (thousand tonnes)

4.3.7. Local traffic (thousand tonnes)

4.3.8. Containers (thousand TEUS)

#### 4.3.9. Ships (number and GT)

4.3.9.1. Cruise ships

4.3.10. Total sea passengers (thousand passengers)

#### 4.4. Historical series

#### 4.5. Main goods development by types

#### 4.6. Index number (Year 1992. Index 100)


#### 4.7. Graphics

### 4.3.9. Buques (número y GT) Ships (number and GT's)

| Autoridades Portuarias<br>Port Authorities | NÚMERO DE BUQUES<br>NUMBER OF SHIPS |                | % DE VARIACIÓN<br>VARIATION % |
|--|-------------------------------------|----------------|-------------------------------|
|  | 2018                                | 2019           |                               |
| Baleares                                   | 50.366                              | 52.936         | 5,10                          |
| Bahía de Algeciras                         | 28.913                              | 29.070         | 0,54                          |
| Santa Cruz de Tenerife                     | 16.400                              | 16.132         | -1,63                         |
| Las Palmas                                 | 12.283                              | 13.959         | 13,64                         |
| Ceuta                                      | 11.147                              | 11.084         | -0,57                         |
| Barcelona                                  | 9.038                               | 8.901          | -1,52                         |
| Valencia                                   | 7.722                               | 7.891          | 2,19                          |
| Bilbao                                     | 2.925                               | 2.818          | -3,66                         |
| Tarragona                                  | 2.554                               | 2.545          | -0,35                         |
| Huelva                                     | 2.396                               | 2.491          | 3,96                          |
| Cartagena                                  | 2.203                               | 2.169          | -1,54                         |
| Almería                                    | 1.972                               | 2.128          | 7,91                          |
| Málaga                                     | 1.764                               | 1.870          | 6,01                          |
| Castellón                                  | 1.856                               | 1.759          | -5,23                         |
| Vigo                                       | 1.726                               | 1.674          | -3,01                         |
| Santander                                  | 1.626                               | 1.614          | -0,74                         |
| Melilla                                    | 1.776                               | 1.606          | -9,57                         |
| Motril                                     | 1.357                               | 1.323          | -2,51                         |
| A Coruña                                   | 1.221                               | 1.213          | -0,66                         |
| Bahía de Cádiz                             | 1.197                               | 1.193          | -0,33                         |
| Gijón                                      | 1.229                               | 1.187          | -3,42                         |
| Ferrol-San Cibrao                          | 1.130                               | 1.086          | -3,89                         |
| Sevilla                                    | 1.016                               | 1.009          | -0,69                         |
| Pasaia                                     | 911                                 | 933            | 2,41                          |
| Avilés                                     | 823                                 | 795            | -3,40                         |
| Alicante                                   | 732                                 | 696            | -4,92                         |
| Marín y Ría de Pontevedra                  | 500                                 | 507            | 1,40                          |
| Vilagarcía                                 | 336                                 | 355            | 5,65                          |
| <b>TOTAL<br/>TOTAL</b>                     | <b>167.119</b>                      | <b>170.944</b> | <b>2,29</b>                   |

| Autoridades Portuarias<br>Port Authorities | G.T. (millones)<br>G.T. (millions) |      | % DE VARIACIÓN<br>VARIATION % |
|--|------------------------------------|------|-------------------------------|
|  | 2018                               | 2019 |                               |
| Bahía de Algeciras                         | 411                                | 417  | 1,49                          |
| Barcelona                                  | 344                                | 345  | 0,17                          |
| Las Palmas                                 | 249                                | 277  | 11,39                         |
| Valencia                                   | 263                                | 274  | 4,10                          |
| Baleares                                   | 241                                | 264  | 9,36                          |
| Santa Cruz de Tenerife                     | 199                                | 198  | -0,41                         |
| Ceuta                                      | 70                                 | 76   | 8,63                          |
| Málaga                                     | 45                                 | 54   | 21,24                         |
| Tarragona                                  | 46                                 | 49   | 5,72                          |
| Bilbao                                     | 48                                 | 48   | 0,39                          |
| Cartagena                                  | 44                                 | 44   | 2,16                          |

|                           |              |              |             |
|---------------------------|--------------|--------------|-------------|
| Huelva                    | 37           | 42           | 12,73       |
| Almería                   | 36           | 37           | 3,32        |
| Vigo                      | 37           | 36           | -3,83       |
| Melilla                   | 35           | 36           | 0,61        |
| Santander                 | 31           | 31           | 0,89        |
| Bahía de Cádiz            | 27           | 29           | 9,48        |
| Castellón                 | 29           | 29           | -0,20       |
| A Coruña                  | 22           | 20           | -6,83       |
| Gijón                     | 18           | 18           | -1,21       |
| Motril                    | 19           | 18           | -6,43       |
| Ferrol-San Cibrao         | 16           | 15           | -7,87       |
| Alicante                  | 12           | 10           | -13,52      |
| Pasaia                    | 7            | 7            | 7,53        |
| Avilés                    | 6            | 6            | -4,09       |
| Sevilla                   | 5            | 5            | 1,90        |
| Marín y Ría de Pontevedra | 4            | 4            | -9,72       |
| Vilagarcía                | 3            | 3            | -5,24       |
| <b>TOTAL / TOTAL</b>      | <b>2.303</b> | <b>2.392</b> | <b>3,83</b> |



PORT TRAFFIC DEVELOPMENT > Variations in port traffic (million tonnes) > Ships (number and GT) > Cruise ships

### 4. Port traffic development

#### 4.1. Port traffic development

#### 4.2. Port traffic distribution by littoral zones (as a percentage of the total)

#### 4.3. Variations in port traffic (million tonnes)

4.3.1. Total port traffic (million tonnes)

4.3.2. Liquid bulk (million tonnes)

4.3.3. Solid bulk (million tonnes)

4.3.4. General cargo (million tonnes)

4.3.5. Fish captures (thousand tonnes)

4.3.6. Supplies (thousand tonnes)

4.3.7. Local traffic (thousand tonnes)

4.3.8. Containers (thousand TEUS)

#### 4.3.9. Ships (number and GT)

##### 4.3.9.1. Cruise ships

4.3.10. Total sea passengers (thousand passengers)

#### 4.4. Historical series


#### 4.5. Main goods development by types

#### 4.6. Index number (Year 1992. Index 100)

#### 4.7. Graphics

### 4.3.9.1. Buques de crucero (número) Cruise ships (number)

| Autoridades Portuarias<br><i>Port Authorities</i> | NÚMERO DE BUQUES<br><i>NUMBER OF SHIPS</i> |              | % DE VARIACIÓN<br><i>VARIATION %</i> |
|---|--|--------------|--------------------------------------|
|   | 2018                                       | 2019         |                                      |
| Baleares  | 860  | 820          | -4,65                                |
| Barcelona   | 829  | 800          | -3,50                                |
| Las Palmas  | 586  | 560          | -4,44                                |
| Santa Cruz de Tenerife                            | 549  | 511          | -6,92                                |
| Bahía de Cádiz                                    | 334  | 315          | -5,69                                |
| Málaga  | 299  | 288          | -3,68                                |
| Valencia  | 194  | 203          | 4,64                                 |
| Cartagena   | 151  | 167          | 10,60                                |
| A Coruña  | 94   | 108          | 14,89                                |
| Sevilla   | 75   | 95           | 26,67                                |
| Vigo  | 70   | 71           | 1,43                                 |
| Tarragona   | 57   | 63           | 10,53                                |
| Bilbao  | 59   | 50           | -15,25                               |
| Alicante  | 54   | 43           | -20,37                               |
| Motril  | 29   | 32           | 10,34                                |
| Almería   | 38   | 25           | -34,21                               |
| Santander   | 8  | 21           | 162,50                               |
| Gijón   | 17   | 18           | 5,88                                 |
| Ferrol-San Cibrao                                 | 15   | 14           | -6,67                                |
| Ceuta   | 11   | 7            | -36,36                               |
| Huelva  | 16   | 7            | -56,25                               |
| Avilés  | 4  | 6            | 50,00                                |
| Castellón   | 1  | 5            | 400,00                               |
| Pasaia  | 5  | 3            | -40,00                               |
| Vilagarcía  | 5  | 3            | -40,00                               |
| Melilla   | 1  | 1            | 0,00                                 |
| Bahía de Algeciras                                | -  | -            | 0,00                                 |
| Marín y Ría de Pontevedra                         | -  | -            | 0,00                                 |
| <b>TOTAL / TOTAL</b>                              | <b>4.361</b>                               | <b>4.236</b> | <b>-2,87</b>                         |



PORT TRAFFIC DEVELOPMENT > Variations in port traffic (million tonnes) > Total sea passengers (thousand passengers)

### 4. Port traffic development

#### 4.1. Port traffic development

#### 4.2. Port traffic distribution by littoral zones (as a percentage of the total)

#### 4.3. Variations in port traffic (million tonnes)

4.3.1. Total port traffic (million tonnes)

4.3.2. Liquid bulk (million tonnes)

4.3.3. Solid bulk (million tonnes)

4.3.4. General cargo (million tonnes)

4.3.5. Fish captures (thousand tonnes)

4.3.6. Supplies (thousand tonnes)

4.3.7. Local traffic (thousand tonnes)

4.3.8. Containers (thousand TEUS)

4.3.9. Ships (number and GT)

#### 4.3.10. Total sea passengers (thousand passengers)

4.3.10.1. Cruise passengers

#### 4.4. Historical series

#### 4.5. Main goods development by types


#### 4.6. Index number (Year 1992. Index 100)

#### 4.7. Graphics

### 4.3.10. Pasajeros totales (miles de pasajeros) Total sea passengers (thousand of passengers)

| Autoridades Portuarias<br>Port Authorities | MILES DE PASAJEROS<br>THOUSAND OF PASSENGERS |               | % DE VARIACIÓN<br>VARIATION % |
|--|--|---------------|-------------------------------|
|  | 2018   | 2019          |                               |
| Baleares                                   | 8.942  | 9.525         | 6,51                          |
| Santa Cruz de Tenerife                     | 6.084  | 6.306         | 3,64                          |
| Bahía de Algeciras                         | 5.953  | 6.103         | 2,52                          |
| Barcelona                                  | 4.494  | 4.629         | 3,00                          |
| Las Palmas                                 | 2.704  | 3.001         | 10,97                         |
| Ceuta                                      | 2.012  | 2.110         | 4,86                          |
| Valencia                                   | 1.072  | 1.113         | 3,80                          |
| Almería                                    | 964  | 958           | -0,57                         |
| Málaga                                     | 874  | 889           | 1,73                          |
| Melilla                                    | 829  | 843           | 1,73                          |
| Bahía de Cádiz                             | 448  | 500           | 11,66                         |
| Cartagena                                  | 229  | 250           | 9,05                          |
| Motril                                     | 263  | 242           | -7,90                         |
| Santander                                  | 253  | 236           | -6,73                         |
| Alicante                                   | 227  | 206           | -9,17                         |
| Bilbao                                     | 201  | 161           | -19,98                        |
| A Coruña                                   | 179  | 160           | -10,45                        |
| Vigo                                       | 158  | 142           | -10,57                        |
| Tarragona                                  | 98   | 128           | 30,52                         |
| Huelva                                     | 49   | 45            | -9,05                         |
| Sevilla                                    | 16   | 21            | 29,75                         |
| Gijón                                      | 29   | 15            | -46,36                        |
| Ferrol-San Cibrao                          | 18   | 15            | -14,86                        |
| Castellón                                  | 1  | 5             | 861,62                        |
| Avilés                                     | 2  | 5             | 128,80                        |
| Vilagarcía                                 | 1  | 1             | -23,14                        |
| Pasaia                                     | 1  | -             | -85,05                        |
| Marín y Ría de Pontevedra                  | -  | -             | 0,00                          |
| <b>TOTAL / TOTAL</b>                       | <b>36.101</b>                                | <b>37.607</b> | <b>4,17</b>                   |

\* Incluye pasajeros en régimen de transporte y en régimen de crucero turístico  
Non-cruise passengers and cruise passengers included



PORT TRAFFIC DEVELOPMENT > Variations in port traffic (million tonnes) > Total sea passengers (thousand passengers) > Cruise passengers

### 4. Port traffic development

#### 4.1. Port traffic development

#### 4.2. Port traffic distribution by littoral zones (as a percentage of the total)

#### 4.3. Variations in port traffic (million tonnes)

##### 4.3.1. Total port traffic (million tonnes)

##### 4.3.2. Liquid bulk (million tonnes)

##### 4.3.3. Solid bulk (million tonnes)

##### 4.3.4. General cargo (million tonnes)

##### 4.3.5. Fish captures (thousand tonnes)

##### 4.3.6. Supplies (thousand tonnes)

##### 4.3.7. Local traffic (thousand tonnes)

##### 4.3.8. Containers (thousand TEUS)

##### 4.3.9. Ships (number and GT)

##### 4.3.10. Total sea passengers (thousand passengers)

##### 4.3.10.1. Cruise passengers

#### 4.4. Historical series

#### 4.5. Main goods development by types


#### 4.6. Index number (Year 1992. Index 100)

#### 4.7. Graphics

### 4.3.10.1. Pasajeros de crucero (miles de pasajeros) Cruise passengers (thousand of passengers)

| Autoridades Portuarias<br><i>Port Authorities</i> | MILES DE PASAJEROS DE CRUCERO<br><i>THOUSAND CRUISE PASSENGERS</i> |               | % DE VARIACIÓN<br><i>% VARIATION</i> |
|---|--|---------------|--------------------------------------|
|   | 2018   | 2019          |                                      |
| Barcelona   | 3.042  | 3.138         | 3,15                                 |
| Baleares  | 2.430  | 2.664         | 9,61                                 |
| Las Palmas  | 1.333  | 1.486         | 11,54                                |
| Santa Cruz de Tenerife                            | 1.020  | 1.067         | 4,64                                 |
| Bahía de Cádiz                                    | 425  | 477           | 12,35                                |
| Málaga  | 507  | 477           | -6,00                                |
| Valencia  | 422  | 436           | 3,34                                 |
| Cartagena   | 229  | 250           | 9,05                                 |
| A Coruña  | 179  | 160           | -10,45                               |
| Vigo  | 158  | 142           | -10,57                               |
| Tarragona   | 98   | 128           | 30,52                                |
| Alicante  | 101  | 63            | -37,38                               |
| Bilbao  | 84   | 55            | -34,11                               |
| Santander   | 12   | 31            | 149,38                               |
| Sevilla   | 16   | 21            | 29,75                                |
| Gijón   | 29   | 15            | -46,36                               |
| Ferrol-San Cibrao                                 | 18   | 15            | -14,86                               |
| Motril  | 5  | 9             | 77,21                                |
| Ceuta   | 16   | 9             | -40,90                               |
| Almería   | 29   | 7             | -75,58                               |
| Castellón   | 1  | 5             | 861,62                               |
| Avilés  | 2  | 5             | 128,80                               |
| Huelva  | 12   | 1             | -88,23                               |
| Vilagarcía  | 1  | 1             | -23,14                               |
| Melilla   | -  | 1             | 71,47                                |
| Pasaia  | 1  | -             | -85,05                               |
| Bahía de Algeciras                                | -  | -             | 0,00                                 |
| Marín y Ría de Pontevedra                         | -  | -             | 0,00                                 |
| <b>TOTAL / TOTAL</b>                              | <b>10.170</b>  | <b>10.665</b> | <b>4,86</b>                          |





## 4 PORT TRAFFIC DEVELOPMENT

Puertos del Estado

PORT TRAFFIC DEVELOPMENT > Historical series > Total port traffic (thousand tonnes)

### 4. Port traffic development

#### 4.1. Port traffic development

#### 4.2. Port traffic distribution by littoral zones (as a percentage of the total)

#### 4.3. Variations in port traffic (million tonnes)

#### 4.4. Historical series

#### 4.4.1. Total port traffic (thousand tonnes)

#### 4.4.2. Liquid bulk (thousand tonnes)

#### 4.4.3. Solid bulk (thousand tonnes)

#### 4.4.4. General cargo (thousand tonnes)

#### 4.4.5. Fish captures (thousand tonnes)

#### 4.4.6. Supplies (thousand tonnes)

#### 4.4.7. Local traffic (thousand tonnes)

#### 4.4.8. Containers (thousand TEUS)

#### 4.4.9. Ships. Number (units) and G.T. (thousand)

#### 4.4.10. Total passengers (thousand units)

#### 4.5. Main goods development by types

#### 4.6. Index number (Year 1992. Index 100)


#### 4.7. Graphics

### 4.4.1. Tráfico portuario total (miles de toneladas)

Total port traffic (thousand tonnes)

| Autoridades Portuarias<br>Port Authorities | 2009           | 2010           | 2011           | 2012           | 2013           | 2014           | 2015           | 2016           | 2017           | 2018           | 2019           |
|--|----------------|----------------|----------------|----------------|----------------|----------------|----------------|----------------|----------------|----------------|----------------|
| A Coruña                                   | 11.917         | 12.265         | 11.671         | 13.133         | 11.700         | 11.957         | 14.153         | 13.920         | 15.199         | 15.704         | 13.697         |
| Alicante                                   | 2.511          | 2.203          | 2.251          | 2.255          | 2.348          | 2.462          | 2.617          | 3.472          | 3.448          | 3.191          | 2.919          |
| Almería                                    | 3.958          | 3.872          | 4.618          | 5.432          | 4.874          | 5.141          | 6.465          | 5.467          | 6.381          | 7.061          | 5.640          |
| Avilés                                     | 4.000          | 4.590          | 5.117          | 5.126          | 4.683          | 4.860          | 5.174          | 4.971          | 4.807          | 5.025          | 5.146          |
| Bahía de Algeciras                         | 69.911         | 71.120         | 83.172         | 88.877         | 91.150         | 94.935         | 98.224         | 103.177        | 101.556        | 107.361        | 109.415        |
| Bahía de Cádiz                             | 4.008          | 4.005          | 4.106          | 3.881          | 3.729          | 3.543          | 3.411          | 3.660          | 4.115          | 3.956          | 4.443          |
| Baleares                                   | 11.927         | 11.770         | 11.519         | 11.783         | 11.742         | 12.854         | 13.526         | 14.927         | 15.649         | 16.454         | 16.812         |
| Barcelona                                  | 42.981         | 43.988         | 44.291         | 42.570         | 42.434         | 46.347         | 47.050         | 48.653         | 61.367         | 67.756         | 67.693         |
| Bilbao                                     | 32.180         | 34.665         | 32.001         | 29.506         | 30.071         | 31.007         | 32.875         | 32.067         | 34.307         | 35.695         | 35.561         |
| Cartagena                                  | 20.580         | 19.230         | 22.734         | 30.412         | 29.511         | 32.513         | 32.670         | 31.884         | 34.688         | 33.942         | 34.282         |
| Castellón                                  | 11.114         | 12.484         | 13.118         | 12.947         | 13.913         | 15.618         | 16.474         | 17.077         | 17.911         | 21.138         | 20.721         |
| Ceuta                                      | 2.757          | 2.642          | 2.803          | 2.782          | 2.512          | 2.312          | 2.110          | 2.479          | 2.546          | 2.448          | 2.502          |
| Ferrol-San Cibrao                          | 12.252         | 10.709         | 12.067         | 13.714         | 12.540         | 13.092         | 12.777         | 12.519         | 13.584         | 13.708         | 11.183         |
| Gijón                                      | 14.633         | 15.753         | 15.189         | 17.235         | 17.874         | 18.996         | 21.278         | 18.407         | 21.821         | 19.699         | 17.392         |
| Huelva                                     | 17.587         | 22.283         | 26.889         | 28.636         | 26.507         | 27.444         | 27.375         | 30.557         | 32.333         | 32.967         | 33.814         |
| Las Palmas                                 | 21.221         | 22.651         | 25.490         | 24.833         | 21.841         | 22.217         | 23.580         | 22.802         | 27.022         | 26.974         | 26.690         |
| Málaga                                     | 2.178          | 2.383          | 5.448          | 5.154          | 2.901          | 2.317          | 2.335          | 2.955          | 2.922          | 3.320          | 3.590          |
| Marín y Ría de Pontevedra                  | 1.684          | 1.979          | 1.849          | 1.891          | 1.872          | 1.927          | 2.142          | 2.348          | 2.523          | 2.542          | 2.472          |
| Melilla                                    | 847            | 844            | 895            | 983            | 989            | 1.006          | 1.032          | 1.163          | 1.153          | 874            | 864            |
| Motril                                     | 1.965          | 1.941          | 2.090          | 2.048          | 1.958          | 1.928          | 1.987          | 2.191          | 2.362          | 2.853          | 2.776          |
| Pasaia                                     | 3.520          | 3.898          | 3.252          | 3.102          | 2.956          | 3.503          | 3.793          | 3.455          | 2.975          | 3.138          | 3.245          |
| Sta. C. de Tenerife                        | 16.064         | 15.969         | 14.778         | 14.639         | 13.146         | 12.411         | 12.618         | 13.614         | 13.675         | 13.052         | 13.094         |
| Santander                                  | 4.486          | 5.014          | 5.127          | 5.152          | 4.979          | 5.318          | 5.641          | 4.867          | 5.622          | 5.984          | 6.586          |
| Sevilla                                    | 4.545          | 4.401          | 4.633          | 4.601          | 4.428          | 4.398          | 4.689          | 4.820          | 4.559          | 4.436          | 4.394          |
| Tarragona                                  | 31.527         | 32.772         | 31.939         | 33.241         | 28.059         | 31.882         | 33.035         | 31.352         | 33.700         | 32.084         | 32.802         |
| Valencia                                   | 57.790         | 64.029         | 65.768         | 66.193         | 65.010         | 67.020         | 70.084         | 71.470         | 73.560         | 76.621         | 81.064         |
| Vigo                                       | 3.939          | 4.352          | 4.329          | 4.066          | 4.186          | 4.087          | 4.293          | 4.120          | 4.234          | 4.362          | 4.387          |
| Vilagarcía                                 | 965            | 737            | 820            | 1.012          | 966            | 989            | 1.030          | 1.112          | 1.206          | 1.211          | 1.321          |
| <b>TOTAL / TOTAL</b>                       | <b>413.044</b> | <b>432.550</b> | <b>457.966</b> | <b>475.203</b> | <b>458.879</b> | <b>482.084</b> | <b>502.438</b> | <b>509.505</b> | <b>545.222</b> | <b>563.557</b> | <b>564.504</b> |

\* Incluye cargas, descargas, tránsitos y transbordos  
Loaded, unloaded, transit and transhipped goods included



## 4 PORT TRAFFIC DEVELOPMENT

Puertos del Estado

PORT TRAFFIC DEVELOPMENT > Historical series > Liquid bulk (thousand tonnes)

### 4. Port traffic development

#### 4.1. Port traffic development

#### 4.2. Port traffic distribution by littoral zones (as a percentage of the total)

#### 4.3. Variations in port traffic (million tonnes)

#### 4.4. Historical series

##### 4.4.1. Total port traffic (thousand tonnes)

##### 4.4.2. Liquid bulk (thousand tonnes)

##### 4.4.2.1. Petrol products

##### 4.4.3. Solid bulk (thousand tonnes)

##### 4.4.4. General cargo (thousand tonnes)

##### 4.4.5. Fish captures (thousand tonnes)

##### 4.4.6. Supplies (thousand tonnes)

##### 4.4.7. Local traffic (thousand tonnes)

##### 4.4.8. Containers (thousand TEUS)

##### 4.4.9. Ships. Number (units) and G.T. (thousand)

##### 4.4.10. Total passengers (thousand units)

#### 4.5. Main goods development by types

#### 4.6. Index number (Year 1992. Index 100)


#### 4.7. Graphics

### 4.4.2. Graneles líquidos (miles de toneladas)

*Liquid bulk (thousand tonnes)*

| Autoridades Portuarias<br>Port Authorities | 2009           | 2010           | 2011           | 2012           | 2013           | 2014           | 2015           | 2016           | 2017           | 2018           | 2019           |
|--|----------------|----------------|----------------|----------------|----------------|----------------|----------------|----------------|----------------|----------------|----------------|
| A Coruña                                   | 6.820          | 7.586          | 6.601          | 7.208          | 6.561          | 6.256          | 7.914          | 8.170          | 8.789          | 9.337          | 8.970          |
| Alicante                                   | 115            | 128            | 86             | 59             | 61             | 59             | 57             | 43             | 41             | 61             | 32             |
| Almería                                    | 2              | 4              | 3              | 12             | 13             | 12             | 23             | 28             | 32             | 44             | 57             |
| Avilés                                     | 673            | 623            | 523            | 598            | 637            | 611            | 631            | 625            | 658            | 620            | 718            |
| Bahía de Algeciras                         | 20.143         | 23.895         | 23.374         | 22.700         | 24.181         | 25.179         | 27.344         | 27.310         | 28.775         | 31.763         | 30.577         |
| Bahía de Cádiz                             | 120            | 105            | 169            | 109            | 95             | 158            | 296            | 405            | 579            | 687            | 1.332          |
| Baleares                                   | 2.024          | 1.762          | 1.578          | 1.529          | 1.425          | 1.447          | 1.525          | 1.542          | 1.553          | 1.696          | 1.544          |
| Barcelona                                  | 11.756         | 11.558         | 10.762         | 10.431         | 10.610         | 12.949         | 12.055         | 11.416         | 14.484         | 15.298         | 16.132         |
| Bilbao                                     | 20.497         | 19.763         | 17.861         | 15.061         | 15.761         | 16.345         | 18.200         | 18.087         | 19.784         | 20.491         | 20.822         |
| Cartagena                                  | 16.169         | 15.122         | 17.863         | 24.230         | 23.720         | 25.919         | 25.741         | 25.026         | 27.178         | 25.676         | 26.008         |
| Castellón                                  | 7.777          | 7.667          | 7.694          | 7.313          | 7.848          | 8.396          | 8.654          | 8.355          | 7.835          | 10.394         | 10.602         |
| Ceuta                                      | 1.195          | 959            | 1.050          | 984            | 858            | 767            | 627            | 876            | 995            | 834            | 872            |
| Ferrol-San Cibrao                          | 2.402          | 2.617          | 2.678          | 2.297          | 2.531          | 2.659          | 2.194          | 2.345          | 2.313          | 2.156          | 2.312          |
| Gijón                                      | 1.375          | 1.237          | 1.038          | 950            | 792            | 861            | 915            | 815            | 898            | 769            | 895            |
| Huelva                                     | 13.042         | 16.413         | 21.689         | 22.921         | 21.489         | 21.863         | 21.599         | 24.136         | 24.905         | 25.120         | 26.676         |
| Las Palmas                                 | 4.547          | 4.554          | 4.919          | 4.518          | 4.686          | 4.845          | 6.386          | 6.120          | 6.850          | 7.148          | 8.070          |
| Málaga                                     | 34             | 55             | 66             | 105            | 76             | 138            | 106            | 168            | 151            | 81             | 84             |
| Marín y Ría de Pontevedra                  | -              | -              | -              | -              | -              | -              | -              | -              | -              | -              | -              |
| Melilla                                    | 77             | 72             | 68             | 72             | 61             | 72             | 70             | 77             | 79             | 76             | 76             |
| Motril                                     | 1.330          | 1.283          | 1.273          | 1.191          | 1.127          | 1.150          | 1.162          | 1.197          | 1.050          | 1.341          | 1.324          |
| Pasaia                                     | -              | -              | -              | -              | -              | -              | -              | -              | -              | -              | -              |
| Sta. C. de Tenerife                        | 8.423          | 8.223          | 7.261          | 7.507          | 6.477          | 5.736          | 5.733          | 6.158          | 5.138          | 4.502          | 4.811          |
| Santander                                  | 396            | 411            | 328            | 229            | 240            | 234            | 271            | 140            | 234            | 340            | 324            |
| Sevilla                                    | 204            | 233            | 358            | 359            | 285            | 258            | 274            | 230            | 423            | 269            | 293            |
| Tarragona                                  | 18.349         | 19.493         | 18.700         | 19.050         | 17.925         | 19.387         | 22.306         | 20.269         | 22.036         | 19.844         | 21.211         |
| Valencia                                   | 5.767          | 5.171          | 4.530          | 3.664          | 4.165          | 5.221          | 3.814          | 3.803          | 3.203          | 1.910          | 3.120          |
| Vigo                                       | 71             | 95             | 79             | 75             | 80             | 65             | 60             | 60             | 68             | 94             | 47             |
| Vilagarcía                                 | 224            | 189            | 200            | 205            | 262            | 126            | 95             | 184            | 194            | 168            | 183            |
| <b>TOTAL / TOTAL</b>                       | <b>143.530</b> | <b>149.221</b> | <b>150.750</b> | <b>153.377</b> | <b>151.965</b> | <b>160.713</b> | <b>168.051</b> | <b>167.583</b> | <b>178.243</b> | <b>180.719</b> | <b>187.090</b> |

\* Incluye cargas, descargas, tránsitos y transbordos  
Loaded, unloaded, transit and transhipped goods included



PORT TRAFFIC DEVELOPMENT > Historical series > Liquid bulk (thousand tonnes) > Petrol products

4. Port traffic development

4.1. Port traffic development

4.2. Port traffic distribution by littoral zones (as a percentage of the total)

4.3. Variations in port traffic (million tonnes)

4.4. Historical series

4.4.1. Total port traffic (thousand tonnes)

4.4.2. Liquid bulk (thousand tonnes)

4.4.2.1. Petrol products

4.4.3. Solid bulk (thousand tonnes)

4.4.4. General cargo (thousand tonnes)

4.4.5. Fish captures (thousand tonnes)

4.4.6. Supplies (thousand tonnes)

4.4.7. Local traffic (thousand tonnes)

4.4.8. Containers (thousand TEUS)

4.4.9. Ships. Number (units) and G.T. (thousand)

4.4.10. Total passengers (thousand units)

4.5. Main goods development by types


4.6. Index number (Year 1992. Index 100)

4.7. Graphics

**4.4.2.1. Productos petrolíferos (miles de toneladas)**  
*Petrol products (thousand tonnes)*

| Autoridades Portuarias<br>Port Authorities | 2009           | 2010           | 2011           | 2012           | 2013           | 2014           | 2015           | 2016           | 2017           | 2018           | 2019           |
|--|----------------|----------------|----------------|----------------|----------------|----------------|----------------|----------------|----------------|----------------|----------------|
| A Coruña                                   | 6.618          | 7.372          | 6.355          | 6.918          | 6.286          | 5.973          | 7.720          | 7.920          | 8.511          | 8.937          | 8.528          |
| Alicante                                   | -              | 6              | -              | -              | -              | -              | 5              | 10             | 5              | 33             | 11             |
| Almería                                    | -              | -              | -              | -              | 2              | -              | -              | -              | -              | -              | -              |
| Avilés                                     | -              | -              | -              | -              | -              | -              | -              | -              | -              | -              | -              |
| Bahía de Algeciras                         | 18.521         | 22.629         | 22.057         | 21.432         | 22.959         | 24.014         | 25.580         | 26.462         | 27.848         | 30.333         | 28.590         |
| Bahía de Cádiz                             | 97             | 79             | 133            | 77             | 91             | 147            | 295            | 405            | 579            | 609            | 979            |
| Baleares                                   | 2.024          | 1.762          | 1.533          | 1.485          | 1.385          | 1.408          | 1.525          | 1.542          | 1.553          | 1.696          | 1.544          |
| Barcelona                                  | 5.419          | 4.901          | 5.062          | 4.462          | 5.582          | 6.782          | 6.679          | 6.601          | 7.708          | 8.344          | 8.365          |
| Bilbao                                     | 16.544         | 15.651         | 14.509         | 11.307         | 12.931         | 14.027         | 15.319         | 15.615         | 16.236         | 16.367         | 14.711         |
| Cartagena                                  | 12.558         | 11.313         | 14.064         | 20.032         | 20.959         | 21.898         | 23.666         | 23.217         | 25.351         | 23.784         | 23.563         |
| Castellón                                  | 7.048          | 6.643          | 6.996          | 6.544          | 7.301          | 7.370          | 7.615          | 7.087          | 6.253          | 8.918          | 9.051          |
| Ceuta                                      | 792            | 956            | 1.047          | 966            | 855            | 764            | 624            | 873            | 992            | 834            | 872            |
| Ferrol-San Cibrao                          | 1.042          | 1.015          | 552            | 487            | 760            | 461            | 712            | 775            | 744            | 467            | 498            |
| Gijón                                      | 1.373          | 1.236          | 985            | 932            | 792            | 860            | 915            | 815            | 891            | 769            | 893            |
| Huelva                                     | 6.177          | 8.455          | 13.610         | 14.763         | 14.591         | 15.552         | 16.196         | 17.714         | 17.202         | 16.483         | 17.320         |
| Las Palmas                                 | 4.480          | 4.513          | 4.887          | 4.475          | 4.659          | 4.815          | 6.377          | 6.102          | 6.792          | 6.786          | 7.808          |
| Málaga                                     | -              | -              | -              | -              | -              | -              | 31             | 103            | 78             | 21             | 4              |
| Marín y Ría de Pontevedra                  | -              | -              | -              | -              | -              | -              | -              | -              | -              | -              | -              |
| Melilla                                    | 77             | 72             | 68             | 72             | 61             | 72             | 70             | 77             | 79             | 76             | 76             |
| Motril                                     | 1.180          | 1.175          | 1.091          | 1.007          | 967            | 1.020          | 1.019          | 1.057          | 922            | 1.140          | 1.129          |
| Pasaia                                     | -              | -              | -              | -              | -              | -              | -              | -              | -              | -              | -              |
| Sta. C. de Tenerife                        | 8.386          | 8.168          | 7.211          | 7.466          | 6.444          | 5.718          | 5.727          | 6.154          | 5.133          | 4.497          | 4.665          |
| Santander                                  | 69             | 80             | 69             | 37             | 44             | 27             | 22             | 21             | 29             | 48             | 64             |
| Sevilla                                    | -              | -              | -              | -              | -              | -              | -              | -              | -              | -              | -              |
| Tarragona                                  | 16.846         | 17.447         | 16.611         | 17.163         | 16.241         | 17.157         | 20.364         | 18.602         | 20.300         | 18.265         | 19.501         |
| Valencia                                   | 763            | 846            | 747            | 959            | 841            | 833            | 847            | 818            | 1.096          | 1.010          | 860            |
| Vigo                                       | 38             | 55             | 53             | 43             | 52             | 33             | 30             | 30             | 30             | 30             | -              |
| Vilagarcía                                 | 127            | 95             | 78             | 79             | 80             | -              | -              | 35             | 35             | 12             | 16             |
| <b>TOTAL / TOTAL</b>                       | <b>110.179</b> | <b>114.471</b> | <b>117.718</b> | <b>120.704</b> | <b>123.884</b> | <b>128.931</b> | <b>141.339</b> | <b>142.034</b> | <b>148.366</b> | <b>149.460</b> | <b>149.048</b> |

\* Incluye cargas, descargas, tránsitos y transbordos  
*Loaded, unloaded, transit and transhipped goods included*



PORT TRAFFIC DEVELOPMENT > Historical series > Solid bulk (thousand tonnes)

4. Port traffic development

4.1. Port traffic development

4.2. Port traffic distribution by littoral zones (as a percentage of the total)

4.3. Variations in port traffic (million tonnes)

4.4. Historical series

4.4.1. Total port traffic (thousand tonnes)

4.4.2. Liquid bulk (thousand tonnes)

4.4.3. Solid bulk (thousand tonnes)

4.4.4. General cargo (thousand tonnes)

4.4.5. Fish captures (thousand tonnes)

4.4.6. Supplies (thousand tonnes)

4.4.7. Local traffic (thousand tonnes)

4.4.8. Containers (thousand TEUS)

4.4.9. Ships. Number (units) and G.T. (thousand)

4.4.10. Total passengers (thousand units)

4.5. Main goods development by types


4.6. Index number (Year 1992. Index 100)

4.7. Graphics

**4.4.3. Graneles sólidos (miles de toneladas)**  
*Solid bulk (thousand tonnes)*

| Autoridades Portuarias<br>Port Authorities | 2009          | 2010          | 2011          | 2012          | 2013          | 2014          | 2015          | 2016          | 2017           | 2018           | 2019          |
|--|---------------|---------------|---------------|---------------|---------------|---------------|---------------|---------------|----------------|----------------|---------------|
| A Coruña                                   | 3.216         | 3.192         | 3.471         | 4.180         | 3.688         | 4.311         | 4.912         | 4.345         | 5.057          | 4.853          | 3.475         |
| Alicante                                   | 1.111         | 723           | 721           | 717           | 940           | 1.110         | 1.244         | 1.904         | 1.877          | 1.593          | 1.441         |
| Almería                                    | 3.292         | 3.213         | 3.931         | 4.704         | 4.152         | 4.406         | 5.763         | 4.695         | 5.619          | 6.337          | 4.412         |
| Avilés                                     | 2.293         | 2.747         | 3.297         | 3.393         | 2.797         | 3.013         | 3.260         | 2.921         | 2.880          | 3.174          | 2.797         |
| Bahía de Algeciras                         | 1.743         | 1.475         | 1.563         | 1.955         | 1.598         | 1.603         | 2.131         | 1.779         | 2.103          | 1.718          | 974           |
| Bahía de Cádiz                             | 1.637         | 1.687         | 1.851         | 1.815         | 1.868         | 1.776         | 1.624         | 1.764         | 1.748          | 1.736          | 1.859         |
| Baleares                                   | 1.689         | 1.860         | 1.643         | 1.624         | 1.310         | 1.319         | 1.216         | 1.551         | 1.611          | 1.415          | 1.224         |
| Barcelona                                  | 3.921         | 3.542         | 3.544         | 4.686         | 4.374         | 4.765         | 4.426         | 4.431         | 4.466          | 4.257          | 4.071         |
| Bilbao                                     | 3.828         | 4.452         | 4.000         | 4.262         | 4.422         | 4.594         | 4.528         | 4.362         | 4.543          | 4.758          | 4.681         |
| Cartagena                                  | 3.616         | 3.114         | 3.654         | 4.880         | 4.519         | 5.308         | 5.554         | 5.305         | 5.820          | 6.597          | 6.836         |
| Castellón                                  | 1.866         | 2.941         | 3.245         | 3.114         | 3.103         | 4.193         | 4.637         | 5.199         | 6.464          | 7.425          | 7.097         |
| Ceuta                                      | 68            | 141           | 142           | 150           | 63            | 33            | 26            | 22            | 17             | 32             | 25            |
| Ferrol-San Cibrao                          | 9.268         | 7.435         | 8.686         | 10.505        | 8.999         | 9.499         | 9.840         | 9.406         | 10.456         | 10.757         | 8.095         |
| Gijón                                      | 12.456        | 13.401        | 12.574        | 14.482        | 14.947        | 16.219        | 18.905        | 16.024        | 19.220         | 17.193         | 14.589        |
| Huelva                                     | 4.181         | 5.394         | 4.502         | 4.831         | 4.146         | 4.663         | 5.137         | 5.759         | 6.487          | 6.662          | 5.756         |
| Las Palmas                                 | 753           | 739           | 524           | 375           | 364           | 478           | 484           | 534           | 560            | 474            | 453           |
| Málaga                                     | 767           | 773           | 894           | 782           | 869           | 1.095         | 1.370         | 1.748         | 1.675          | 1.702          | 1.465         |
| Marín y Ría de Pontevedra                  | 880           | 961           | 854           | 806           | 826           | 854           | 999           | 1.047         | 916            | 930            | 889           |
| Melilla                                    | 33            | 43            | 33            | 21            | 9             | 7             | 3             | 6             | 7              | 5              | 7             |
| Motril                                     | 453           | 473           | 608           | 547           | 479           | 431           | 452           | 451           | 510            | 558            | 618           |
| Pasaia                                     | 1.650         | 1.656         | 1.247         | 1.420         | 1.212         | 1.509         | 1.694         | 1.099         | 834            | 1.003          | 1.031         |
| Sta. C. de Tenerife                        | 848           | 819           | 782           | 567           | 488           | 438           | 407           | 415           | 414            | 447            | 422           |
| Santander                                  | 2.920         | 2.880         | 3.060         | 3.237         | 2.989         | 3.189         | 3.519         | 2.823         | 3.476          | 3.314          | 3.647         |
| Sevilla                                    | 2.421         | 2.133         | 1.998         | 1.813         | 1.824         | 1.740         | 2.074         | 2.250         | 2.202          | 2.171          | 2.294         |
| Tarragona                                  | 9.830         | 9.452         | 9.279         | 10.889        | 7.375         | 9.708         | 8.391         | 9.065         | 9.505          | 9.988          | 9.719         |
| Valencia                                   | 3.524         | 2.591         | 2.374         | 2.177         | 2.445         | 2.680         | 2.685         | 2.532         | 2.279          | 2.544          | 2.190         |
| Vigo                                       | 381           | 459           | 433           | 303           | 289           | 299           | 288           | 235           | 262            | 272            | 298           |
| Vilagarcía                                 | 488           | 409           | 339           | 347           | 203           | 323           | 403           | 321           | 421            | 448            | 480           |
| <b>TOTAL / TOTAL</b>                       | <b>79.133</b> | <b>78.706</b> | <b>79.250</b> | <b>88.584</b> | <b>80.298</b> | <b>89.561</b> | <b>95.972</b> | <b>91.993</b> | <b>101.429</b> | <b>102.366</b> | <b>90.844</b> |

\* Incluye cargas, descargas, tránsitos y transbordos  
*Loaded, unloaded, transit and transhipped goods included*



PORT TRAFFIC DEVELOPMENT > Historical series > General cargo (thousand tonnes)

4. Port traffic development

4.1. Port traffic development

4.2. Port traffic distribution by littoral zones (as a percentage of the total)

4.3. Variations in port traffic (million tonnes)

4.4. Historical series

4.4.1. Total port traffic (thousand tonnes)

4.4.2. Liquid bulk (thousand tonnes)

4.4.3. Solid bulk (thousand tonnes)

4.4.4. General cargo (thousand tonnes)

4.4.4.1. General cargo in containers

4.4.5. Fish captures (thousand tonnes)

4.4.6. Supplies (thousand tonnes)

4.4.7. Local traffic (thousand tonnes)

4.4.8. Containers (thousand TEUS)

4.4.9. Ships. Number (units) and G.T. (thousand)

4.4.10. Total passengers (thousand units)

4.5. Main goods development by types


4.6. Index number (Year 1992. Index 100)

4.7. Graphics

**4.4.4. Mercancía general (miles de toneladas)**  
*General cargo (thousand tonnes)*

| Autoridades Portuarias<br>Port Authorities | 2009           | 2010           | 2011           | 2012           | 2013           | 2014           | 2015           | 2016           | 2017           | 2018           | 2019           |
|--|----------------|----------------|----------------|----------------|----------------|----------------|----------------|----------------|----------------|----------------|----------------|
| A Coruña                                   | 1.460          | 1.099          | 1.227          | 1.436          | 1.159          | 1.044          | 938            | 1.012          | 915            | 1.102          | 1.006          |
| Alicante                                   | 1.260          | 1.338          | 1.431          | 1.463          | 1.337          | 1.282          | 1.286          | 1.495          | 1.503          | 1.508          | 1.424          |
| Almería                                    | 543            | 557            | 596            | 639            | 645            | 653            | 605            | 666            | 640            | 585            | 1.089          |
| Avilés                                     | 984            | 1.170          | 1.245          | 1.081          | 1.192          | 1.181          | 1.218          | 1.363          | 1.214          | 1.174          | 1.572          |
| Bahía de Algeciras                         | 42.317         | 40.631         | 52.270         | 58.614         | 60.086         | 61.183         | 62.475         | 67.773         | 65.453         | 69.062         | 73.331         |
| Bahía de Cádiz                             | 2.079          | 2.042          | 1.963          | 1.817          | 1.621          | 1.476          | 1.328          | 1.329          | 1.660          | 1.415          | 1.151          |
| Baleares                                   | 8.041          | 7.955          | 8.034          | 8.408          | 8.737          | 9.872          | 10.577         | 11.584         | 12.245         | 13.096         | 13.757         |
| Barcelona                                  | 26.117         | 27.777         | 28.760         | 26.370         | 26.408         | 27.600         | 29.440         | 31.666         | 41.121         | 46.340         | 45.754         |
| Bilbao                                     | 7.279          | 9.446          | 9.866          | 9.630          | 9.418          | 9.881          | 9.672          | 9.499          | 9.868          | 10.335         | 9.944          |
| Cartagena                                  | 729            | 937            | 1.139          | 993            | 1.135          | 1.218          | 1.284          | 1.394          | 1.534          | 1.460          | 1.255          |
| Castellón                                  | 1.430          | 1.838          | 2.138          | 2.481          | 2.929          | 3.001          | 3.154          | 3.489          | 3.584          | 3.289          | 2.998          |
| Ceuta                                      | 938            | 876            | 865            | 933            | 972            | 963            | 997            | 1.036          | 869            | 845            | 833            |
| Ferrol-San Cibrao                          | 563            | 629            | 687            | 896            | 982            | 895            | 725            | 755            | 779            | 762            | 763            |
| Gijón                                      | 667            | 975            | 1.466          | 1.695          | 2.028          | 1.817          | 1.359          | 1.502          | 1.618          | 1.691          | 1.887          |
| Huelva                                     | 316            | 283            | 454            | 754            | 735            | 720            | 480            | 486            | 785            | 985            | 1.145          |
| Las Palmas                                 | 13.735         | 15.156         | 17.547         | 17.494         | 14.368         | 14.747         | 14.112         | 13.539         | 16.933         | 16.720         | 15.646         |
| Málaga                                     | 1.275          | 1.434          | 4.373          | 4.160          | 1.854          | 982            | 794            | 940            | 987            | 1.438          | 1.938          |
| Marín y Ría de Pontevedra                  | 762            | 978            | 959            | 1.053          | 1.016          | 1.046          | 1.115          | 1.274          | 1.585          | 1.584          | 1.550          |
| Melilla                                    | 714            | 703            | 763            | 862            | 896            | 905            | 935            | 1.059          | 1.061          | 787            | 776            |
| Motril                                     | 162            | 170            | 182            | 277            | 317            | 317            | 341            | 505            | 775            | 920            | 794            |
| Pasaia                                     | 1.818          | 2.184          | 1.949          | 1.630          | 1.694          | 1.943          | 2.044          | 2.295          | 2.085          | 2.086          | 2.167          |
| Sta. C. de Tenerife                        | 5.741          | 5.782          | 5.793          | 5.608          | 5.309          | 5.507          | 5.902          | 6.385          | 7.391          | 7.411          | 7.208          |
| Santander                                  | 1.107          | 1.657          | 1.683          | 1.629          | 1.700          | 1.847          | 1.770          | 1.850          | 1.888          | 2.304          | 2.587          |
| Sevilla                                    | 1.877          | 1.999          | 2.243          | 2.401          | 2.277          | 2.374          | 2.309          | 2.310          | 1.901          | 1.973          | 1.769          |
| Tarragona                                  | 3.130          | 3.653          | 3.756          | 3.134          | 2.590          | 2.677          | 2.237          | 1.995          | 2.080          | 2.168          | 1.779          |
| Valencia                                   | 48.217         | 55.979         | 58.571         | 59.822         | 57.944         | 58.728         | 63.102         | 64.661         | 67.767         | 71.972         | 75.418         |
| Vigo                                       | 3.074          | 3.423          | 3.456          | 3.360          | 3.517          | 3.434          | 3.680          | 3.566          | 3.638          | 3.770          | 3.820          |
| Vilagarcía                                 | 246            | 131            | 272            | 456            | 498            | 534            | 527            | 601            | 587            | 592            | 653            |
| <b>TOTAL / TOTAL</b>                       | <b>176.580</b> | <b>190.801</b> | <b>213.690</b> | <b>219.095</b> | <b>213.363</b> | <b>217.828</b> | <b>224.405</b> | <b>236.031</b> | <b>252.466</b> | <b>267.373</b> | <b>274.012</b> |

\* Incluye cargas, descargas, tránsitos y transbordos  
*Loaded, unloaded, transit and transhipped goods included*



PORT TRAFFIC DEVELOPMENT > Historical series > General cargo (thousand tonnes) > General cargo in containers

4. Port traffic development

4.1. Port traffic development

4.2. Port traffic distribution by littoral zones (as a percentage of the total)

4.3. Variations in port traffic (million tonnes)

4.4. Historical series

4.4.1. Total port traffic (thousand tonnes)

4.4.2. Liquid bulk (thousand tonnes)

4.4.3. Solid bulk (thousand tonnes)

4.4.4. General cargo (thousand tonnes)

4.4.4.1. General cargo in containers

4.4.5. Fish captures (thousand tonnes)

4.4.6. Supplies (thousand tonnes)

4.4.7. Local traffic (thousand tonnes)

4.4.8. Containers (thousand TEUS)

4.4.9. Ships. Number (units) and G.T. (thousand)

4.4.10. Total passengers (thousand units)

4.5. Main goods development by types


4.6. Index number (Year 1992. Index 100)

4.7. Graphics

**4.4.4.1. Mercancía general en contenedores (miles de toneladas)**  
*General cargo in containers (thousand tonnes)*

| Autoridades Portuarias<br>Port Authorities | 2009           | 2010           | 2011           | 2012           | 2013           | 2014           | 2015           | 2016           | 2017           | 2018           | 2019           |
|--|----------------|----------------|----------------|----------------|----------------|----------------|----------------|----------------|----------------|----------------|----------------|
| A Coruña                                   | 125            | 93             | 63             | 53             | 51             | 23             | -              | 1              | -              | -              | -              |
| Alicante                                   | 958            | 1.144          | 1.275          | 1.302          | 1.162          | 1.027          | 983            | 1.224          | 1.259          | 1.245          | 1.238          |
| Almería                                    | 14             | 31             | 57             | 66             | 84             | 74             | 62             | 43             | 35             | 93             | 386            |
| Avilés                                     | 22             | -              | -              | -              | -              | -              | -              | -              | -              | -              | -              |
| Bahía de Algeciras                         | 37.880         | 36.064         | 47.632         | 53.180         | 54.044         | 54.624         | 55.477         | 60.179         | 57.600         | 60.593         | 64.283         |
| Bahía de Cádiz                             | 1.041          | 1.081          | 898            | 928            | 864            | 800            | 621            | 582            | 645            | 483            | 368            |
| Baleares                                   | 602            | 500            | 355            | 268            | 240            | 286            | 643            | 847            | 814            | 661            | 459            |
| Barcelona                                  | 17.625         | 19.187         | 19.857         | 17.401         | 16.982         | 17.807         | 18.717         | 20.929         | 29.911         | 34.790         | 34.183         |
| Bilbao                                     | 4.757          | 5.696          | 6.079          | 6.392          | 6.333          | 6.608          | 6.463          | 6.373          | 6.465          | 6.808          | 6.718          |
| Cartagena                                  | 590            | 741            | 872            | 822            | 964            | 1.063          | 1.107          | 1.171          | 1.224          | 1.130          | 889            |
| Castellón                                  | 856            | 1.363          | 1.723          | 2.117          | 2.584          | 2.707          | 2.854          | 3.226          | 3.277          | 3.049          | 2.763          |
| Ceuta                                      | 58             | 45             | 66             | 71             | 97             | 115            | 117            | 158            | 125            | 118            | 115            |
| Ferrol-San Cibrao                          | 4              | 5              | 6              | 8              | 7              | 5              | 6              | 11             | 2              | 44             | 95             |
| Gijón                                      | 318            | 445            | 442            | 591            | 770            | 699            | 788            | 821            | 909            | 965            | 1.003          |
| Huelva                                     | -              | -              | 10             | 4              | 7              | 69             | 105            | 181            | 500            | 594            | 590            |
| Las Palmas                                 | 11.034         | 12.368         | 14.282         | 14.229         | 11.296         | 11.193         | 10.332         | 9.427          | 12.807         | 12.238         | 10.984         |
| Málaga                                     | 758            | 981            | 3.930          | 3.756          | 1.348          | 501            | 353            | 477            | 489            | 936            | 1.432          |
| Marín y Ría de Pontevedra                  | 279            | 405            | 332            | 357            | 269            | 251            | 355            | 616            | 899            | 940            | 874            |
| Melilla                                    | 177            | 155            | 207            | 253            | 264            | 266            | 259            | 311            | 280            | 172            | 138            |
| Motril                                     | 6              | 25             | 35             | 56             | 53             | 15             | -              | 23             | 100            | 3              | 5              |
| Pasaia                                     | -              | -              | -              | -              | -              | -              | 39             | 78             | -              | -              | -              |
| Sta. C. de Tenerife                        | 2.787          | 2.857          | 2.672          | 2.515          | 2.424          | 2.484          | 2.629          | 2.871          | 3.700          | 3.632          | 3.312          |
| Santander                                  | 21             | 13             | 20             | 14             | 15             | 12             | 19             | 20             | 81             | 137            | 179            |
| Sevilla                                    | 985            | 1.127          | 1.270          | 1.231          | 1.070          | 1.270          | 1.250          | 1.160          | 877            | 983            | 989            |
| Tarragona                                  | 2.456          | 2.864          | 2.561          | 2.027          | 1.569          | 1.610          | 936            | 832            | 592            | 556            | 454            |
| Valencia                                   | 42.482         | 49.030         | 50.903         | 52.038         | 49.789         | 49.290         | 52.267         | 53.872         | 55.979         | 57.886         | 60.832         |
| Vigo                                       | 1.969          | 2.213          | 2.314          | 2.228          | 2.377          | 2.402          | 2.631          | 2.585          | 2.590          | 2.668          | 2.660          |
| Vilagarcía                                 | 123            | 4              | 106            | 232            | 274            | 286            | 265            | 279            | 294            | 304            | 341            |
| <b>TOTAL / TOTAL</b>                       | <b>127.928</b> | <b>138.436</b> | <b>157.968</b> | <b>162.139</b> | <b>154.937</b> | <b>155.488</b> | <b>159.275</b> | <b>168.294</b> | <b>181.453</b> | <b>191.028</b> | <b>195.290</b> |

\* Incluye cargas, descargas, tránsitos y transbordos  
*Loaded, unloaded, transit and transhipped goods included*



PORT TRAFFIC DEVELOPMENT > Historical series > Fish captures (thousand tonnes)

### 4. Port traffic development

#### 4.1. Port traffic development

#### 4.2. Port traffic distribution by littoral zones (as a percentage of the total)

#### 4.3. Variations in port traffic (million tonnes)

#### 4.4. Historical series

##### 4.4.1. Total port traffic (thousand tonnes)

##### 4.4.2. Liquid bulk (thousand tonnes)

##### 4.4.3. Solid bulk (thousand tonnes)

##### 4.4.4. General cargo (thousand tonnes)

#### 4.4.5. Fish captures (thousand tonnes)

##### 4.4.6. Supplies (thousand tonnes)

##### 4.4.7. Local traffic (thousand tonnes)

##### 4.4.8. Containers (thousand TEUS)

##### 4.4.9. Ships. Number (units) and G.T. (thousand)

##### 4.4.10. Total passengers (thousand units)

#### 4.5. Main goods development by types


#### 4.6. Index number (Year 1992. Index 100)

#### 4.7. Graphics

### 4.4.5. Pesca capturada (miles de toneladas)

*Fish captures (thousand tonnes)*

| Autoridades Portuarias<br>Port Authorities | 2009       | 2010       | 2011       | 2012       | 2013       | 2014       | 2015       | 2016       | 2017       | 2018       | 2019       |
|--|------------|------------|------------|------------|------------|------------|------------|------------|------------|------------|------------|
| A Coruña                                   | 43         | 43         | 42         | 44         | 45         | 56         | 44         | 44         | 51         | 42         | 36         |
| Alicante                                   | 1          | -          | -          | -          | -          | -          | -          | -          | 2          | 2          | 1          |
| Almería                                    | 4          | 4          | 4          | 6          | 4          | 4          | 3          | 2          | 3          | 4          | 4          |
| Avilés                                     | 14         | 14         | 14         | 13         | 13         | 16         | 17         | 13         | 14         | 13         | 12         |
| Bahía de Algeciras                         | 2          | 2          | 1          | 1          | 1          | 1          | 1          | 1          | 1          | 1          | 1          |
| Bahía de Cádiz                             | 20         | 17         | 19         | 19         | 21         | 14         | 13         | 17         | 16         | 18         | 16         |
| Baleares                                   | 3          | 3          | 3          | 3          | 3          | 3          | 3          | 3          | 3          | 3          | 3          |
| Barcelona                                  | 2          | 3          | 3          | 3          | 3          | 3          | 3          | 3          | 3          | 3          | 4          |
| Bilbao                                     | -          | -          | -          | -          | -          | -          | -          | -          | -          | -          | -          |
| Cartagena                                  | 1          | 1          | 1          | 1          | 1          | 1          | 1          | 1          | 1          | -          | 1          |
| Castellón                                  | 5          | 4          | 5          | 5          | 5          | 4          | 4          | 5          | 4          | 5          | 4          |
| Ceuta                                      | -          | -          | -          | -          | -          | -          | -          | -          | -          | -          | -          |
| Ferrol-San Cibrao                          | -          | -          | -          | -          | -          | -          | -          | -          | -          | -          | -          |
| Gijón                                      | 11         | 10         | 9          | 8          | 10         | 7          | 7          | 8          | 7          | 5          | 5          |
| Huelva                                     | 3          | 2          | 2          | 2          | 2          | 2          | 2          | 2          | 2          | 2          | -          |
| Las Palmas                                 | 4          | 3          | 3          | 1          | 1          | 2          | 2          | 2          | 1          | 1          | 1          |
| Málaga                                     | 1          | 1          | 1          | -          | 1          | 1          | 1          | 1          | 1          | 1          | 1          |
| Marín y Ría de Pontevedra                  | 3          | 2          | 2          | 2          | 2          | 2          | 2          | 2          | 2          | 2          | 2          |
| Melilla                                    | -          | -          | -          | -          | -          | -          | -          | -          | -          | -          | -          |
| Motril                                     | 3          | 2          | 3          | 3          | 2          | 1          | 1          | 1          | 2          | 2          | 1          |
| Pasaia                                     | 16         | 19         | 23         | 24         | 22         | 23         | 23         | 28         | 26         | 25         | 22         |
| Sta. C. de Tenerife                        | 5          | 4          | 5          | 7          | 6          | 7          | 5          | 8          | 6          | 5          | 5          |
| Santander                                  | 12         | 10         | 7          | 5          | 4          | 4          | 4          | 4          | 4          | 5          | 3          |
| Sevilla                                    | -          | -          | -          | -          | -          | -          | -          | -          | -          | -          | -          |
| Tarragona                                  | 4          | 3          | 4          | 3          | 4          | 5          | 4          | 4          | 4          | 4          | 3          |
| Valencia                                   | 2          | 1          | 2          | 2          | 2          | 3          | 2          | 2          | 2          | 3          | 1          |
| Vigo                                       | 89         | 88         | 84         | 83         | 80         | 80         | 78         | 83         | 89         | 78         | 80         |
| Vilagarcía                                 | -          | -          | -          | -          | -          | -          | -          | -          | -          | -          | -          |
| <b>TOTAL / TOTAL</b>                       | <b>246</b> | <b>237</b> | <b>238</b> | <b>235</b> | <b>234</b> | <b>237</b> | <b>220</b> | <b>232</b> | <b>243</b> | <b>224</b> | <b>205</b> |



PORT TRAFFIC DEVELOPMENT > Historical series > Supplies (thousand tonnes)

### 4. Port traffic development

#### 4.1. Port traffic development

#### 4.2. Port traffic distribution by littoral zones (as a percentage of the total)

#### 4.3. Variations in port traffic (million tonnes)

#### 4.4. Historical series

##### 4.4.1. Total port traffic (thousand tonnes)

##### 4.4.2. Liquid bulk (thousand tonnes)

##### 4.4.3. Solid bulk (thousand tonnes)

##### 4.4.4. General cargo (thousand tonnes)

##### 4.4.5. Fish captures (thousand tonnes)

#### 4.4.6. Supplies (thousand tonnes)

##### 4.4.7. Local traffic (thousand tonnes)

##### 4.4.8. Containers (thousand TEUS)

##### 4.4.9. Ships. Number (units) and G.T. (thousand)

##### 4.4.10. Total passengers (thousand units)

#### 4.5. Main goods development by types


#### 4.6. Index number (Year 1992. Index 100)

#### 4.7. Graphics

### 4.4.6. Avituallamiento (miles de toneladas) Supplies (thousand tonnes)

| Autoridades Portuarias<br>Port Authorities | 2009          | 2010          | 2011          | 2012          | 2013         | 2014          | 2015          | 2016          | 2017          | 2018          | 2019          |
|--|---------------|---------------|---------------|---------------|--------------|---------------|---------------|---------------|---------------|---------------|---------------|
| A Coruña                                   | 94            | 101           | 98            | 76            | 79           | 80            | 73            | 71            | 84            | 84            | 76            |
| Alicante                                   | 24            | 13            | 13            | 16            | 10           | 11            | 30            | 29            | 24            | 28            | 22            |
| Almería                                    | 117           | 94            | 83            | 72            | 60           | 65            | 72            | 75            | 87            | 91            | 78            |
| Avilés                                     | 36            | 36            | 38            | 41            | 44           | 40            | 48            | 50            | 41            | 45            | 46            |
| Bahía de Algeciras                         | 3.376         | 2.954         | 3.465         | 3.064         | 2.827        | 3.718         | 3.340         | 3.301         | 2.834         | 2.542         | 2.398         |
| Bahía de Cádiz                             | 152           | 154           | 104           | 120           | 124          | 120           | 150           | 145           | 112           | 99            | 85            |
| Baleares                                   | 170           | 190           | 261           | 219           | 267          | 212           | 205           | 248           | 237           | 244           | 286           |
| Barcelona                                  | 1.185         | 1.108         | 1.223         | 1.080         | 1.040        | 1.030         | 1.125         | 1.137         | 1.294         | 1.858         | 1.732         |
| Bilbao                                     | 129           | 139           | 130           | 122           | 122          | 126           | 116           | 109           | 112           | 112           | 115           |
| Cartagena                                  | 61            | 56            | 77            | 54            | 63           | 67            | 91            | 155           | 155           | 208           | 183           |
| Castellón                                  | 35            | 33            | 37            | 34            | 29           | 23            | 25            | 29            | 24            | 24            | 20            |
| Ceuta                                      | 555           | 666           | 745           | 715           | 618          | 549           | 461           | 544           | 664           | 737           | 773           |
| Ferrol-San Cibrao                          | 18            | 17            | 16            | 16            | 14           | 15            | 17            | 12            | 20            | 28            | 11            |
| Gijón                                      | 123           | 129           | 103           | 99            | 96           | 92            | 92            | 58            | 77            | 40            | 16            |
| Huelva                                     | 37            | 128           | 187           | 107           | 129          | 141           | 141           | 143           | 148           | 185           | 217           |
| Las Palmas                                 | 2.182         | 2.199         | 2.497         | 2.444         | 2.421        | 2.146         | 2.597         | 2.607         | 2.679         | 2.630         | 2.520         |
| Málaga                                     | 101           | 120           | 115           | 106           | 102          | 101           | 65            | 99            | 108           | 98            | 103           |
| Marín y Ría de Pontevedra                  | 39            | 38            | 34            | 30            | 27           | 25            | 26            | 24            | 20            | 26            | 31            |
| Melilla                                    | 24            | 25            | 31            | 28            | 24           | 23            | 23            | 21            | 5             | 5             | 5             |
| Motril                                     | 17            | 13            | 24            | 30            | 32           | 29            | 30            | 37            | 26            | 31            | 38            |
| Pasaia                                     | 36            | 40            | 33            | 28            | 28           | 28            | 32            | 33            | 29            | 25            | 25            |
| Sta. C. de Tenerife                        | 1.045         | 1.139         | 936           | 949           | 867          | 724           | 569           | 646           | 726           | 686           | 647           |
| Santander                                  | 53            | 57            | 49            | 52            | 46           | 44            | 77            | 50            | 20            | 22            | 26            |
| Sevilla                                    | 43            | 36            | 35            | 29            | 41           | 27            | 32            | 29            | 33            | 23            | 37            |
| Tarragona                                  | 213           | 170           | 159           | 127           | 96           | 61            | 70            | 15            | 76            | 80            | 77            |
| Valencia                                   | 281           | 286           | 290           | 528           | 455          | 389           | 481           | 472           | 308           | 193           | 334           |
| Vigo                                       | 323           | 285           | 275           | 245           | 219          | 209           | 188           | 175           | 172           | 148           | 143           |
| Vilagarcía                                 | 7             | 8             | 9             | 4             | 4            | 6             | 5             | 6             | 4             | 4             | 5             |
| <b>TOTAL / TOTAL</b>                       | <b>10.477</b> | <b>10.234</b> | <b>11.066</b> | <b>10.434</b> | <b>9.880</b> | <b>10.101</b> | <b>10.182</b> | <b>10.324</b> | <b>10.119</b> | <b>10.295</b> | <b>10.047</b> |





PORT TRAFFIC DEVELOPMENT > Historical series > Local traffic (thousand tonnes)

### 4. Port traffic development

#### 4.1. Port traffic development

#### 4.2. Port traffic distribution by littoral zones (as a percentage of the total)

#### 4.3. Variations in port traffic (million tonnes)

#### 4.4. Historical series

##### 4.4.1. Total port traffic (thousand tonnes)

##### 4.4.2. Liquid bulk (thousand tonnes)

##### 4.4.3. Solid bulk (thousand tonnes)

##### 4.4.4. General cargo (thousand tonnes)

##### 4.4.5. Fish captures (thousand tonnes)

##### 4.4.6. Supplies (thousand tonnes)

#### 4.4.7. Local traffic (thousand tonnes)

##### 4.4.8. Containers (thousand TEUS)

##### 4.4.9. Ships. Number (units) and G.T. (thousand)

##### 4.4.10. Total passengers (thousand units)

#### 4.5. Main goods development by types


#### 4.6. Index number (Year 1992. Index 100)

#### 4.7. Graphics

### 4.4.7. Tráfico interior (miles de toneladas)

*Local traffic (thousand tonnes)*

| Autoridades Portuarias<br>Port Authorities | 2009         | 2010         | 2011         | 2012         | 2013         | 2014         | 2015         | 2016         | 2017         | 2018         | 2019         |
|--|--------------|--------------|--------------|--------------|--------------|--------------|--------------|--------------|--------------|--------------|--------------|
| A Coruña                                   | 284          | 245          | 232          | 189          | 168          | 211          | 271          | 278          | 303          | 285          | 134          |
| Alicante                                   | -            | -            | -            | -            | -            | -            | -            | -            | -            | -            | -            |
| Almería                                    | -            | -            | -            | -            | -            | -            | -            | -            | -            | -            | -            |
| Avilés                                     | -            | -            | -            | -            | -            | -            | -            | -            | -            | -            | -            |
| Bahía de Algeciras                         | 2.330        | 2.163        | 2.499        | 2.543        | 2.456        | 3.250        | 2.933        | 3.013        | 2.391        | 2.274        | 2.134        |
| Bahía de Cádiz                             | -            | -            | -            | -            | -            | -            | -            | -            | -            | -            | -            |
| Baleares                                   | -            | -            | -            | -            | -            | -            | -            | -            | 1            | -            | -            |
| Barcelona                                  | -            | -            | -            | -            | -            | -            | -            | -            | -            | -            | -            |
| Bilbao                                     | 446          | 866          | 144          | 431          | 348          | 61           | 359          | 9            | -            | -            | -            |
| Cartagena                                  | 5            | -            | -            | 254          | 73           | -            | -            | 3            | -            | -            | -            |
| Castellón                                  | -            | -            | -            | -            | -            | -            | -            | -            | -            | -            | -            |
| Ceuta                                      | -            | -            | -            | -            | -            | -            | -            | -            | -            | -            | -            |
| Ferrol-San Cibrao                          | 1            | 11           | -            | -            | 14           | 24           | -            | -            | 15           | 5            | 3            |
| Gijón                                      | 1            | -            | -            | -            | -            | -            | -            | -            | -            | 1            | -            |
| Huelva                                     | 8            | 62           | 55           | 20           | 7            | 55           | 16           | 31           | 6            | 13           | 20           |
| Las Palmas                                 | -            | -            | -            | -            | -            | -            | -            | -            | -            | -            | -            |
| Málaga                                     | -            | -            | -            | -            | -            | -            | -            | -            | -            | -            | -            |
| Marín y Ría de Pontevedra                  | -            | -            | -            | -            | -            | -            | -            | -            | -            | -            | -            |
| Melilla                                    | -            | -            | -            | -            | -            | -            | -            | -            | -            | -            | -            |
| Motril                                     | -            | -            | -            | -            | -            | -            | -            | -            | -            | -            | -            |
| Pasaia                                     | -            | -            | -            | -            | -            | -            | -            | -            | -            | -            | -            |
| Sta. C. de Tenerife                        | 2            | 1            | -            | -            | -            | -            | 2            | 2            | 1            | -            | 1            |
| Santander                                  | -            | -            | -            | -            | -            | -            | -            | -            | -            | -            | -            |
| Sevilla                                    | -            | -            | -            | -            | -            | -            | -            | -            | -            | -            | -            |
| Tarragona                                  | -            | -            | 41           | 39           | 70           | 44           | 25           | 4            | -            | -            | 14           |
| Valencia                                   | -            | -            | -            | -            | -            | -            | -            | -            | -            | -            | -            |
| Vigo                                       | -            | 1            | -            | -            | -            | 1            | -            | -            | 6            | -            | -            |
| Vilagarcía                                 | -            | -            | -            | -            | -            | -            | -            | -            | -            | -            | -            |
| <b>TOTAL / TOTAL</b>                       | <b>3.077</b> | <b>3.349</b> | <b>2.971</b> | <b>3.475</b> | <b>3.137</b> | <b>3.644</b> | <b>3.607</b> | <b>3.340</b> | <b>2.722</b> | <b>2.579</b> | <b>2.306</b> |



PORT TRAFFIC DEVELOPMENT > Historical series > Containers (thousand TEUS)

### 4. Port traffic development

#### 4.1. Port traffic development

#### 4.2. Port traffic distribution by littoral zones (as a percentage of the total)

#### 4.3. Variations in port traffic (million tonnes)

#### 4.4. Historical series

##### 4.4.1. Total port traffic (thousand tonnes)

##### 4.4.2. Liquid bulk (thousand tonnes)

##### 4.4.3. Solid bulk (thousand tonnes)

##### 4.4.4. General cargo (thousand tonnes)

##### 4.4.5. Fish captures (thousand tonnes)

##### 4.4.6. Supplies (thousand tonnes)

##### 4.4.7. Local traffic (thousand tonnes)

#### 4.4.8. Containers (thousand TEUS)

##### 4.4.9. Ships. Number (units) and G.T. (thousand)

##### 4.4.10. Total passengers (thousand units)


#### 4.5. Main goods development by types

#### 4.6. Index number (Year 1992. Index 100)

#### 4.7. Graphics

### 4.4.8. Contenedores (miles de TEUS) Containers (thousand TEUS)

| Autoridades Portuarias<br>Port Authorities | 2009          | 2010          | 2011          | 2012          | 2013          | 2014          | 2015          | 2016          | 2017          | 2018          | 2019          |
|--|---------------|---------------|---------------|---------------|---------------|---------------|---------------|---------------|---------------|---------------|---------------|
| A Coruña                                   | 8             | 6             | 6             | 5             | 5             | 2             | -             | -             | -             | -             | -             |
| Alicante                                   | 132           | 148           | 154           | 158           | 148           | 139           | 134           | 160           | 164           | 163           | 171           |
| Almería                                    | 1             | 3             | 4             | 6             | 7             | 6             | 6             | 6             | 7             | 9             | 23            |
| Avilés                                     | 3             | -             | -             | -             | -             | -             | -             | -             | -             | -             | -             |
| Bahía de Algeciras                         | 3.043         | 2.817         | 3.603         | 4.114         | 4.350         | 4.556         | 4.516         | 4.761         | 4.390         | 4.773         | 5.125         |
| Bahía de Cádiz                             | 106           | 109           | 92            | 96            | 92            | 85            | 67            | 74            | 82            | 69            | 58            |
| Baleares                                   | 128           | 78            | 68            | 58            | 62            | 70            | 90            | 130           | 121           | 121           | 120           |
| Barcelona                                  | 1.800         | 1.946         | 2.034         | 1.756         | 1.720         | 1.893         | 1.965         | 2.237         | 2.969         | 3.423         | 3.325         |
| Bilbao                                     | 443           | 531           | 573           | 610           | 607           | 631           | 627           | 597           | 605           | 638           | 628           |
| Cartagena                                  | 59            | 65            | 72            | 67            | 81            | 89            | 92            | 96            | 90            | 84            | 68            |
| Castellón                                  | 67            | 104           | 131           | 161           | 194           | 207           | 215           | 227           | 241           | 229           | 203           |
| Ceuta                                      | 13            | 10            | 11            | 16            | 19            | 19            | 18            | 22            | 16            | 11            | 11            |
| Ferrol-San Cibrao                          | -             | -             | 1             | 1             | 1             | 1             | 1             | 1             | -             | 5             | 8             |
| Gijón                                      | 27            | 36            | 36            | 49            | 63            | 54            | 62            | 66            | 76            | 79            | 76            |
| Huelva                                     | -             | -             | -             | -             | 3             | 6             | 8             | 12            | 58            | 69            | 74            |
| Las Palmas                                 | 1.007         | 1.118         | 1.297         | 1.208         | 1.017         | 978           | 901           | 946           | 1.183         | 1.141         | 1.007         |
| Málaga                                     | 290           | 298           | 477           | 336           | 296           | 88            | 43            | 120           | 86            | 125           | 209           |
| Marín y Ría de Pontevedra                  | 31            | 49            | 38            | 40            | 30            | 30            | 43            | 67            | 89            | 87            | 77            |
| Melilla                                    | 26            | 22            | 27            | 34            | 36            | 35            | 34            | 39            | 36            | 22            | 18            |
| Motril                                     | 1             | 3             | 4             | 6             | 6             | 2             | -             | 3             | 9             | -             | 1             |
| Pasaia                                     | -             | -             | -             | -             | -             | -             | 3             | 7             | -             | -             | -             |
| Sta. C. de Tenerife                        | 346           | 357           | 349           | 322           | 310           | 326           | 345           | 371           | 467           | 509           | 411           |
| Santander                                  | 2             | 2             | 2             | 1             | 1             | 1             | 1             | 1             | 7             | 11            | 14            |
| Sevilla                                    | 130           | 153           | 165           | 156           | 140           | 162           | 162           | 146           | 106           | 138           | 137           |
| Tarragona                                  | 221           | 255           | 226           | 189           | 147           | 149           | 90            | 84            | 63            | 58            | 48            |
| Valencia                                   | 3.654         | 4.207         | 4.327         | 4.470         | 4.328         | 4.442         | 4.615         | 4.732         | 4.832         | 5.183         | 5.440         |
| Vigo                                       | 194           | 213           | 212           | 199           | 209           | 204           | 224           | 218           | 219           | 220           | 217           |
| Vilagarcía                                 | 16            | 1             | 12            | 27            | 33            | 33            | 31            | 32            | 35            | 35            | 41            |
| <b>TOTAL / TOTAL</b>                       | <b>11.749</b> | <b>12.529</b> | <b>13.920</b> | <b>14.085</b> | <b>13.906</b> | <b>14.206</b> | <b>14.293</b> | <b>15.154</b> | <b>15.952</b> | <b>17.203</b> | <b>17.510</b> |



## 4 PORT TRAFFIC DEVELOPMENT

Puertos del Estado

PORT TRAFFIC DEVELOPMENT > Historical series > Ships. Number (units) and G.T. (thousand)


|   |
|---|
| <b>4. Port traffic development</b>  |
| 4.1. Port traffic development   |
| 4.2. Port traffic distribution by littoral zones (as a percentage of the total) |
| 4.3. Variations in port traffic (million tonnes)                                |
| <b>4.4. Historical series</b>   |
| 4.4.1. Total port traffic (thousand tonnes)                                     |
| 4.4.2. Liquid bulk (thousand tonnes)  |
| 4.4.3. Solid bulk (thousand tonnes)   |
| 4.4.4. General cargo (thousand tonnes)  |
| 4.4.5. Fish captures (thousand tonnes)  |
| 4.4.6. Supplies (thousand tonnes)   |
| 4.4.7. Local traffic (thousand tonnes)  |
| 4.4.8. Containers (thousand TEUS)   |
| <b>4.4.9. Ships. Number (units) and G.T. (thousand)</b>                         |
| 4.4.9.1. Cruiser ships  |
| 4.4.10. Total passengers (thousand units)                                       |
| <b>4.5. Main goods development by types</b>                                     |
| <b>4.6. Index number (Year 1992. Index 100)</b>                                 |
| <b>4.7. Graphics</b>  |

### 4.4.9. Buques. Número (unidades) y G.T. (en miles) Ships. Number (units) and G.T. (thousand)

| Autoridades Portuarias<br>Port Authorities | 2010           |                  | 2011           |                  | 2012           |                  | 2013           |                  | 2014           |                  |
|--|----------------|------------------|----------------|------------------|----------------|------------------|----------------|------------------|----------------|------------------|
|  | Nº             | G.T.             | Nº             | G.T.             | Nº             | G.T.             | Nº             | G.T.             | Nº             | G.T.             |
| A Coruña                                   | 1.260          | 13.653           | 1.222          | 15.401           | 1.258          | 17.658           | 1.161          | 17.556           | 1.123          | 17.402           |
| Alicante                                   | 907            | 12.131           | 890            | 12.865           | 939            | 12.256           | 884            | 10.941           | 804            | 9.733            |
| Almería                                    | 1.892          | 25.223           | 1.611          | 24.734           | 1.401          | 21.326           | 1.328          | 19.943           | 1.363          | 20.345           |
| Avilés                                     | 861            | 4.673            | 861            | 5.364            | 833            | 5.473            | 832            | 5.538            | 810            | 5.615            |
| Bahía de Algeciras                         | 29.368         | 296.009          | 28.604         | 329.892          | 25.957         | 341.512          | 25.454         | 357.665          | 26.757         | 403.522          |
| Bahía de Cádiz                             | 1.484          | 26.562           | 1.497          | 28.518           | 1.229          | 25.200           | 1.110          | 26.538           | 996            | 25.764           |
| Baleares                                   | 7.981          | 153.501          | 29.011         | 168.814          | 27.540         | 139.405          | 28.316         | 133.634          | 35.371         | 164.955          |
| Barcelona                                  | 8.182          | 256.182          | 7.996          | 265.562          | 7.768          | 261.638          | 7.746          | 260.661          | 7.831          | 261.961          |
| Bilbao                                     | 3.240          | 43.254           | 2.990          | 41.669           | 2.808          | 40.586           | 2.789          | 38.964           | 2.862          | 42.543           |
| Cartagena                                  | 1.423          | 26.961           | 1.434          | 28.490           | 1.725          | 34.385           | 1.766          | 35.835           | 1.798          | 37.452           |
| Castellón                                  | 1.385          | 15.459           | 1.450          | 16.412           | 1.383          | 16.704           | 1.384          | 18.080           | 1.500          | 20.237           |
| Ceuta                                      | 12.426         | 64.606           | 13.007         | 65.974           | 12.940         | 67.708           | 11.461         | 59.233           | 11.171         | 57.294           |
| Ferrol-San Cibrao                          | 1.118          | 13.721           | 1.037          | 14.260           | 1.074          | 16.267           | 1.097          | 16.782           | 1.041          | 16.974           |
| Gijón                                      | 1.050          | 14.254           | 1.065          | 17.735           | 1.128          | 19.091           | 1.251          | 20.504           | 1.315          | 21.192           |
| Huelva                                     | 1.861          | 25.085           | 1.981          | 29.127           | 2.067          | 31.408           | 1.919          | 28.912           | 1.834          | 27.046           |
| Las Palmas                                 | 10.027         | 182.483          | 10.977         | 215.923          | 11.040         | 224.955          | 10.418         | 203.040          | 10.648         | 207.132          |
| Málaga                                     | 1.764          | 42.653           | 2.020          | 49.439           | 1.816          | 46.551           | 1.544          | 35.764           | 1.357          | 32.687           |
| Marín y Ría de Pontevedra                  | 584            | 3.776            | 591            | 3.611            | 591            | 5.296            | 504            | 3.866            | 562            | 3.619            |
| Melilla                                    | 1.235          | 14.667           | 1.357          | 18.752           | 1.551          | 26.868           | 1.507          | 26.995           | 1.406          | 28.637           |
| Motril                                     | 342            | 2.985            | 550            | 5.984            | 817            | 12.550           | 928            | 16.592           | 886            | 17.306           |
| Pasaia                                     | 1.086          | 6.529            | 963            | 6.240            | 895            | 5.706            | 879            | 6.024            | 921            | 6.511            |
| Sta. C. de Tenerife                        | 17.007         | 206.031          | 14.682         | 208.750          | 12.734         | 196.798          | 12.088         | 185.298          | 12.116         | 179.476          |
| Santander                                  | 1.395          | 21.274           | 1.400          | 20.869           | 1.293          | 19.920           | 1.334          | 21.582           | 1.393          | 27.399           |
| Sevilla                                    | 1.181          | 5.319            | 1.209          | 5.686            | 1.122          | 5.331            | 1.065          | 5.337            | 994            | 5.289            |
| Tarragona                                  | 3.159          | 45.270           | 2.939          | 42.880           | 2.869          | 41.508           | 2.452          | 36.548           | 2.676          | 42.507           |
| Valencia                                   | 7.043          | 190.423          | 6.916          | 201.278          | 6.935          | 206.817          | 7.160          | 213.005          | 7.370          | 222.098          |
| Vigo                                       | 1.979          | 33.044           | 1.898          | 33.243           | 1.604          | 32.240           | 1.551          | 28.842           | 1.540          | 28.649           |
| Vilagarcía                                 | 210            | 1.212            | 225            | 1.414            | 265            | 1.733            | 242            | 1.632            | 260            | 1.624            |
| <b>TOTAL / TOTAL</b>                       | <b>121.450</b> | <b>1.746.938</b> | <b>140.383</b> | <b>1.878.887</b> | <b>133.582</b> | <b>1.876.889</b> | <b>130.170</b> | <b>1.835.312</b> | <b>138.705</b> | <b>1.934.966</b> |

| Autoridades Portuarias<br>Port Authorities | 2015   |         | 2016   |         | 2017   |         | 2018   |         | 2019   |         |
|--|--------|---------|--------|---------|--------|---------|--------|---------|--------|---------|
|  | Nº     | G.T.    | Nº     | G.T.    | Nº     | G.T.    | Nº     | G.T.    | Nº     | G.T.    |
| A Coruña                                   | 1.132  | 19.259  | 1.209  | 18.890  | 1.195  | 21.753  | 1.221  | 21.996  | 1.213  | 20.495  |
| Alicante                                   | 833    | 11.780  | 923    | 12.817  | 838    | 12.163  | 732    | 11.753  | 696    | 10.164  |
| Almería                                    | 1.378  | 24.339  | 1.574  | 27.622  | 2.074  | 33.672  | 1.972  | 35.858  | 2.128  | 37.051  |
| Avilés                                     | 806    | 6.015   | 824    | 6.026   | 829    | 5.913   | 823    | 5.735   | 795    | 5.500   |
| Bahía de Algeciras                         | 28.446 | 429.587 | 29.681 | 452.407 | 28.249 | 406.253 | 28.913 | 410.703 | 29.070 | 416.804 |
| Bahía de Cádiz                             | 980    | 26.578  | 954    | 25.451  | 1.149  | 26.687  | 1.197  | 26.764  | 1.193  | 29.301  |
| Baleares                                   | 40.596 | 194.377 | 41.871 | 215.107 | 44.214 | 222.818 | 50.366 | 241.035 | 52.936 | 263.598 |
| Barcelona                                  | 8.046  | 287.501 | 8.728  | 310.339 | 8.974  | 329.413 | 9.038  | 344.143 | 8.901  | 344.731 |
| Bilbao                                     | 2.816  | 42.767  | 2.815  | 44.811  | 2.855  | 46.789  | 2.925  | 47.997  | 2.818  | 48.184  |
| Cartagena                                  | 1.862  | 36.606  | 1.908  | 37.887  | 2.127  | 42.134  | 2.203  | 43.510  | 2.169  | 44.451  |
| Castellón                                  | 1.515  | 20.588  | 1.655  | 22.899  | 1.705  | 24.778  | 1.856  | 29.054  | 1.759  | 28.995  |
| Ceuta                                      | 10.306 | 53.397  | 10.444 | 59.615  | 10.772 | 64.124  | 11.147 | 70.170  | 11.084 | 76.227  |

|                           |                |                  |                |                  |                |                  |                |                  |                |                  |
|---------------------------|----------------|------------------|----------------|------------------|----------------|------------------|----------------|------------------|----------------|------------------|
| Ferrol-San Cibrao         | 1.050          | 16.039           | 1.054          | 15.660           | 1.108          | 15.330           | 1.130          | 16.308           | 1.086          | 15.024           |
| Gijón                     | 1.183          | 19.079           | 1.156          | 18.311           | 1.298          | 19.607           | 1.229          | 18.226           | 1.187          | 18.006           |
| Huelva                    | 1.839          | 27.017           | 2.191          | 33.453           | 2.291          | 35.441           | 2.396          | 36.844           | 2.491          | 41.533           |
| Las Palmas                | 11.701         | 243.746          | 11.554         | 234.372          | 11.446         | 241.050          | 12.283         | 248.917          | 13.959         | 277.269          |
| Málaga                    | 1.270          | 33.361           | 1.379          | 36.469           | 1.551          | 38.050           | 1.764          | 44.832           | 1.870          | 54.356           |
| Marín y Ría de Pontevedra | 585            | 3.851            | 529            | 4.505            | 549            | 4.800            | 500            | 4.486            | 507            | 4.050            |
| Melilla                   | 1.462          | 31.747           | 1.591          | 34.059           | 1.869          | 37.819           | 1.776          | 35.410           | 1.606          | 35.624           |
| Motril                    | 927            | 16.918           | 1.273          | 21.893           | 1.345          | 21.561           | 1.357          | 18.918           | 1.323          | 17.701           |
| Pasaia                    | 991            | 7.026            | 994            | 6.928            | 865            | 6.320            | 911            | 6.568            | 933            | 7.063            |
| Sta. C. de Tenerife       | 12.127         | 175.282          | 12.518         | 174.831          | 13.359         | 185.585          | 16.400         | 198.822          | 16.132         | 198.007          |
| Santander                 | 1.405          | 27.441           | 1.413          | 26.390           | 1.522          | 28.425           | 1.626          | 30.880           | 1.614          | 31.154           |
| Sevilla                   | 1.051          | 5.613            | 1.134          | 5.940            | 1.030          | 5.419            | 1.016          | 5.175            | 1.009          | 5.274            |
| Tarragona                 | 2.743          | 46.861           | 2.643          | 46.869           | 2.655          | 48.043           | 2.554          | 46.336           | 2.545          | 48.988           |
| Valencia                  | 7.728          | 240.530          | 7.702          | 255.888          | 7.715          | 256.175          | 7.722          | 262.922          | 7.891          | 273.705          |
| Vigo                      | 1.686          | 32.277           | 1.546          | 33.430           | 1.724          | 36.471           | 1.726          | 37.218           | 1.674          | 35.794           |
| Vilagarcía                | 268            | 1.642            | 301            | 1.720            | 323            | 2.310            | 336            | 2.699            | 355            | 2.558            |
| <b>TOTAL / TOTAL</b>      | <b>146.732</b> | <b>2.081.223</b> | <b>151.564</b> | <b>2.184.589</b> | <b>155.631</b> | <b>2.218.905</b> | <b>167.119</b> | <b>2.303.282</b> | <b>170.944</b> | <b>2.391.607</b> |



PORT TRAFFIC DEVELOPMENT > Historical series > Ships. Number (units) and G.T. (thousand) > Cruiser ships

### 4. Port traffic development

#### 4.1. Port traffic development

#### 4.2. Port traffic distribution by littoral zones (as a percentage of the total)

#### 4.3. Variations in port traffic (million tonnes)

#### 4.4. Historical series

##### 4.4.1. Total port traffic (thousand tonnes)

##### 4.4.2. Liquid bulk (thousand tonnes)

##### 4.4.3. Solid bulk (thousand tonnes)

##### 4.4.4. General cargo (thousand tonnes)

##### 4.4.5. Fish captures (thousand tonnes)

##### 4.4.6. Supplies (thousand tonnes)

##### 4.4.7. Local traffic (thousand tonnes)

##### 4.4.8. Containers (thousand TEUS)

##### 4.4.9. Ships. Number (units) and G.T. (thousand)

#### 4.4.9.1. Cruiser ships

##### 4.4.10. Total passengers (thousand units)


#### 4.5. Main goods development by types

#### 4.6. Index number (Year 1992. Index 100)

#### 4.7. Graphics

### 4.4.9.1. Cruceros (número) Cruiser ships (number)

| Autoridades Portuarias<br>Port Authorities | 2009         | 2010         | 2011         | 2012         | 2013         | 2014         | 2015         | 2016         | 2017         | 2018         | 2019         |
|--|--------------|--------------|--------------|--------------|--------------|--------------|--------------|--------------|--------------|--------------|--------------|
| A Coruña                                   | 58           | 62           | 79           | 94           | 108          | 87           | 92           | 94           | 124          | 94           | 108          |
| Alicante                                   | 61           | 47           | 57           | 43           | 32           | 29           | 50           | 54           | 56           | 54           | 43           |
| Almería                                    | 55           | 50           | 42           | 27           | 28           | 23           | 27           | 39           | 38           | 38           | 25           |
| Avilés                                     | -            | -            | -            | 2            | 4            | 1            | 4            | 4            | 4            | 4            | 6            |
| Bahía de Algeciras                         | -            | 1            | -            | -            | 2            | -            | -            | 2            | 2            | -            | -            |
| Bahía de Cádiz                             | 225          | 298          | 306          | 283          | 311          | 285          | 295          | 284          | 291          | 334          | 315          |
| Baleares                                   | 641          | 724          | 745          | 632          | 699          | 678          | 788          | 741          | 825          | 860          | 820          |
| Barcelona                                  | 796          | 850          | 880          | 773          | 837          | 756          | 750          | 758          | 775          | 829          | 800          |
| Bilbao                                     | 30           | 33           | 53           | 50           | 44           | 58           | 43           | 51           | 61           | 59           | 50           |
| Cartagena                                  | 49           | 77           | 79           | 77           | 115          | 109          | 108          | 121          | 152          | 151          | 167          |
| Castellón                                  | -            | 2            | 2            | 2            | 3            | 1            | 2            | 2            | 1            | 1            | 5            |
| Ceuta                                      | 10           | 8            | 8            | 7            | 3            | 6            | 8            | 17           | 10           | 11           | 7            |
| Ferrol-San Cibrao                          | 3            | 3            | 4            | 11           | 9            | 25           | 17           | 24           | 23           | 15           | 14           |
| Gijón                                      | 7            | 9            | 9            | 9            | 11           | 9            | 13           | 18           | 17           | 17           | 18           |
| Huelva                                     | 2            | -            | 1            | 3            | 2            | -            | 6            | 17           | 6            | 16           | 7            |
| Las Palmas                                 | 381          | 384          | 429          | 469          | 445          | 503          | 542          | 524          | 565          | 586          | 560          |
| Málaga                                     | 302          | 322          | 312          | 296          | 249          | 227          | 238          | 250          | 299          | 299          | 288          |
| Marín y Ría de Pontevedra                  | 1            | -            | -            | -            | -            | -            | -            | -            | 1            | -            | -            |
| Melilla                                    | -            | 5            | 4            | 6            | 7            | 1            | 3            | 1            | -            | 1            | 1            |
| Motril                                     | 17           | 17           | 26           | 27           | 27           | 30           | 27           | 21           | 31           | 29           | 32           |
| Pasaia                                     | -            | -            | -            | -            | -            | -            | -            | 3            | 9            | 5            | 3            |
| Sta. C. de Tenerife                        | 352          | 387          | 467          | 534          | 525          | 518          | 506          | 526          | 539          | 549          | 511          |
| Santander                                  | 8            | 8            | 7            | 10           | 12           | 10           | 9            | 6            | 11           | 8            | 21           |
| Sevilla                                    | 99           | 48           | 57           | 53           | 58           | 61           | 64           | 74           | 80           | 75           | 95           |
| Tarragona                                  | 11           | 2            | 1            | 1            | 3            | 2            | 8            | 22           | 36           | 57           | 63           |
| Valencia                                   | 143          | 157          | 208          | 207          | 227          | 198          | 172          | 181          | 203          | 194          | 203          |
| Vigo                                       | 102          | 114          | 118          | 103          | 83           | 81           | 82           | 83           | 73           | 70           | 71           |
| Vilagarcía                                 | 14           | 14           | 12           | 7            | 6            | 5            | 3            | 3            | 6            | 5            | 3            |
| <b>TOTAL / TOTAL</b>                       | <b>3.367</b> | <b>3.622</b> | <b>3.906</b> | <b>3.726</b> | <b>3.850</b> | <b>3.703</b> | <b>3.857</b> | <b>3.920</b> | <b>4.238</b> | <b>4.361</b> | <b>4.236</b> |



PORT TRAFFIC DEVELOPMENT > Historical series > Total passengers (thousand units)

### 4. Port traffic development

#### 4.1. Port traffic development

#### 4.2. Port traffic distribution by littoral zones (as a percentage of the total)

#### 4.3. Variations in port traffic (million tonnes)

#### 4.4. Historical series

##### 4.4.1. Total port traffic (thousand tonnes)

##### 4.4.2. Liquid bulk (thousand tonnes)

##### 4.4.3. Solid bulk (thousand tonnes)

##### 4.4.4. General cargo (thousand tonnes)

##### 4.4.5. Fish captures (thousand tonnes)

##### 4.4.6. Supplies (thousand tonnes)

##### 4.4.7. Local traffic (thousand tonnes)

##### 4.4.8. Containers (thousand TEUS)

##### 4.4.9. Ships. Number (units) and G.T. (thousand)

#### 4.4.10. Total passengers (thousand units)

##### 4.4.10.1. Cruise passengers

#### 4.5. Main goods development by types


#### 4.6. Index number (Year 1992. Index 100)

#### 4.7. Graphics

### 4.4.10. Pasajeros totales (miles de unidades) Total passengers (thousand units)

| Autoridades Portuarias<br>Port Authorities | 2009          | 2010          | 2011          | 2012          | 2013          | 2014          | 2015          | 2016          | 2017          | 2018          | 2019          |
|--|---------------|---------------|---------------|---------------|---------------|---------------|---------------|---------------|---------------|---------------|---------------|
| A Coruña                                   | 54            | 71            | 129           | 141           | 157           | 130           | 140           | 127           | 184           | 179           | 160           |
| Alicante                                   | 324           | 308           | 334           | 297           | 244           | 222           | 266           | 257           | 227           | 227           | 206           |
| Almería                                    | 1.183         | 995           | 927           | 725           | 691           | 651           | 698           | 827           | 951           | 964           | 958           |
| Avilés                                     | -             | -             | -             | 2             | 1             | 1             | 2             | 3             | 3             | 2             | 5             |
| Bahía de Algeciras                         | 4.848         | 4.730         | 4.446         | 4.794         | 5.174         | 5.360         | 5.527         | 5.618         | 5.539         | 5.953         | 6.103         |
| Bahía de Cádiz                             | 259           | 356           | 398           | 358           | 398           | 402           | 433           | 406           | 408           | 448           | 500           |
| Baleares                                   | 5.081         | 5.458         | 5.646         | 5.158         | 5.822         | 6.469         | 7.058         | 7.782         | 8.248         | 8.942         | 9.525         |
| Barcelona                                  | 3.202         | 3.444         | 3.835         | 3.423         | 3.628         | 3.460         | 3.708         | 3.959         | 4.137         | 4.494         | 4.629         |
| Bilbao                                     | 166           | 165           | 152           | 143           | 142           | 161           | 166           | 191           | 187           | 201           | 161           |
| Cartagena                                  | 68            | 104           | 88            | 84            | 134           | 138           | 151           | 188           | 236           | 229           | 250           |
| Castellón                                  | -             | 1             | 1             | 1             | 2             | -             | -             | 1             | -             | 1             | 5             |
| Ceuta                                      | 2.153         | 1.927         | 1.863         | 1.893         | 1.883         | 1.962         | 1.987         | 1.943         | 1.900         | 2.012         | 2.110         |
| Ferrol-San Cibrao                          | 2             | 1             | 9             | 7             | 11            | 39            | 22            | 20            | 20            | 18            | 15            |
| Gijón                                      | 5             | 11            | 57            | 61            | 67            | 67            | 16            | 33            | 22            | 29            | 15            |
| Huelva                                     | 1             | -             | 30            | 34            | 32            | 34            | 37            | 57            | 44            | 49            | 45            |
| Las Palmas                                 | 1.405         | 1.534         | 1.677         | 1.941         | 2.216         | 2.290         | 2.538         | 2.391         | 2.575         | 2.704         | 3.001         |
| Málaga                                     | 791           | 985           | 942           | 901           | 663           | 622           | 681           | 723           | 809           | 874           | 889           |
| Marín y Ría de Pontevedra                  | -             | -             | -             | -             | -             | -             | -             | -             | -             | -             | -             |
| Melilla                                    | 591           | 633           | 643           | 811           | 784           | 772           | 844           | 890           | 833           | 829           | 843           |
| Motril                                     | 3             | 2             | 76            | 289           | 355           | 446           | 430           | 414           | 349           | 263           | 242           |
| Pasaia                                     | -             | -             | -             | 1             | -             | 1             | 1             | 1             | 1             | 1             | -             |
| Sta. C. de Tenerife                        | 4.347         | 4.654         | 4.930         | 4.597         | 5.173         | 4.993         | 5.169         | 5.331         | 5.884         | 6.084         | 6.306         |
| Santander                                  | 165           | 247           | 219           | 194           | 210           | 224           | 218           | 219           | 234           | 253           | 236           |
| Sevilla                                    | 21            | 12            | 16            | 16            | 20            | 16            | 18            | 21            | 24            | 16            | 21            |
| Tarragona                                  | 2             | 3             | 1             | -             | 1             | 2             | 12            | 13            | 51            | 98            | 128           |
| Valencia                                   | 432           | 504           | 716           | 779           | 821           | 692           | 745           | 910           | 1.063         | 1.072         | 1.113         |
| Vigo                                       | 223           | 234           | 254           | 240           | 172           | 176           | 205           | 169           | 140           | 158           | 142           |
| Vilagarcía                                 | 4             | 4             | 3             | 2             | 2             | 1             | 1             | 1             | 2             | 1             | 1             |
| <b>TOTAL / TOTAL</b>                       | <b>25.328</b> | <b>26.385</b> | <b>27.391</b> | <b>26.890</b> | <b>28.800</b> | <b>29.331</b> | <b>31.072</b> | <b>32.494</b> | <b>34.072</b> | <b>36.101</b> | <b>37.607</b> |

\* Incluye pasajeros en régimen de transporte y en régimen de crucero turístico  
Non-cruise passengers and cruise passengers included



PORT TRAFFIC DEVELOPMENT > Historical series > Total passengers (thousand units) > Cruise passengers

### 4. Port traffic development

#### 4.1. Port traffic development

#### 4.2. Port traffic distribution by littoral zones (as a percentage of the total)

#### 4.3. Variations in port traffic (million tonnes)

#### 4.4. Historical series

##### 4.4.1. Total port traffic (thousand tonnes)

##### 4.4.2. Liquid bulk (thousand tonnes)

##### 4.4.3. Solid bulk (thousand tonnes)

##### 4.4.4. General cargo (thousand tonnes)

##### 4.4.5. Fish captures (thousand tonnes)

##### 4.4.6. Supplies (thousand tonnes)

##### 4.4.7. Local traffic (thousand tonnes)

##### 4.4.8. Containers (thousand TEUS)

##### 4.4.9. Ships. Number (units) and G.T. (thousand)

##### 4.4.10. Total passengers (thousand units)

##### 4.4.10.1. Cruise passengers


#### 4.5. Main goods development by types

#### 4.6. Index number (Year 1992. Index 100)

#### 4.7. Graphics

### 4.4.10.1. Pasajeros de crucero (miles de unidades) Cruise passengers (thousand units)

| Autoridades Portuarias<br>Port Authorities | 2009         | 2010         | 2011         | 2012         | 2013         | 2014         | 2015         | 2016         | 2017         | 2018          | 2019          |
|--|--------------|--------------|--------------|--------------|--------------|--------------|--------------|--------------|--------------|---------------|---------------|
| A Coruña                                   | 54           | 71           | 129          | 141          | 157          | 130          | 140          | 127          | 184          | 179           | 160           |
| Alicante                                   | 97           | 76           | 108          | 79           | 42           | 35           | 82           | 89           | 86           | 101           | 63            |
| Almería                                    | 39           | 58           | 37           | 24           | 17           | 17           | 17           | 29           | 26           | 29            | 7             |
| Avilés                                     | -            | -            | -            | 2            | 1            | 1            | 2            | 3            | 3            | 2             | 5             |
| Bahía de Algeciras                         | -            | -            | -            | -            | -            | -            | -            | -            | -            | -             | -             |
| Bahía de Cádiz                             | 237          | 337          | 377          | 334          | 375          | 381          | 411          | 385          | 387          | 425           | 477           |
| Baleares                                   | 1.237        | 1.547        | 1.609        | 1.298        | 1.535        | 1.587        | 1.959        | 1.962        | 2.131        | 2.430         | 2.664         |
| Barcelona                                  | 2.151        | 2.348        | 2.657        | 2.409        | 2.599        | 2.364        | 2.540        | 2.684        | 2.712        | 3.042         | 3.138         |
| Bilbao                                     | 29           | 43           | 77           | 66           | 57           | 80           | 71           | 87           | 84           | 84            | 55            |
| Cartagena                                  | 68           | 104          | 88           | 84           | 134          | 138          | 151          | 188          | 236          | 229           | 250           |
| Castellón                                  | -            | 1            | 1            | 1            | 2            | -            | -            | 1            | -            | 1             | 5             |
| Ceuta                                      | 10           | 4            | 5            | 5            | 3            | 2            | 2            | 19           | 17           | 16            | 9             |
| Ferrol-San Cibrao                          | 2            | 1            | 9            | 7            | 11           | 39           | 22           | 20           | 20           | 18            | 15            |
| Gijón                                      | 5            | 5            | 7            | 8            | 14           | 14           | 16           | 33           | 22           | 29            | 15            |
| Huelva                                     | 1            | -            | 1            | 2            | -            | -            | 4            | 20           | 6            | 12            | 1             |
| Las Palmas                                 | 611          | 665          | 771          | 833          | 830          | 1.065        | 1.252        | 1.105        | 1.243        | 1.333         | 1.486         |
| Málaga                                     | 488          | 659          | 639          | 652          | 397          | 408          | 419          | 444          | 510          | 507           | 477           |
| Marín y Ría de Pontevedra                  | -            | -            | -            | -            | -            | -            | -            | -            | -            | -             | -             |
| Melilla                                    | -            | 2            | 1            | 3            | 3            | -            | 1            | 1            | -            | -             | 1             |
| Motril                                     | 3            | 2            | 9            | 11           | 15           | 20           | 6            | 5            | 4            | 5             | 9             |
| Pasaia                                     | -            | -            | -            | 1            | -            | 1            | 1            | 1            | 1            | 1             | -             |
| Sta. C. de Tenerife                        | 582          | 740          | 828          | 886          | 794          | 848          | 933          | 883          | 964          | 1.020         | 1.067         |
| Santander                                  | 15           | 14           | 14           | 14           | 17           | 15           | 9            | 2            | 15           | 12            | 31            |
| Sevilla                                    | 21           | 12           | 16           | 16           | 20           | 16           | 18           | 21           | 24           | 16            | 21            |
| Tarragona                                  | 2            | 3            | 1            | -            | 1            | 2            | 12           | 13           | 51           | 98            | 128           |
| Valencia                                   | 185          | 254          | 378          | 480          | 473          | 373          | 371          | 403          | 412          | 422           | 436           |
| Vigo                                       | 223          | 234          | 254          | 240          | 172          | 176          | 205          | 169          | 140          | 158           | 142           |
| Vilagarcía                                 | 4            | 4            | 3            | 2            | 2            | 1            | 1            | 1            | 2            | 1             | 1             |
| <b>TOTAL / TOTAL</b>                       | <b>6.063</b> | <b>7.184</b> | <b>8.021</b> | <b>7.597</b> | <b>7.671</b> | <b>7.711</b> | <b>8.646</b> | <b>8.694</b> | <b>9.281</b> | <b>10.170</b> | <b>10.665</b> |



PORT TRAFFIC DEVELOPMENT > Main goods development by types > Historical series main goods by types (thousand tonnes)

### 4. Port traffic development

#### 4.1. Port traffic development

#### 4.2. Port traffic distribution by littoral zones (as a percentage of the total)

#### 4.3. Variations in port traffic (million tonnes)

#### 4.4. Historical series

#### 4.5. Main goods development by types

#### 4.5.1. Historical series main goods by types (thousand tonnes)

#### 4.5.2. Main goods by types and Port Authority (thousand tonnes)

#### 4.6. Index number (Year 1992. Index 100)

#### 4.7. Graphics

### 4.5.1. Serie histórica de principales mercancías según naturaleza (miles de toneladas)

*Historical series main goods by types (thousand tonnes)*

| Autoridades Portuarias<br>Port Authorities | PETRÓLEO CRUDO<br>CRUDE OIL |               |               |               |               | PRODUCTOS QUÍMICOS<br>CHEMICAL PRODUCTS |               |               |               |               |
|--|-----------------------------|---------------|---------------|---------------|---------------|---|---------------|---------------|---------------|---------------|
|  | 2015                        | 2016          | 2017          | 2018          | 2019          | 2015                                    | 2016          | 2017          | 2018          | 2019          |
| A Coruña                                   | 5.204                       | 5.005         | 5.307         | 5.362         | 5.403         | 138                                     | 133           | 134           | 180           | 97            |
| Alicante                                   | -                           | -             | -             | 1             | -             | 151                                     | 151           | 109           | 126           | 135           |
| Almería                                    | -                           | -             | -             | -             | 15            | 18                                      | 20            | 29            | 26            | 59            |
| Avilés                                     | -                           | -             | -             | -             | -             | 684                                     | 667           | 701           | 786           | 782           |
| Bahía de Algeciras                         | 11.727                      | 11.476        | 10.903        | 11.773        | 10.960        | 4.609                                   | 4.743         | 5.157         | 6.661         | 7.846         |
| Bahía de Cádiz                             | -                           | -             | -             | -             | -             | 67                                      | 56            | 54            | 37            | 22            |
| Baleares                                   | -                           | -             | -             | 24            | 87            | 124                                     | 120           | 135           | 140           | 125           |
| Barcelona                                  | -                           | 1             | -             | -             | 5             | 4.680                                   | 4.817         | 5.792         | 6.334         | 6.330         |
| Bilbao                                     | 9.959                       | 9.995         | 10.272        | 11.246        | 9.523         | 1.581                                   | 1.675         | 1.842         | 2.128         | 2.127         |
| Cartagena                                  | 16.077                      | 15.806        | 16.779        | 16.602        | 15.810        | 875                                     | 855           | 1.061         | 987           | 926           |
| Castellón                                  | 4.348                       | 4.292         | 3.436         | 4.388         | 5.015         | 931                                     | 1.136         | 1.153         | 1.062         | 1.008         |
| Ceuta                                      | -                           | -             | -             | -             | -             | 9                                       | 10            | 7             | 6             | 5             |
| Ferrol-San Cibrao                          | -                           | -             | -             | -             | -             | 1.466                                   | 1.433         | 1.531         | 1.585         | 1.667         |
| Gijón                                      | -                           | -             | -             | -             | -             | 72                                      | 67            | 80            | 68            | 78            |
| Huelva                                     | 8.697                       | 9.405         | 9.547         | 9.038         | 9.719         | 2.002                                   | 2.075         | 2.101         | 2.234         | 2.145         |
| Las Palmas                                 | -                           | -             | 102           | 992           | -             | 815                                     | 720           | 1.025         | 1.124         | 1.036         |
| Málaga                                     | -                           | -             | -             | -             | -             | 37                                      | 38            | 32            | 52            | 75            |
| Marín y Ría de Pontevedra                  | -                           | -             | 86            | -             | -             | 2                                       | 18            | 47            | 64            | 48            |
| Melilla                                    | -                           | -             | -             | -             | -             | 23                                      | 23            | 23            | 28            | 19            |
| Motril                                     | -                           | -             | -             | -             | -             | 29                                      | 50            | 26            | 42            | 30            |
| Pasaia                                     | -                           | -             | -             | -             | -             | 27                                      | 49            | 18            | 11            | 18            |
| Sta. C. de Tenerife                        | 359                         | 553           | 30            | 20            | 36            | 197                                     | 203           | 285           | 234           | 374           |
| Santander                                  | -                           | -             | -             | -             | -             | 729                                     | 677           | 707           | 797           | 820           |
| Sevilla                                    | -                           | -             | -             | -             | -             | 209                                     | 212           | 166           | 156           | 152           |
| Tarragona                                  | 8.675                       | 8.526         | 9.592         | 9.341         | 9.722         | 2.037                                   | 1.801         | 1.870         | 1.782         | 1.674         |
| Valencia                                   | 1                           | -             | 1             | 1             | -             | 6.824                                   | 7.912         | 7.553         | 8.206         | 7.879         |
| Vigo                                       | -                           | -             | -             | -             | -             | 124                                     | 118           | 109           | 139           | 112           |
| Vilagarcía                                 | -                           | -             | -             | -             | -             | 81                                      | 87            | 89            | 91            | 91            |
| <b>TOTAL / TOTAL</b>                       | <b>65.047</b>               | <b>65.057</b> | <b>65.868</b> | <b>67.771</b> | <b>66.194</b> | <b>28.540</b>                           | <b>29.864</b> | <b>31.837</b> | <b>35.085</b> | <b>35.680</b> |

\* Incluye cargas, descargas, tránsitos y transbordos  
Loaded, unloaded, transit and transhipped goods included

| Autoridades Portuarias<br>Port Authorities | FUELOIL<br>FUELOIL |       |       |        |        | CARBÓN Y COQUE DE PETRÓLEO<br>COAL AND PETROLEUM COKE |       |       |       |       |
|--|--------------------|-------|-------|--------|--------|---|-------|-------|-------|-------|
|  | 2015               | 2016  | 2017  | 2018   | 2019   | 2015  | 2016  | 2017  | 2018  | 2019  |
| A Coruña                                   | 467                | 717   | 838   | 739    | 810    | 1.954   | 1.388 | 1.696 | 1.422 | 435   |
| Alicante                                   | -                  | -     | -     | 3      | 3      | 34  | 14    | 9     | 16    | -     |
| Almería                                    | -                  | -     | -     | -      | -      | 3.460   | 2.391 | 3.040 | 3.554 | 1.337 |
| Avilés                                     | -                  | -     | -     | -      | -      | 998   | 788   | 727   | 776   | 696   |
| Bahía de Algeciras                         | 7.129              | 8.022 | 9.299 | 11.496 | 10.837 | 1.645   | 1.157 | 1.493 | 1.195 | 461   |
| Bahía de Cádiz                             | 5                  | 4     | 1     | 1      | -      | 51  | 14    | 3     | 13    | 24    |
| Baleares                                   | 126                | 170   | 171   | 121    | 80     | 804   | 994   | 1.136 | 1.038 | 720   |
| Barcelona                                  | 1.319              | 1.327 | 1.961 | 2.238  | 1.569  | 67  | 97    | 40    | 134   | 119   |



|                           |               |               |               |               |               |               |               |               |               |               |
|---------------------------|---------------|---------------|---------------|---------------|---------------|---------------|---------------|---------------|---------------|---------------|
| Bilbao                    | 1.197         | 1.224         | 1.118         | 1.323         | 1.259         | 610           | 707           | 690           | 721           | 719           |
| Cartagena                 | 1.377         | 1.308         | 1.550         | 908           | 1.667         | 1.233         | 1.202         | 1.411         | 1.252         | 1.427         |
| Castellón                 | 458           | 408           | 933           | 1.518         | 1.333         | 557           | 482           | 452           | 575           | 453           |
| Ceuta                     | 379           | 580           | 646           | 577           | 674           | -             | -             | -             | -             | 2             |
| Ferrol-San Cibrao         | 675           | 759           | 710           | 451           | 498           | 4.166         | 3.837         | 4.796         | 4.730         | 2.163         |
| Gijón                     | 58            | 37            | 29            | 6             | -             | 9.842         | 6.947         | 9.266         | 7.432         | 6.361         |
| Huelva                    | 1.655         | 1.797         | 1.730         | 1.414         | 1.323         | 469           | 375           | 719           | 557           | 426           |
| Las Palmas                | 3.008         | 2.743         | 3.210         | 2.673         | 2.645         | 81            | 53            | 56            | 33            | 24            |
| Málaga                    | 1             | 1             | 21            | 3             | 1             | -             | -             | -             | 1             | 1             |
| Marín y Ría de Pontevedra | -             | -             | -             | -             | -             | -             | -             | 1             | -             | 5             |
| Melilla                   | 45            | 46            | 45            | 46            | 46            | -             | -             | -             | -             | -             |
| Motril                    | -             | -             | 1             | -             | -             | -             | -             | -             | -             | -             |
| Pasaia                    | -             | -             | -             | -             | -             | 63            | 1             | -             | -             | 7             |
| Sta. C. de Tenerife       | 1.855         | 1.981         | 1.608         | 1.356         | 1.428         | 2             | 2             | 2             | 2             | 2             |
| Santander                 | -             | -             | 1             | -             | -             | 601           | 270           | 276           | 264           | 274           |
| Sevilla                   | -             | -             | -             | -             | -             | 2             | 1             | 1             | 1             | 1             |
| Tarragona                 | 3.110         | 2.977         | 3.415         | 2.442         | 2.591         | 3.009         | 3.419         | 3.697         | 3.032         | 2.307         |
| Valencia                  | 428           | 389           | 328           | 286           | 265           | 197           | 216           | 113           | 149           | 135           |
| Vigo                      | -             | -             | -             | -             | -             | 4             | 5             | 8             | 10            | 12            |
| Vilagarcía                | -             | -             | -             | -             | -             | -             | -             | -             | -             | -             |
| <b>TOTAL / TOTAL</b>      | <b>23.292</b> | <b>24.491</b> | <b>27.616</b> | <b>27.602</b> | <b>27.031</b> | <b>29.847</b> | <b>24.358</b> | <b>29.632</b> | <b>26.908</b> | <b>18.113</b> |

\* Incluye cargas, descargas, tránsitos y transbordos  
Loaded, unloaded, transit and transhipped goods included

| Autoridades Portuarias<br>Port Authorities | GASOIL<br>GASOIL |               |               |               |               | OTROS PRODUCTOS ALIMENTICIOS<br>OTHER FOODS |               |               |               |               |
|--|------------------|---------------|---------------|---------------|---------------|---|---------------|---------------|---------------|---------------|
|  | 2015             | 2016          | 2017          | 2018          | 2019          | 2015  | 2016          | 2017          | 2018          | 2019          |
| A Coruña                                   | 691              | 673           | 890           | 1.148         | 876           | 27  | 19            | 20            | 23            | 24            |
| Alicante                                   | -                | -             | -             | -             | -             | 64  | 93            | 87            | 90            | 98            |
| Almería                                    | -                | -             | -             | -             | -             | 10  | 16            | 8             | 13            | 15            |
| Avilés                                     | -                | -             | -             | -             | -             | -   | -             | -             | -             | -             |
| Bahía de Algeciras                         | 2.742            | 2.302         | 2.222         | 2.616         | 2.444         | 6.659                                       | 7.372         | 6.845         | 6.561         | 7.278         |
| Bahía de Cádiz                             | 4                | 6             | -             | -             | -             | 181   | 324           | 354           | 222           | 319           |
| Baleares                                   | 633              | 594           | 619           | 703           | 623           | 1.314                                       | 1.403         | 1.472         | 1.602         | 1.718         |
| Barcelona                                  | 2.393            | 2.738         | 2.351         | 2.339         | 2.997         | 1.309                                       | 1.714         | 2.879         | 3.576         | 3.452         |
| Bilbao                                     | 1.755            | 2.043         | 2.512         | 1.318         | 1.997         | 269   | 289           | 246           | 247           | 286           |
| Cartagena                                  | 2.457            | 2.488         | 2.950         | 2.386         | 2.560         | 86  | 88            | 116           | 109           | 107           |
| Castellón                                  | 1.646            | 1.310         | 974           | 1.614         | 1.283         | 26  | 36            | 50            | 33            | 26            |
| Ceuta                                      | 244              | 293           | 346           | 255           | 197           | 43  | 45            | 33            | 32            | 25            |
| Ferrol-San Cibrao                          | 16               | 12            | 30            | 9             | -             | -   | -             | -             | 2             | 2             |
| Gijón                                      | 637              | 618           | 601           | 519           | 631           | 47  | 40            | 52            | 17            | 33            |
| Huelva                                     | 1.398            | 1.779         | 1.739         | 1.388         | 1.557         | 27  | 26            | 48            | 52            | 113           |
| Las Palmas                                 | 2.567            | 2.497         | 2.699         | 3.054         | 4.139         | 2.392                                       | 1.997         | 3.083         | 3.135         | 2.776         |
| Málaga                                     | 31               | 103           | 37            | -             | -             | 63  | 72            | 93            | 257           | 468           |
| Marín y Ría de Pontevedra                  | -                | -             | -             | -             | -             | 3   | 17            | 28            | 27            | 43            |
| Melilla                                    | 16               | 21            | 22            | 22            | 20            | 63  | 77            | 72            | 65            | 77            |
| Motril                                     | 893              | 933           | 805           | 978           | 989           | 110   | 123           | 130           | 155           | 148           |
| Pasaia                                     | -                | -             | -             | -             | -             | 3   | 2             | -             | 3             | 4             |
| Sta. C. de Tenerife                        | 1.518            | 1.387         | 1.200         | 1.170         | 1.358         | 625   | 673           | 761           | 748           | 794           |
| Santander                                  | -                | -             | -             | -             | -             | 72  | 67            | 172           | 130           | 178           |
| Sevilla                                    | -                | -             | -             | -             | -             | 180   | 160           | 138           | 153           | 148           |
| Tarragona                                  | 2.148            | 1.193         | 1.461         | 1.186         | 1.190         | 72  | 37            | 19            | 20            | 24            |
| Valencia                                   | 491              | 488           | 859           | 803           | 348           | 4.722                                       | 5.885         | 4.649         | 4.144         | 4.778         |
| Vigo                                       | 30               | 25            | 30            | 30            | -             | 64  | 64            | 64            | 76            | 83            |
| Vilagarcía                                 | -                | 35            | 35            | -             | -             | 70  | 69            | 70            | 77            | 86            |
| <b>TOTAL / TOTAL</b>                       | <b>22.312</b>    | <b>21.536</b> | <b>22.380</b> | <b>21.539</b> | <b>23.208</b> | <b>18.501</b>                               | <b>20.706</b> | <b>21.489</b> | <b>21.571</b> | <b>23.105</b> |

\* Incluye cargas, descargas, tránsitos y transbordos  
Loaded, unloaded, transit and transhipped goods included

| Autoridades Portuarias<br>Port Authorities | MATERIALES DE CONSTRUCCIÓN ELABORADOS<br>MANUFACTURED BUILDING MATERIALS |      |      |      |      | PRODUCTOS SIDERÚRGICOS<br>SIDERURGICAL PRODUCTS |      |      |      |      |
|--|--|------|------|------|------|---|------|------|------|------|
|  | 2015   | 2016 | 2017 | 2018 | 2019 | 2015  | 2016 | 2017 | 2018 | 2019 |

|                           |               |               |               |               |               |               |               |               |               |               |
|---------------------------|---------------|---------------|---------------|---------------|---------------|---------------|---------------|---------------|---------------|---------------|
| A Coruña                  | 3             | -             | 85            | 172           | 51            | 787           | 889           | 721           | 829           | 828           |
| Alicante                  | 99            | 137           | 135           | 137           | 130           | 56            | 42            | 46            | 52            | 28            |
| Almería                   | 267           | 203           | 377           | 283           | 231           | 37            | 120           | 85            | 58            | 36            |
| Avilés                    | 72            | 76            | 103           | 75            | 66            | 879           | 1.050         | 838           | 844           | 1.166         |
| Bahía de Algeciras        | 2.046         | 2.567         | 2.932         | 3.034         | 2.650         | 2.487         | 2.411         | 2.214         | 2.243         | 2.198         |
| Bahía de Cádiz            | 35            | 34            | 23            | 39            | 29            | 30            | 69            | 127           | 38            | 30            |
| Baleares                  | 460           | 519           | 558           | 572           | 666           | 58            | 69            | 75            | 82            | 82            |
| Barcelona                 | 1.001         | 1.123         | 1.480         | 1.526         | 1.434         | 1.382         | 1.446         | 1.694         | 1.822         | 1.781         |
| Bilbao                    | 554           | 573           | 607           | 610           | 573           | 3.137         | 2.920         | 3.021         | 3.170         | 2.828         |
| Cartagena                 | 89            | 247           | 167           | 163           | 196           | 63            | 49            | 76            | 131           | 128           |
| Castellón                 | 1.904         | 1.952         | 1.839         | 1.876         | 1.725         | 39            | 56            | 67            | 39            | 31            |
| Ceuta                     | 22            | 16            | 15            | 22            | 22            | 2             | 1             | 1             | 2             | 2             |
| Ferrol-San Cibrao         | 65            | 48            | 139           | 106           | 221           | 288           | 265           | 229           | 185           | 153           |
| Gijón                     | 146           | 134           | 299           | 270           | 161           | 617           | 759           | 764           | 746           | 856           |
| Huelva                    | -             | 2             | 10            | 13            | 11            | 29            | 24            | 57            | 49            | 23            |
| Las Palmas                | 624           | 515           | 733           | 791           | 630           | 256           | 242           | 305           | 363           | 303           |
| Málaga                    | 74            | 36            | 44            | 58            | 59            | 18            | 22            | 29            | 51            | 38            |
| Marín y Ría de Pontevedra | 35            | 58            | 95            | 102           | 64            | 255           | 212           | 197           | 203           | 196           |
| Melilla                   | 68            | 72            | 67            | 36            | 29            | 2             | 4             | 7             | 5             | 5             |
| Motril                    | 64            | 83            | 81            | 87            | 65            | -             | 2             | 22            | 28            | 20            |
| Pasaia                    | 97            | 86            | 76            | 83            | 94            | 1.415         | 1.593         | 1.425         | 1.406         | 1.419         |
| Sta. C. de Tenerife       | 152           | 168           | 249           | 219           | 199           | 63            | 58            | 87            | 86            | 63            |
| Santander                 | 78            | 87            | 92            | 128           | 138           | 374           | 375           | 354           | 392           | 374           |
| Sevilla                   | 30            | 55            | 36            | 42            | 50            | 762           | 822           | 741           | 755           | 625           |
| Tarragona                 | 103           | 72            | 76            | 55            | 86            | 492           | 392           | 405           | 478           | 405           |
| Valencia                  | 8.817         | 9.746         | 8.970         | 8.981         | 9.800         | 3.771         | 3.951         | 4.189         | 4.626         | 4.798         |
| Vigo                      | 643           | 562           | 540           | 528           | 556           | 84            | 83            | 78            | 160           | 156           |
| Vilagarcía                | 10            | 12            | 13            | 10            | 10            | 6             | 9             | 6             | 4             | 6             |
| <b>TOTAL / TOTAL</b>      | <b>17.558</b> | <b>19.182</b> | <b>19.841</b> | <b>20.018</b> | <b>19.947</b> | <b>17.389</b> | <b>17.931</b> | <b>17.860</b> | <b>18.847</b> | <b>18.580</b> |

\* Incluye cargas, descargas, tránsitos y transbordos

*Loaded, unloaded, transit and transhipped goods included*

| Autoridades Portuarias<br>Port Authorities | GASOLINA<br>PETROL |       |       |       |       | CEREALES Y SUS HARINAS<br>CEREALS AND THEIR FLOURS |       |       |       |       |
|--|--------------------|-------|-------|-------|-------|--|-------|-------|-------|-------|
|  | 2015               | 2016  | 2017  | 2018  | 2019  | 2015   | 2016  | 2017  | 2018  | 2019  |
| A Coruña                                   | 649                | 634   | 541   | 616   | 565   | 1.225  | 1.140 | 1.377 | 1.455 | 1.184 |
| Alicante                                   | -                  | -     | -     | -     | -     | 3  | 3     | 10    | 15    | 14    |
| Almería                                    | -                  | -     | -     | -     | -     | 1  | 1     | 1     | 1     | 3     |
| Avilés                                     | -                  | -     | -     | -     | -     | 4  | -     | 51    | 26    | 9     |
| Bahía de Algeciras                         | 3.488              | 4.165 | 4.985 | 3.999 | 3.957 | 1.580  | 1.438 | 1.348 | 1.427 | 1.419 |
| Bahía de Cádiz                             | -                  | -     | -     | -     | -     | 743  | 667   | 670   | 888   | 1.051 |
| Baleares                                   | 739                | 762   | 747   | 847   | 817   | 59   | 61    | 62    | 57    | 48    |
| Barcelona                                  | 2.846              | 2.396 | 3.236 | 3.681 | 3.647 | 530  | 631   | 872   | 924   | 882   |
| Bilbao                                     | 1.538              | 1.377 | 1.319 | 1.589 | 1.029 | 99   | 85    | 88    | 159   | 121   |
| Cartagena                                  | 922                | 1.097 | 1.139 | 1.184 | 760   | 2.104  | 1.946 | 2.298 | 2.559 | 2.621 |
| Castellón                                  | 1.144              | 1.045 | 892   | 1.236 | 1.245 | 331  | 214   | 162   | 244   | 302   |
| Ceuta                                      | 4                  | 5     | 5     | 4     | 4     | 6  | 6     | 6     | 4     | 4     |
| Ferrol-San Cibrao                          | 18                 | -     | -     | -     | -     | -  | -     | -     | 31    | 169   |
| Gijón                                      | 88                 | 90    | 94    | 79    | 103   | 171  | 138   | 341   | 460   | 327   |
| Huelva                                     | 1.912              | 2.035 | 1.288 | 1.927 | 1.809 | 635  | 534   | 852   | 989   | 937   |
| Las Palmas                                 | 746                | 789   | 832   | 948   | 894   | 569  | 416   | 727   | 547   | 341   |
| Málaga                                     | -                  | -     | -     | -     | -     | 302  | 500   | 559   | 576   | 556   |
| Marín y Ría de Pontevedra                  | -                  | -     | -     | -     | -     | 664  | 713   | 601   | 587   | 583   |
| Melilla                                    | 7                  | 8     | 10    | 7     | 8     | 26   | 29    | 27    | 22    | 12    |
| Motril                                     | 126                | 125   | 117   | 162   | 140   | 31   | 46    | 17    | 29    | 29    |
| Pasaia                                     | -                  | -     | -     | -     | -     | 137  | 177   | 135   | 119   | 103   |
| Sta. C. de Tenerife                        | 1.879              | 2.127 | 2.207 | 1.836 | 1.692 | 163  | 155   | 196   | 161   | 161   |
| Santander                                  | -                  | -     | -     | -     | -     | 266  | 214   | 523   | 460   | 467   |
| Sevilla                                    | -                  | -     | -     | -     | 1     | 685  | 787   | 550   | 415   | 541   |
| Tarragona                                  | 764                | 554   | 799   | 167   | 1.212 | 2.886  | 3.214 | 2.906 | 3.898 | 4.216 |

|                      |               |               |               |               |               |               |               |               |               |               |
|----------------------|---------------|---------------|---------------|---------------|---------------|---------------|---------------|---------------|---------------|---------------|
| Valencia             | 44            | 55            | 49            | 54            | 53            | 2.022         | 1.958         | 2.027         | 2.432         | 2.150         |
| Vigo                 | -             | -             | -             | -             | -             | -             | 3             | 5             | 5             | 1             |
| Vilagarcía           | -             | -             | -             | -             | -             | 217           | 127           | 177           | 157           | 175           |
| <b>TOTAL / TOTAL</b> | <b>16.915</b> | <b>17.265</b> | <b>18.260</b> | <b>18.335</b> | <b>17.936</b> | <b>15.459</b> | <b>15.201</b> | <b>16.588</b> | <b>18.648</b> | <b>18.425</b> |

\* Incluye cargas, descargas, tránsitos y transbordos  
Loaded, unloaded, transit and transhipped goods included

| Autoridades Portuarias<br>Port Authorities | MAQUINARIA, HERRAMIENTAS Y REPUESTOS<br>MACHINERY, TOOLS AND SPARES |               |               |               |               | OTROS MINERALES NO METÁLICOS<br>OTHER NON-METALLIC MINERALS |               |               |               |               |
|--|---|---------------|---------------|---------------|---------------|---|---------------|---------------|---------------|---------------|
|  | 2015  | 2016          | 2017          | 2018          | 2019          | 2015  | 2016          | 2017          | 2018          | 2019          |
| A Coruña                                   | 2   | 2             | 3             | 2             | 2             | 299   | 297           | 261           | 219           | 268           |
| Alicante                                   | 23  | 31            | 32            | 28            | 31            | 273   | 1.026         | 1.066         | 1.109         | 1.021         |
| Almería                                    | 21  | 22            | 22            | 22            | 30            | 963   | 1.086         | 1.287         | 1.676         | 2.337         |
| Avilés                                     | 23  | 25            | 15            | 25            | 10            | 282   | 323           | 353           | 333           | 352           |
| Bahía de Algeciras                         | 3.627   | 3.471         | 3.560         | 3.275         | 3.563         | 159   | 323           | 413           | 692           | 923           |
| Bahía de Cádiz                             | 53  | 23            | 35            | 45            | 31            | 125   | 129           | 225           | 118           | 100           |
| Baleares                                   | 618   | 617           | 671           | 747           | 828           | 55  | 50            | 84            | 77            | 97            |
| Barcelona                                  | 2.186   | 2.244         | 2.625         | 2.862         | 2.793         | 285   | 324           | 384           | 415           | 425           |
| Bilbao                                     | 636   | 599           | 608           | 631           | 702           | 500   | 709           | 803           | 964           | 1.065         |
| Cartagena                                  | 30  | 17            | 15            | 12            | 18            | 222   | 309           | 312           | 728           | 548           |
| Castellón                                  | 40  | 38            | 40            | 35            | 31            | 2.884   | 3.666         | 5.186         | 5.734         | 5.584         |
| Ceuta                                      | 9   | 6             | 6             | 5             | 5             | -   | -             | -             | 21            | 18            |
| Ferrol-San Cibrao                          | 82  | 121           | 127           | 126           | 50            | 4   | 12            | 5             | 13            | 29            |
| Gijón                                      | 65  | 54            | 57            | 61            | 50            | 801   | 1.121         | 1.063         | 1.106         | 964           |
| Huelva                                     | 4   | 28            | 13            | 19            | 14            | 530   | 586           | 590           | 550           | 450           |
| Las Palmas                                 | 365   | 365           | 446           | 381           | 351           | 285   | 327           | 277           | 300           | 322           |
| Málaga                                     | 33  | 29            | 28            | 39            | 46            | 169   | 170           | 170           | 201           | 206           |
| Marín y Ría de Pontevedra                  | 58  | 83            | 109           | 71            | 71            | 1   | 3             | 4             | 5             | 15            |
| Melilla                                    | 47  | 45            | 31            | 16            | 16            | 4   | 5             | 8             | 3             | 5             |
| Motril                                     | 9   | 19            | 36            | 42            | 38            | 211   | 193           | 212           | 214           | 329           |
| Pasaia                                     | 29  | 34            | 27            | 36            | 42            | 105   | 92            | 40            | 62            | 43            |
| Sta. C. de Tenerife                        | 102   | 97            | 176           | 156           | 126           | 86  | 99            | 98            | 87            | 89            |
| Santander                                  | 69  | 58            | 77            | 105           | 129           | 71  | 95            | 70            | 60            | 54            |
| Sevilla                                    | 50  | 46            | 46            | 43            | 46            | 6   | 15            | 12            | 15            | 5             |
| Tarragona                                  | 57  | 51            | 42            | 23            | 26            | 92  | 63            | 77            | 66            | 67            |
| Valencia                                   | 3.082   | 3.885         | 3.169         | 3.451         | 3.931         | 851   | 971           | 1.094         | 1.168         | 1.316         |
| Vigo                                       | 153   | 146           | 136           | 139           | 137           | 8   | 6             | 11            | 16            | 17            |
| Vilagarcía                                 | 1   | 2             | 4             | 4             | 5             | 7   | 36            | 85            | 124           | 97            |
| <b>TOTAL / TOTAL</b>                       | <b>11.474</b>   | <b>12.160</b> | <b>12.156</b> | <b>12.400</b> | <b>13.124</b> | <b>9.280</b>  | <b>12.032</b> | <b>14.190</b> | <b>16.078</b> | <b>16.745</b> |

\* Incluye cargas, descargas, tránsitos y transbordos  
Loaded, unloaded, transit and transhipped goods included

| Autoridades Portuarias<br>Port Authorities | CEMENTO Y CLINKER<br>CEMENT AND CLINKER |       |       |       |       | GAS NATURAL<br>NATURAL GAS |       |       |       |       |
|--|---|-------|-------|-------|-------|----------------------------|-------|-------|-------|-------|
|  | 2015                                    | 2016  | 2017  | 2018  | 2019  | 2015                       | 2016  | 2017  | 2018  | 2019  |
| A Coruña                                   | 263                                     | 273   | 393   | 369   | 328   | -                          | -     | -     | -     | -     |
| Alicante                                   | 873                                     | 801   | 767   | 414   | 323   | -                          | -     | -     | -     | -     |
| Almería                                    | 1.161                                   | 1.061 | 925   | 802   | 729   | -                          | -     | -     | -     | -     |
| Avilés                                     | 294                                     | 84    | -     | -     | -     | -                          | -     | -     | -     | -     |
| Bahía de Algeciras                         | 31                                      | 21    | 41    | 120   | 88    | 140                        | -     | 86    | 3     | -     |
| Bahía de Cádiz                             | 243                                     | 360   | 297   | 287   | 152   | -                          | -     | -     | -     | -     |
| Baleares                                   | 361                                     | 449   | 402   | 346   | 473   | -                          | -     | -     | -     | -     |
| Barcelona                                  | 1.380                                   | 1.504 | 1.460 | 1.277 | 1.128 | 2.580                      | 2.465 | 4.041 | 4.167 | 4.039 |
| Bilbao                                     | 646                                     | 829   | 808   | 728   | 664   | 1.701                      | 1.178 | 1.989 | 2.156 | 4.201 |
| Cartagena                                  | 284                                     | 241   | 292   | 273   | 317   | 1.094                      | 777   | 684   | 726   | 1.310 |
| Castellón                                  | 94                                      | 73    | 5     | 157   | 112   | -                          | -     | -     | -     | -     |
| Ceuta                                      | 14                                      | 10    | 9     | 16    | 12    | -                          | -     | -     | -     | -     |
| Ferrol-San Cibrao                          | 4                                       | 3     | 3     | 2     | -     | 1.088                      | 901   | 759   | 850   | 903   |
| Gijón                                      | 1.240                                   | 1.402 | 1.518 | 1.306 | 1.169 | -                          | -     | -     | -     | -     |
| Huelva                                     | 537                                     | 763   | 650   | 362   | 284   | 2.343                      | 2.585 | 3.294 | 3.162 | 3.647 |
| Las Palmas                                 | 101                                     | 121   | 120   | 158   | 160   | 1                          | 3     | 1     | -     | -     |
| Málaga                                     | 660                                     | 817   | 773   | 697   | 399   | -                          | -     | -     | -     | -     |

|                           |               |               |               |              |              |               |               |               |               |               |
|---------------------------|---------------|---------------|---------------|--------------|--------------|---------------|---------------|---------------|---------------|---------------|
| Marín y Ría de Pontevedra | 30            | -             | -             | -            | -            | -             | -             | -             | -             | -             |
| Melilla                   | 20            | 27            | 41            | 23           | 19           | -             | -             | -             | -             | -             |
| Motril                    | 17            | 19            | 28            | 28           | 1            | -             | -             | -             | -             | -             |
| Pasaia                    | 26            | 16            | 29            | 87           | 75           | -             | -             | -             | -             | -             |
| Sta. C. de Tenerife       | 191           | 210           | 205           | 241          | 218          | -             | -             | -             | -             | -             |
| Santander                 | 346           | 321           | 383           | 429          | 528          | -             | -             | -             | -             | -             |
| Sevilla                   | 50            | 150           | 237           | 255          | 247          | -             | -             | -             | -             | -             |
| Tarragona                 | 50            | 52            | 7             | 62           | 358          | -             | -             | -             | -             | -             |
| Valencia                  | 1.080         | 887           | 582           | 782          | 750          | 2.240         | 2.304         | 1.389         | 217           | 1.549         |
| Vigo                      | 281           | 226           | 257           | 267          | 298          | -             | -             | -             | -             | -             |
| Vilagarcía                | 53            | 51            | 56            | 59           | 64           | -             | -             | -             | -             | -             |
| <b>TOTAL / TOTAL</b>      | <b>10.329</b> | <b>10.771</b> | <b>10.287</b> | <b>9.548</b> | <b>8.894</b> | <b>11.187</b> | <b>10.212</b> | <b>12.242</b> | <b>11.281</b> | <b>15.650</b> |


\* Incluye cargas, descargas, tránsitos y transbordos

*Loaded, unloaded, transit and transhipped goods included*

| Autoridades Portuarias<br>Port Authorities | OTROS PRODUCTOS PETROLÍFEROS<br>OTHER PETROLEUM PRODUCTS |               |               |              |              | PAPEL Y PASTA<br>PAPER AND PULP |              |               |               |               |
|--|--|---------------|---------------|--------------|--------------|---------------------------------|--------------|---------------|---------------|---------------|
|  | 2015   | 2016          | 2017          | 2018         | 2019         | 2015                            | 2016         | 2017          | 2018          | 2019          |
| A Coruña                                   | 471  | 550           | 582           | 707          | 578          | -                               | -            | -             | -             | -             |
| Alicante                                   | -  | -             | -             | 1            | -            | 54                              | 63           | 54            | 55            | 56            |
| Almería                                    | -  | -             | -             | -            | -            | 40                              | 35           | 36            | 34            | 47            |
| Avilés                                     | 15   | 24            | 26            | -            | -            | -                               | -            | -             | -             | -             |
| Bahía de Algeciras                         | 592  | 668           | 606           | 635          | 619          | 1.808                           | 2.364        | 2.124         | 2.017         | 1.947         |
| Bahía de Cádiz                             | 2  | 2             | 2             | 2            | 2            | 1                               | 3            | 2             | 5             | 1             |
| Baleares                                   | 1  | 1             | 1             | 4            | 15           | 76                              | 78           | 79            | 78            | 72            |
| Barcelona                                  | 323  | 299           | 366           | 420          | 412          | 1.624                           | 1.750        | 2.539         | 2.988         | 2.983         |
| Bilbao                                     | 877  | 970           | 1.016         | 922          | 837          | 451                             | 413          | 431           | 444           | 419           |
| Cartagena                                  | 2.518  | 2.338         | 2.619         | 2.467        | 2.437        | 26                              | 21           | 9             | -             | -             |
| Castellón                                  | 67   | 63            | 71            | 123          | 137          | 23                              | 14           | 12            | 10            | 5             |
| Ceuta                                      | 2  | 1             | 1             | 1            | 1            | 3                               | 4            | 3             | 2             | 2             |
| Ferrol-San Cibrao                          | 1  | -             | 2             | -            | -            | 46                              | 46           | 49            | 52            | 62            |
| Gijón                                      | 7  | 6             | 9             | 9            | 7            | 4                               | 3            | 4             | 4             | 5             |
| Huelva                                     | 1.677  | 1.747         | 1.928         | 1.726        | 1.946        | -                               | 1            | 14            | 14            | 10            |
| Las Palmas                                 | 28   | 27            | 42            | 78           | 71           | 464                             | 379          | 439           | 385           | 383           |
| Málaga                                     | -  | 1             | 5             | 14           | 1            | 19                              | 13           | 28            | 42            | 32            |
| Marín y Ría de Pontevedra                  | -  | -             | -             | 1            | -            | 403                             | 378          | 400           | 395           | 407           |
| Melilla                                    | 1  | 1             | 1             | 1            | 1            | 3                               | 4            | 4             | 3             | 3             |
| Motril                                     | -  | -             | -             | -            | -            | 101                             | 104          | 90            | 69            | 72            |
| Pasaia                                     | -  | 1             | -             | -            | -            | 141                             | 152          | 153           | 181           | 185           |
| Sta. C. de Tenerife                        | 8  | 11            | 14            | 22           | 20           | 131                             | 145          | 156           | 158           | 180           |
| Santander                                  | 19   | 10            | 22            | 42           | 47           | 167                             | 166          | 177           | 203           | 199           |
| Sevilla                                    | 10   | 8             | 9             | 7            | 8            | 18                              | 18           | 6             | 5             | 16            |
| Tarragona                                  | 3.792  | 3.210         | 2.884         | 2.479        | 2.214        | 475                             | 410          | 585           | 627           | 419           |
| Valencia                                   | 68   | 91            | 120           | 128          | 449          | 3.017                           | 3.297        | 3.133         | 3.128         | 2.762         |
| Vigo                                       | 1  | 2             | 1             | 1            | 1            | 14                              | 13           | 15            | 22            | 23            |
| Vilagarcía                                 | 16   | 13            | 11            | 12           | 16           | 9                               | 8            | 12            | 7             | 13            |
| <b>TOTAL / TOTAL</b>                       | <b>10.495</b>  | <b>10.043</b> | <b>10.337</b> | <b>9.801</b> | <b>9.819</b> | <b>9.117</b>                    | <b>9.881</b> | <b>10.554</b> | <b>10.929</b> | <b>10.304</b> |

\* Incluye cargas, descargas, tránsitos y transbordos

*Loaded, unloaded, transit and transhipped goods included*



## 4 PORT TRAFFIC DEVELOPMENT

Puertos del Estado

PORT TRAFFIC DEVELOPMENT > Main goods development by types > Main goods by types and Port Authority (thousand tonnes) > First product

### 4. Port traffic development

#### 4.1. Port traffic development

#### 4.2. Port traffic distribution by littoral zones (as a percentage of the total)

#### 4.3. Variations in port traffic (million tonnes)

#### 4.4. Historical series

#### 4.5. Main goods development by types

4.5.1. Historical series main goods by types (thousand tonnes)

4.5.2. Main goods by types and Port Authority (thousand tonnes)

#### 4.5.2.A. First product

#### 4.5.2.B. Second product

#### 4.5.2.C. Third product


#### 4.6. Index number (Year 1992. Index 100)

#### 4.7. Graphics

### 4.5.2.A. Primera mercancía First product

| Autoridades Portuarias<br>Port Authorities | TOTAL MERCANCIAS<br>SEGÚN NATURALEZA (*)<br>TOTAL GOODS BY TYPES | PRIMERA MERCANCÍA<br>FIRST PRODUCT                             | TOTAL PRIMERA<br>MERCANCÍA<br>TOTAL FIRST PRODUCT | % PRIMERA MERCANCÍA<br>SOBRE EL TOTAL<br>% FIRST PRODUCT OVER<br>THE TOTAL |
|--|--|--|---|--|
| A Coruña                                   | 13.451   | Petroleo crudo<br>Crude oil                                    | 5.403   | 40,17  |
| Alicante                                   | 2.896  | Otros minerales no<br>metálicos<br>Other non-metallic minerals | 1.021   | 35,25  |
| Almería                                    | 5.558  | Otros minerales no<br>metálicos<br>Other non-metallic minerals | 2.337   | 42,05  |
| Avilés                                     | 5.088  | Productos siderúrgicos<br>Siderurgical products                | 1.166   | 22,92  |
| Bahía de Algeciras                         | 104.870  | Petroleo crudo<br>Crude oil                                    | 10.960  | 10,45  |
| Bahía de Cádiz                             | 4.330  | Cereales y sus harinas<br>Cereals and their flours             | 1.051   | 24,26  |
| Baleares                                   | 16.524   | Tara equipamiento (RO-RO)<br>Ro-ro traffic tare weights        | 6.997   | 42,35  |
| Barcelona                                  | 65.958   | Tara de contenedores<br>Containers tare weights                | 6.834   | 10,36  |
| Bilbao                                     | 35.446   | Petroleo crudo<br>Crude oil                                    | 9.523   | 26,87  |
| Cartagena                                  | 33.966   | Petroleo crudo<br>Crude oil                                    | 15.810  | 46,55  |
| Castellón                                  | 20.697   | Otros minerales no<br>metálicos<br>Other non-metallic minerals | 5.584   | 26,98  |
| Ceuta                                      | 1.729  | Fueloil<br>Fuel oil  | 674   | 38,98  |
| Ferrol-San Cibrao                          | 11.170   | Otros minerales y residuos<br>metálicos<br>Other mineral ores  | 3.985   | 35,68  |
| Gijón                                      | 17.371   | Carbón y coque de petróleo<br>Steam coal and petroleum<br>coke | 6.361   | 36,62  |
| Huelva                                     | 33.577   | Petroleo crudo<br>Crude oil                                    | 9.719   | 28,95  |
| Las Palmas                                 | 24.169   | Gasoil<br>Gas oil  | 4.139   | 17,13  |
| Málaga                                     | 3.482  | Cereales y sus harinas<br>Cereals and their flours             | 556   | 15,97  |
| Marín y Ría de Pontevedra                  | 2.438  | Cereales y sus harinas<br>Cereals and their flours             | 583   | 23,93  |
| Melilla                                    | 859  | Tara equipamiento (RO-RO)<br>Ro-ro traffic tare weights        | 355   | 41,38  |
| Motril                                     | 2.737  | Gasoil<br>Gas oil  | 989   | 36,15  |
| Pasaia                                     | 3.198  | Productos siderúrgicos<br>Siderurgical products                | 1.419   | 44,39  |
| Sta. C. de Tenerife                        | 12.399   | Gasolina<br>Petrol   | 1.692   | 13,64  |
| Santander                                  | 6.557  | Productos químicos<br>Chemical products                        | 820   | 12,50  |
| Sevilla                                    | 4.356  | Productos siderúrgicos<br>Siderurgical products                | 625   | 14,34  |
| Tarragona                                  | 32.600   | Petroleo crudo<br>Crude oil                                    | 9.722   | 29,82  |
| Valencia                                   | 80.728   | Tara de contenedores<br>Containers tare weights                | 11.093  | 13,74  |
| Vigo                                       | 4.165  | Vehículos y sus piezas<br>Motor vehicles and parts             | 840   | 20,17  |
| Vilagarcía                                 | 1.315  | Maderas y Corcho<br>Woods and cork                             | 187   | 14,19  |
| <b>TOTAL</b>                               | <b>551.635</b>   |  | <b>120.446</b>                                    | <b>21,83</b>   |

\* No incluye transbordo, pesca, avituallamiento ni tráfico interior  
*Transshipment, fish captures, supplies and local traffic not included*



## 4 PORT TRAFFIC DEVELOPMENT

PORT TRAFFIC DEVELOPMENT > Main goods development by types > Main goods by types and Port Authority (thousand tonnes) > Second product

### 4. Port traffic development

#### 4.1. Port traffic development

#### 4.2. Port traffic distribution by littoral zones (as a percentage of the total)

#### 4.3. Variations in port traffic (million tonnes)

#### 4.4. Historical series

#### 4.5. Main goods development by types

##### 4.5.1. Historical series main goods by types (thousand tonnes)

##### 4.5.2. Main goods by types and Port Authority (thousand tonnes)

##### 4.5.2.A. First product

##### 4.5.2.B. Second product

##### 4.5.2.C. Third product

#### 4.6. Index number (Year 1992. Index 100)

#### 4.7. Graphics


### 4.5.2.B. Segunda mercancía Second product

| Autoridades Portuarias<br>Port Authorities | TOTAL MERCANCIAS<br>SEGÚN NATURALEZA (*)<br>TOTAL GOODS BY TYPES | PRIMERA MERCANCÍA<br>FIRST PRODUCT   | TOTAL PRIMERA<br>MERCANCÍA<br>TOTAL FIRST PRODUCT | % PRIMERA MERCANCÍA<br>SOBRE EL TOTAL<br>% FIRST PRODUCT OVER<br>THE TOTAL |
|--|--|--|---|--|
| A Coruña                                   | 13.451   | Cereales y sus harinas<br>Cereals and their flours                             | 1.184   | 8,80   |
| Alicante                                   | 2.896  | Tara de contenedores<br>Containers tare weights                                | 375   | 12,94  |
| Almería                                    | 5.558  | Carbón y coque de petróleo<br>Steam coal and petroleum<br>coke                 | 1.337   | 24,06  |
| Avilés                                     | 5.088  | Otros minerales y residuos<br>metálicos<br>Other mineral ores                  | 1.092   | 21,47  |
| Bahía de Algeciras                         | 104.870  | Fueloil<br>Fuel oil  | 10.837  | 10,33  |
| Bahía de Cádiz                             | 4.330  | Asfalto<br>Asphalt   | 979   | 22,61  |
| Baleares                                   | 16.524   | Otros productos<br>alimenticios<br>Other foods                                 | 1.718   | 10,40  |
| Barcelona                                  | 65.958   | Productos químicos<br>Chemical products  | 6.330   | 9,60   |
| Bilbao                                     | 35.446   | Gas natural<br>Natural gas   | 4.201   | 11,85  |
| Cartagena                                  | 33.966   | Cereales y sus harinas<br>Cereals and their flours                             | 2.621   | 7,72   |
| Castellón                                  | 20.697   | Petroleo crudo<br>Crude oil  | 5.015   | 24,23  |
| Ceuta                                      | 1.729  | Tara equipamiento (RO-RO)<br>Ro-ro traffic tare weights                        | 446   | 25,79  |
| Ferrol-San Cibrao                          | 11.170   | Carbón y coque de petróleo<br>Steam coal and petroleum<br>coke                 | 2.163   | 19,36  |
| Gijón                                      | 17.371   | Mineral de Hierro<br>Iron ore  | 5.736   | 33,02  |
| Huelva                                     | 33.577   | Gas natural<br>Natural gas   | 3.647   | 10,86  |
| Las Palmas                                 | 24.169   | Otros productos<br>alimenticios<br>Other foods                                 | 2.776   | 11,49  |
| Málaga                                     | 3.482  | Otros productos<br>alimenticios<br>Other foods                                 | 468   | 13,44  |
| Marín y Ría de Pontevedra                  | 2.438  | Papel y pasta<br>Paper and pulp  | 407   | 16,69  |
| Melilla                                    | 859  | Resto de mercancías<br>Other goods   | 78  | 9,04   |
| Motril                                     | 2.737  | Otros minerales no<br>metálicos<br>Other non-metallic minerals                 | 329   | 12,04  |
| Pasaia                                     | 3.198  | Vehículos y sus piezas<br>Motor vehicles and parts                             | 449   | 14,03  |
| Sta. C. de Tenerife                        | 12.399   | Tara equipamiento (RO-RO)<br>Ro-ro traffic tare weights                        | 1.685   | 13,59  |
| Santander                                  | 6.557  | Vehículos y sus piezas<br>Motor vehicles and parts                             | 758   | 11,55  |
| Sevilla                                    | 4.356  | Abonos naturales y<br>artificiales<br>Natural and artificial<br>fertilizers    | 580   | 13,31  |
| Tarragona                                  | 32.600   | Cereales y sus harinas<br>Cereals and their flours                             | 4.216   | 12,93  |
| Valencia                                   | 80.728   | Materiales de construcción<br>elaborados<br>Manufactured building<br>materials | 9.800   | 12,14  |
| Vigo                                       | 4.165  | Pescados congelados y  | 563   | 13,53  |

|              |                | refrigerados<br><i>Chilled and frozen fish</i>            |               |              |
|--------------|----------------|---|---------------|--------------|
| Vilagarcía   | 1.315          | Cereales y sus harinas<br><i>Cereals and their flours</i> | 175           | 13,32        |
| <b>TOTAL</b> | <b>551.635</b> |   | <b>69.962</b> | <b>12,68</b> |

\* No incluye transbordo, pesca, avituallamiento ni tráfico interior  
*Transshipment, fish captures, supplies and local traffic not included*





## 4 PORT TRAFFIC DEVELOPMENT

Puertos del Estado

PORT TRAFFIC DEVELOPMENT > Main goods development by types > Main goods by types and Port Authority (thousand tonnes) > Third product

### 4. Port traffic development

#### 4.1. Port traffic development

#### 4.2. Port traffic distribution by littoral zones (as a percentage of the total)

#### 4.3. Variations in port traffic (million tonnes)

#### 4.4. Historical series

#### 4.5. Main goods development by types

##### 4.5.1. Historical series main goods by types (thousand tonnes)

##### 4.5.2. Main goods by types and Port Authority (thousand tonnes)

##### 4.5.2.A. First product

##### 4.5.2.B. Second product

##### 4.5.2.C. Third product


#### 4.6. Index number (Year 1992. Index 100)

#### 4.7. Graphics

### 4.5.2.C. Tercera mercancía Third product

| Autoridades Portuarias<br>Port Authorities | TOTAL MERCANCIAS<br>SEGÚN SU NATURALEZA<br>TOTAL GOODS BY TYPES | TOTAL MERCANCÍA<br>THIRD PRODUCT   | TOTAL TERCERA<br>MERCANCÍA<br>TOTAL THIRD PRODUCT | % TERCERA MERCANCÍA<br>SOBRE EL TOTAL<br>% THIRD PRODUCT OVER<br>THE TOTAL |
|--|---|--|---|--|
| A Coruña                                   | 13.451  | Pienso y forrajes<br><i>Animal feed and fodder</i>                                     | 992   | 7,38   |
| Alicante                                   | 2.896   | Cemento y clínker<br><i>Cement and clinker</i>   | 323   | 11,17  |
| Almería                                    | 5.558   | Cemento y clínker<br><i>Cement and clinker</i>   | 729   | 13,12  |
| Avilés                                     | 5.088   | Productos químicos<br><i>Chemical products</i>   | 782   | 15,37  |
| Bahía de Algeciras                         | 104.870   | Tara de contenedores<br><i>Containers tare weights</i>                                 | 10.514  | 10,03  |
| Bahía de Cádiz                             | 4.330   | Biocombustibles<br><i>Biofuel</i>  | 354   | 8,17   |
| Baleares                                   | 16.524  | Resto de mercancías<br><i>Other goods</i>  | 1.427   | 8,63   |
| Barcelona                                  | 65.958  | Resto de mercancías<br><i>Other goods</i>  | 4.983   | 7,56   |
| Bilbao                                     | 35.446  | Productos siderúrgicos<br><i>Siderurgical products</i>                                 | 2.828   | 7,98   |
| Cartagena                                  | 33.966  | Gasoil<br><i>Gas oil</i>   | 2.560   | 7,54   |
| Castellón                                  | 20.697  | Materiales de construcción<br>elaborados<br><i>Manufactured building<br/>materials</i> | 1.725   | 8,33   |
| Ceuta                                      | 1.729   | Resto de mercancías<br><i>Other goods</i>  | 217   | 12,54  |
| Ferrol-San Cibrao                          | 11.170  | Productos químicos<br><i>Chemical products</i>   | 1.667   | 14,92  |
| Gijón                                      | 17.371  | Cemento y clínker<br><i>Cement and clinker</i>   | 1.169   | 6,73   |
| Huelva                                     | 33.577  | Biocombustibles<br><i>Biofuel</i>  | 2.930   | 8,73   |
| Las Palmas                                 | 24.169  | Fueloil<br><i>Fuel oil</i>   | 2.645   | 10,94  |
| Málaga                                     | 3.482   | Tara de contenedores<br><i>Containers tare weights</i>                                 | 446   | 12,82  |
| Marín y Ría de Pontevedra                  | 2.438   | Pienso y forrajes<br><i>Animal feed and fodder</i>                                     | 270   | 11,06  |
| Melilla                                    | 859   | Otros productos<br>alimenticios<br><i>Other foods</i>                                  | 77  | 9,02   |
| Motril                                     | 2.737   | Tara equipamiento (RO-RO)<br><i>Ro-ro traffic tare weights</i>                         | 280   | 10,24  |
| Pasaia                                     | 3.198   | Chatarra de hierro<br><i>Scrap iron</i>  | 207   | 6,47   |
| Sta. C. de Tenerife                        | 12.399  | Fueloil<br><i>Fuel oil</i>   | 1.428   | 11,52  |
| Santander                                  | 6.557   | Cemento y clínker<br><i>Cement and clinker</i>   | 528   | 8,06   |
| Sevilla                                    | 4.356   | Chatarra de hierro<br><i>Scrap iron</i>  | 548   | 12,59  |
| Tarragona                                  | 32.600  | Fueloil<br><i>Fuel oil</i>   | 2.591   | 7,95   |
| Valencia                                   | 80.728  | Productos químicos<br><i>Chemical products</i>   | 7.879   | 9,76   |
| Vigo                                       | 4.165   | Materiales de construcción<br>elaborados<br><i>Manufactured building<br/>materials</i> | 556   | 13,35  |
| Vilagarcía                                 | 1.315   | Otros productos<br>metalúrgicos<br><i>Other metallurgical products</i>                 | 147   | 11,17  |

\* No incluye transbordo, pesca avituallamiento ni tráfico interior  
*Transshipment, fish captures, supplies and local traffic not included*



PORT TRAFFIC DEVELOPMENT > Index number (Year 1992. Index 100)

4. Port traffic development

4.1. Port traffic development

4.2. Port traffic distribution by littoral zones (as a percentage of the total)

4.3. Variations in port traffic (million tonnes)

4.4. Historical series

4.5. Main goods development by types

4.6. Index number (Year 1992. Index 100)

4.7. Graphics

4.6. Números índices (Año 1992. Índice 100)  
Index number (1992. Index 100)


|  | 2004  | 2005  | 2006  | 2007  | 2008  | 2009  | 2010  | 2011  | 2012  | 2013  | 2014  | 2015  | 2016  | 2017  | 2018  | 2019  |
|--|-------|-------|-------|-------|-------|-------|-------|-------|-------|-------|-------|-------|-------|-------|-------|-------|
| Tráfico portuario total<br><i>Total traffic</i>                              | 162   | 175   | 182   | 191   | 187   | 163   | 171   | 181   | 188   | 181   | 190   | 198   | 201   | 215   | 223   | 223   |
| Graneles líquidos<br><i>Liquid bulk</i>                                      | 116   | 123   | 125   | 126   | 129   | 120   | 125   | 126   | 129   | 127   | 135   | 141   | 140   | 149   | 151   | 157   |
| Productos petrolíferos<br><i>Petrol products</i>                             | 111   | 116   | 116   | 117   | 117   | 107   | 111   | 115   | 117   | 121   | 125   | 137   | 138   | 144   | 145   | 145   |
| Graneles sólidos<br><i>Solid bulk</i>  | 158   | 171   | 170   | 176   | 152   | 119   | 118   | 119   | 133   | 121   | 135   | 144   | 138   | 152   | 154   | 136   |
| Mercancía general total<br><i>General cargo</i>                              | 287   | 313   | 347   | 376   | 382   | 331   | 357   | 400   | 410   | 400   | 408   | 420   | 442   | 473   | 501   | 513   |
| Mercancía general en contenedores<br><i>General cargo in containers</i>      | 387   | 425   | 469   | 520   | 542   | 477   | 516   | 589   | 605   | 578   | 580   | 594   | 628   | 677   | 712   | 728   |
| Pesca capturada<br><i>Fish captures</i>                                      | 58    | 57    | 61    | 57    | 53    | 61    | 59    | 59    | 58    | 58    | 58    | 54    | 57    | 60    | 55    | 51    |
| Avituallamiento<br><i>Supplies</i>   | 138   | 144   | 147   | 151   | 149   | 144   | 141   | 152   | 144   | 136   | 139   | 140   | 142   | 139   | 142   | 138   |
| Tráfico interior<br><i>Local traffic</i>                                     | 51    | 52    | 67    | 67    | 62    | 52    | 56    | 50    | 58    | 53    | 61    | 60    | 56    | 46    | 43    | 39    |
| Mercancías en tránsito<br><i>Goods in transit</i>                            | 1.268 | 1.464 | 1.680 | 1.926 | 2.117 | 1.883 | 1.772 | 2.042 | 2.112 | 2.075 | 2.504 | 2.565 | 2.645 | 2.970 | 3.203 | 3.345 |
| Tráfico ro-ro<br><i>Ro-ro traffic</i>  | 213   | 230   | 256   | 265   | 254   | 227   | 237   | 247   | 248   | 264   | 286   | 304   | 325   | 345   | 373   | 391   |
| Contenedores TEUS<br><i>TEUS</i>   | 359   | 390   | 426   | 466   | 471   | 415   | 443   | 492   | 498   | 491   | 502   | 505   | 536   | 564   | 608   | 619   |
| Buques (número)<br><i>Ships (number)</i>                                     | 122   | 124   | 127   | 137   | 129   | 120   | 128   | 148   | 141   | 137   | 146   | 155   | 160   | 164   | 176   | 181   |
| Buques (G.T.)<br><i>Ships (thousands GTs)</i>                                | 273   | 292   | 317   | 352   | 360   | 356   | 384   | 413   | 412   | 403   | 425   | 457   | 480   | 487   | 506   | 525   |
| Pasajeros totales<br><i>Passengers</i>                                       | 154   | 158   | 167   | 179   | 179   | 173   | 180   | 187   | 183   | 196   | 200   | 212   | 222   | 232   | 246   | 256   |
| Pasajeros de crucero<br><i>Cruise passengers</i>                             | 735   | 837   | 846   | 1.041 | 1.217 | 1.254 | 1.486 | 1.659 | 1.572 | 1.587 | 1.595 | 1.789 | 1.799 | 1.920 | 2.104 | 2.206 |
| Total cabotaje<br><i>Total cabotage traffic</i>                              | -     | 137   | 136   | 754   | 134   | 120   | 126   | 130   | 126   | 123   | 126   | 135   | 144   | 150   | 151   | 151   |
| Total exterior<br><i>Total foreign traffic</i>                               | -     | 194   | 206   | 215   | 213   | 184   | 193   | 205   | 217   | 209   | 221   | 229   | 230   | 249   | 259   | 260   |
| Total embarcadas<br><i>Total loaded</i>                                      | 154   | 164   | 173   | 185   | 192   | 175   | 189   | 212   | 229   | 228   | 240   | 245   | 254   | 267   | 277   | 280   |
| Total desembarcadas<br><i>Total unloaded</i>                                 | 166   | 180   | 187   | 193   | 184   | 157   | 162   | 165   | 167   | 158   | 166   | 175   | 175   | 190   | 196   | 195   |
| Petróleo crudo<br><i>Crude oil</i>   | 104   | 105   | 105   | 102   | 107   | 94    | 101   | 95    | 105   | 104   | 106   | 116   | 116   | 117   | 121   | 118   |
| Carbón y coque de petróleo<br><i>Steam coal and petroleum coke</i>           | 253   | 265   | 252   | 256   | 222   | 178   | 153   | 180   | 234   | 168   | 196   | 222   | 181   | 221   | 200   | 135   |
| Gas Natural<br><i>Natural gas</i>  | 307   | 379   | 418   | 409   | 485   | 445   | 459   | 400   | 379   | 301   | 347   | 249   | 227   | 272   | 251   | 348   |
| Productos siderúrgicos<br><i>Siderurgical products</i>                       | 187   | 194   | 239   | 253   | 232   | 160   | 187   | 198   | 221   | 176   | 230   | 233   | 240   | 239   | 252   | 249   |
| Abonos naturales y artificiales<br><i>Natural and artificial fertilizers</i> | 92    | 93    | 99    | 106   | 93    | 79    | 102   | 111   | 114   | 124   | 135   | 146   | 151   | 164   | 170   | 158   |
| Productos químicos<br><i>Chemical products</i>                               | 148   | 178   | 201   | 217   | 208   | 203   | 233   | 242   | 251   | 248   | 251   | 267   | 280   | 298   | 329   | 334   |
| Cemento y clínker<br><i>Cement and clinker</i>                               | 194   | 209   | 230   | 247   | 155   | 103   | 79    | 73    | 88    | 100   | 111   | 110   | 114   | 109   | 101   | 94    |
| Cereales y sus   | 178   | 263   | 238   | 271   | 265   | 263   | 205   | 254   | 297   | 260   | 293   | 312   | 307   | 335   | 377   | 372   |

harinas  
*Cereals and their  
flours*

---

|  |     |     |     |     |     |     |     |     |     |     |     |     |     |     |     |       |
|--|-----|-----|-----|-----|-----|-----|-----|-----|-----|-----|-----|-----|-----|-----|-----|-------|
| Frutas, hortalizas y legumbres<br><i>Fruits and vegetables</i>             | 157 | 210 | 234 | 238 | 220 | 215 | 208 | 304 | 306 | 319 | 332 | 340 | 399 | 399 | 450 | 469   |
| Maquinaria, herramientas y repuestos<br><i>Machinery, tools and spares</i> | 270 | 413 | 487 | 579 | 618 | 451 | 541 | 823 | 862 | 843 | 909 | 884 | 937 | 937 | 956 | 1.012 |
| Automóviles y sus piezas<br><i>Motor vehicles and parts</i>                | 112 | 137 | 155 | 174 | 153 | 109 | 128 | 179 | 173 | 181 | 187 | 212 | 242 | 245 | 261 | 260   |

---



PORT TRAFFIC DEVELOPMENT > Graphics > Port traffic development graphics

### 4. Port traffic development

#### 4.1. Port traffic development

#### 4.2. Port traffic distribution by littoral zones (as a percentage of the total)

#### 4.3. Variations in port traffic (million tonnes)

#### 4.4. Historical series

#### 4.5. Main goods development by types

#### 4.6. Index number (Year 1992. Index 100)

#### 4.7. Graphics

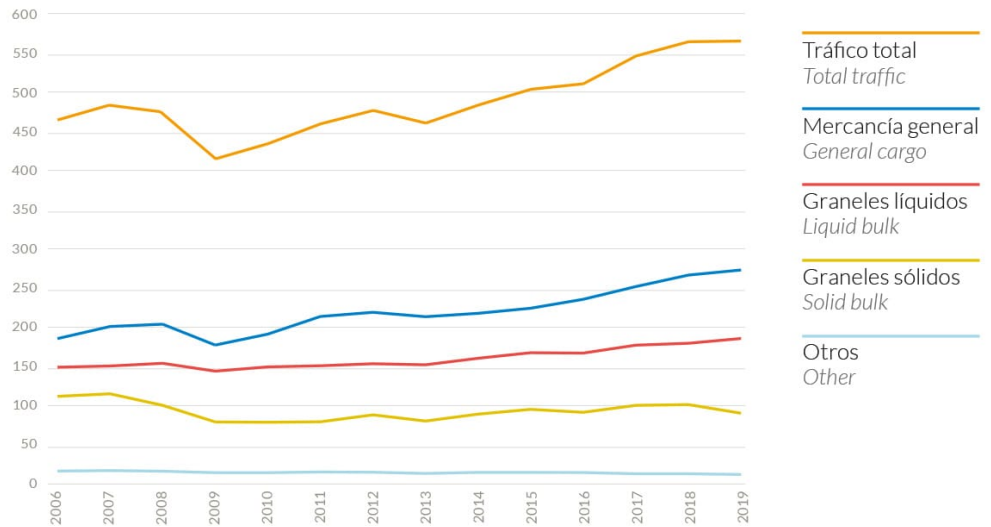
#### 4.7.1. Port traffic development graphics

#### 4.7.2. Other graphics

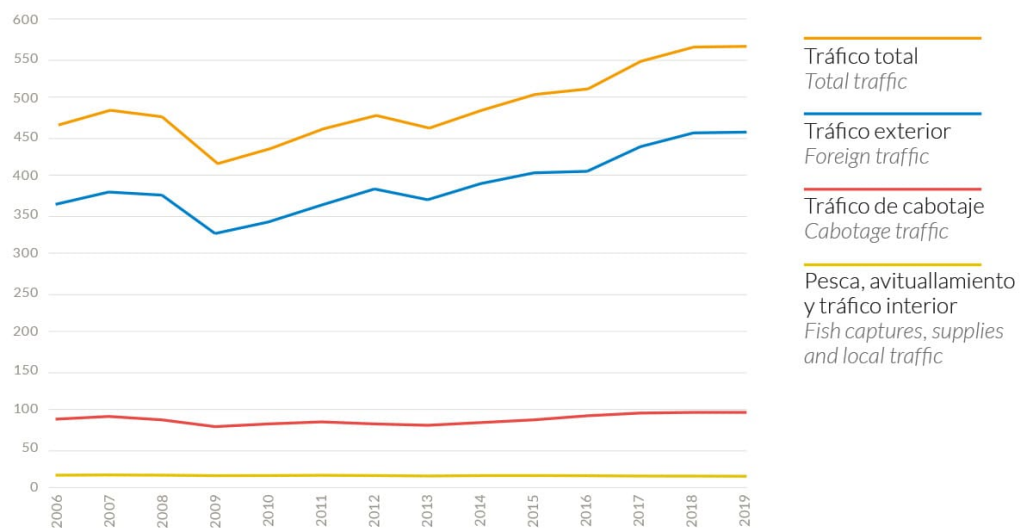
### 4.7.1. Gráficos de evolución histórica

*Port traffic development graphics*

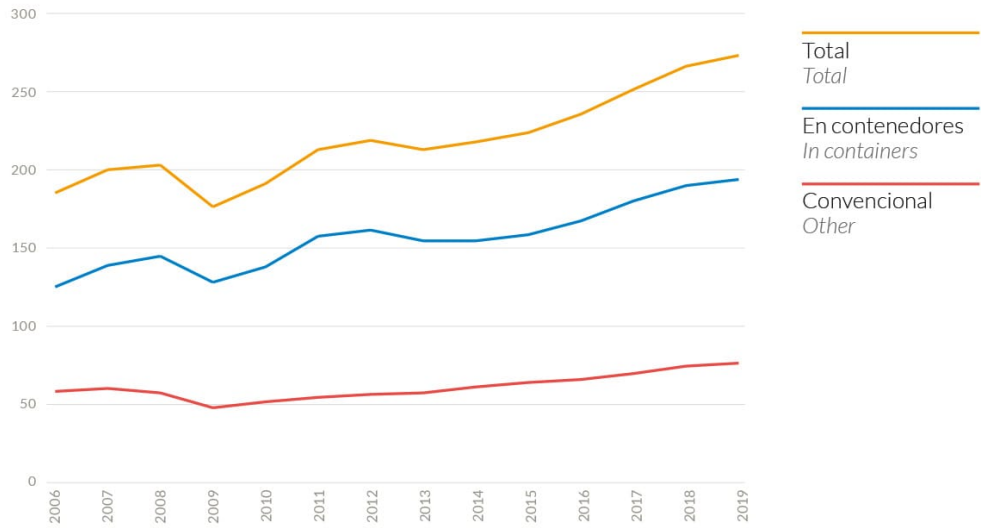
**Evolución del tráfico / Traffic evolution**  
(en millones de toneladas / million tonnes)



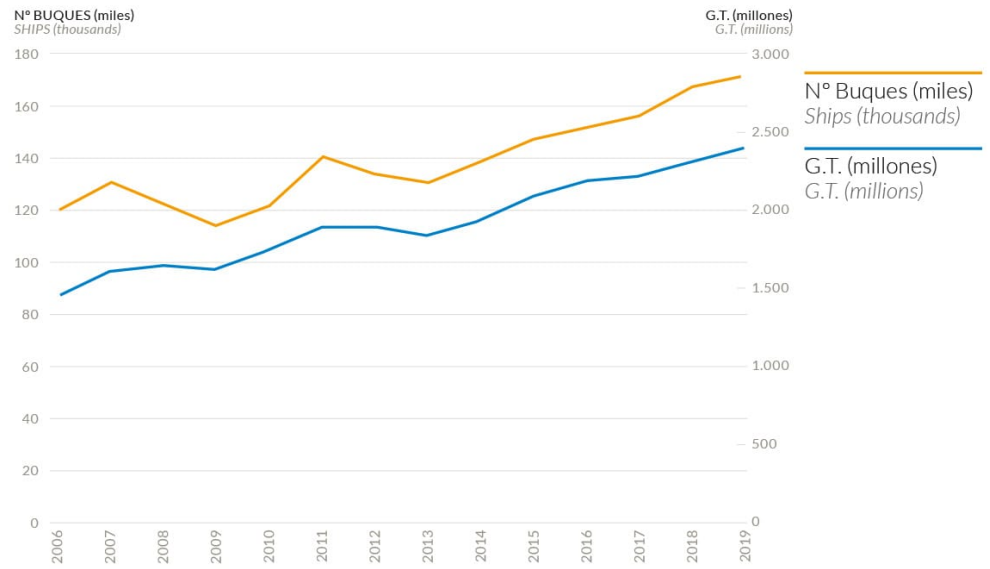
**Evolución del tráfico portuario por tipo de navegación /**  
*Port traffic evolution by navigation types*  
(en millones de toneladas / million tonnes)



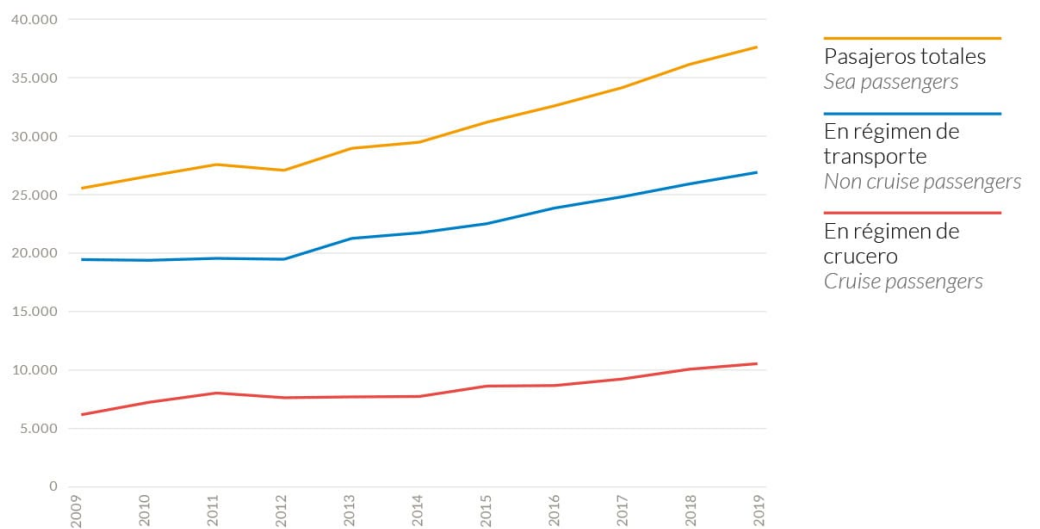
**Mercancía general / General cargo**  
(en millones de toneladas / million tonnes)



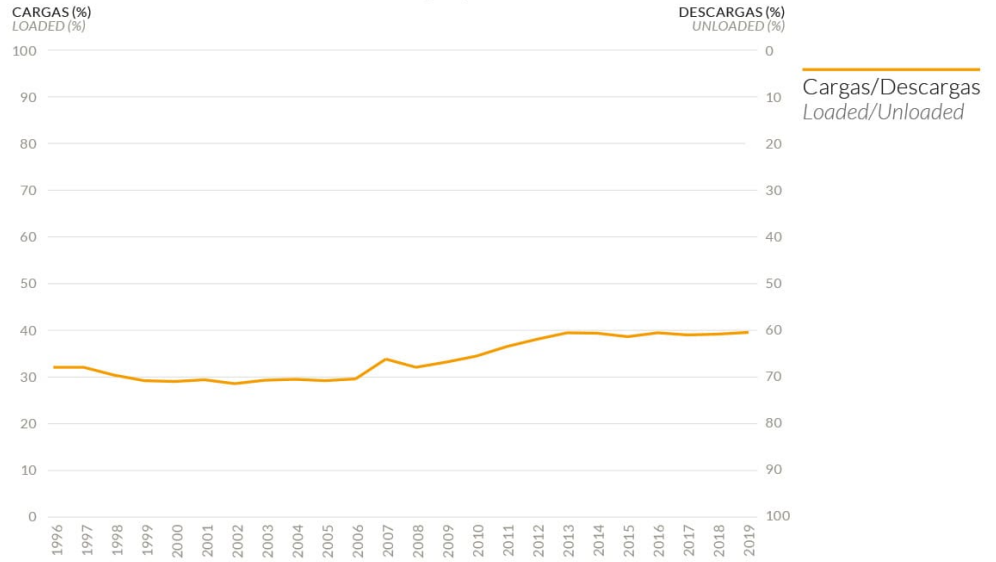
**Buques / Ships**



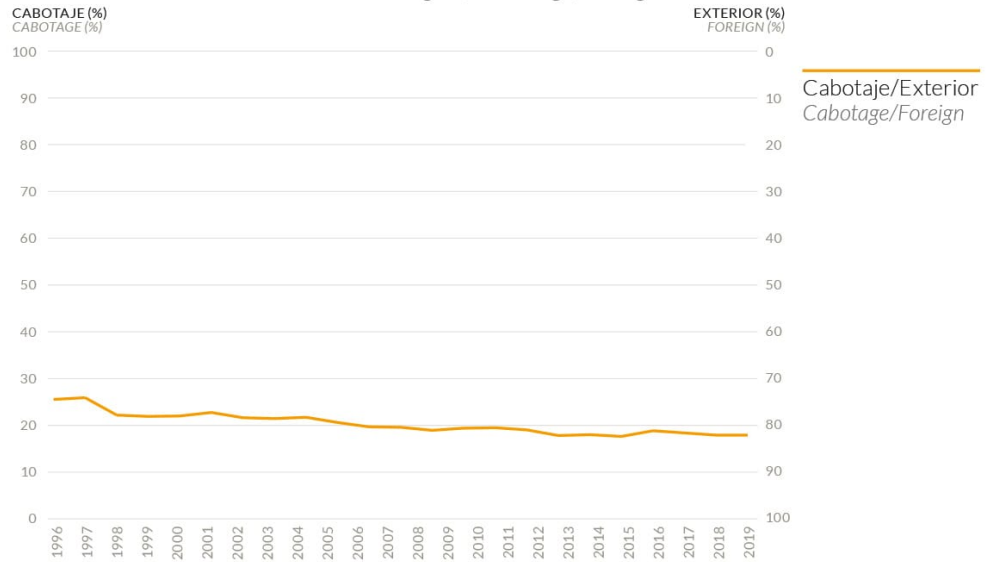
**Pasajeros / Passengers**  
(en miles / thousands)



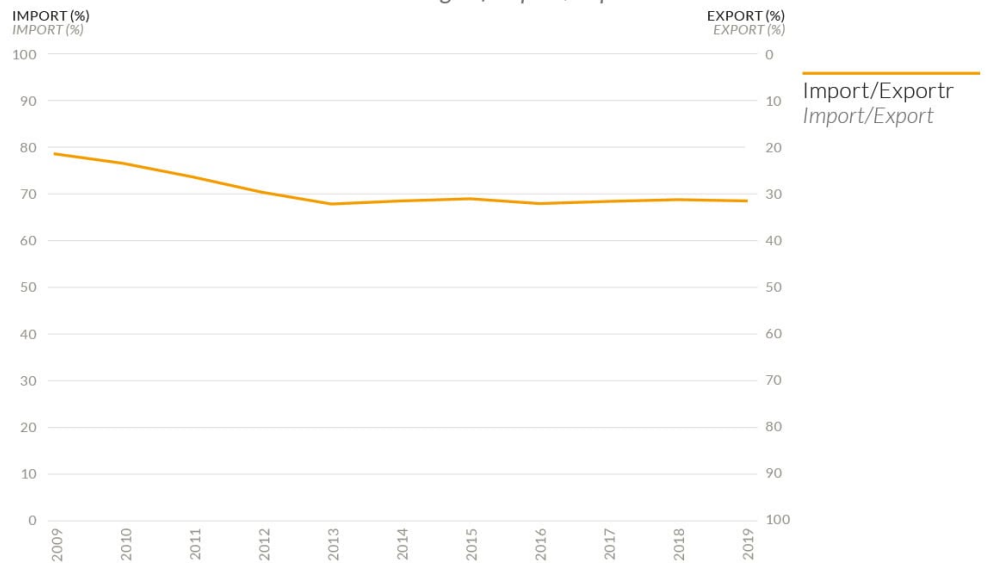
**Porcentaje de Cargas/Descargas /  
Percentage of Loaded/Unloaded**



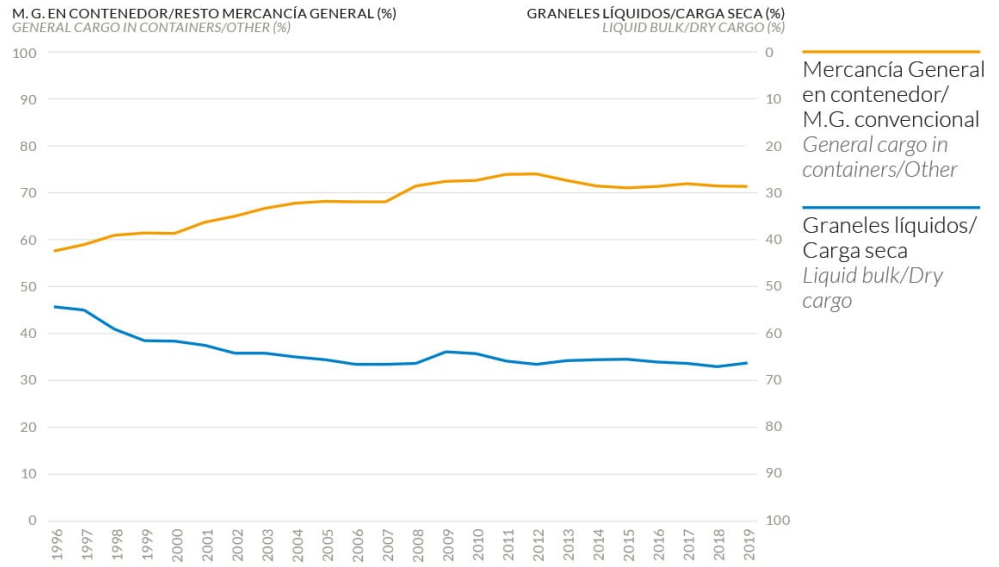
**Porcentaje de Cabotaje/Exterior /  
Percentage of Cabotage/Foreign**



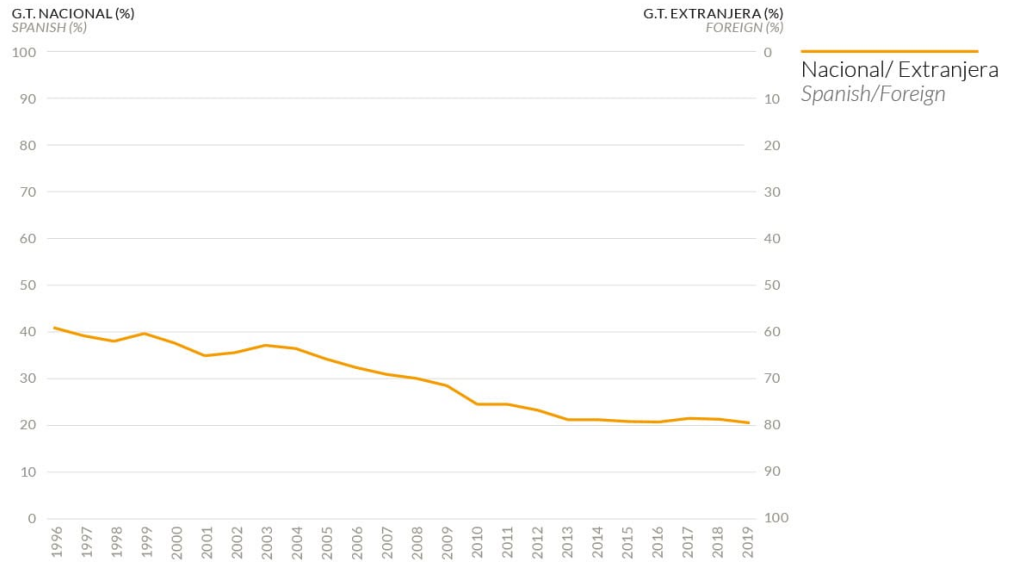
**Porcentaje de Import/Export /  
Percentage of Import/Export**




**Porcentaje de Mercancía general en contenedor/conventional y Graneles líquidos/Carga seca /**  
**Percentage of General cargo in containers/Other and Liquid bulk/Dry cargo**



**Porcentaje de G.T. por bandera del buque /**  
**Percentage of gt by flag ship**







PORT TRAFFIC DEVELOPMENT > Graphics > Other graphics

4. Port traffic development

4.1. Port traffic development

4.2. Port traffic distribution by littoral zones (as a percentage of the total)

4.3. Variations in port traffic (million tonnes)

4.4. Historical series

4.5. Main goods development by types

4.6. Index number (Year 1992. Index 100)

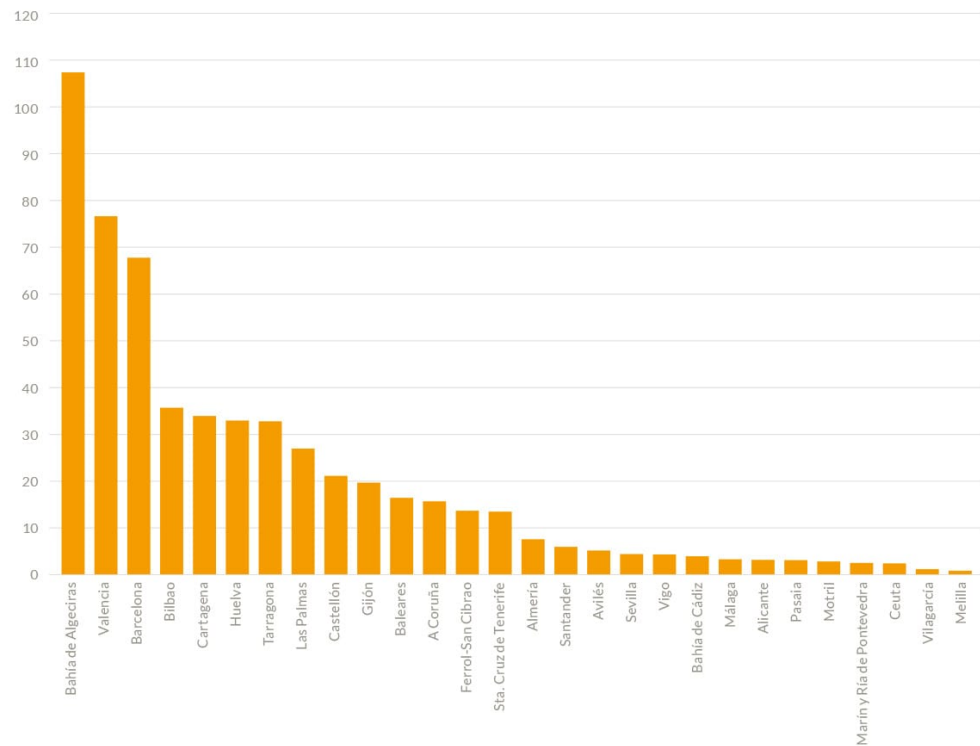
4.7. Graphics

4.7.1. Port traffic development graphics

4.7.2. Other graphics

**4.7.2. Otros gráficos**  
*Other graphics*

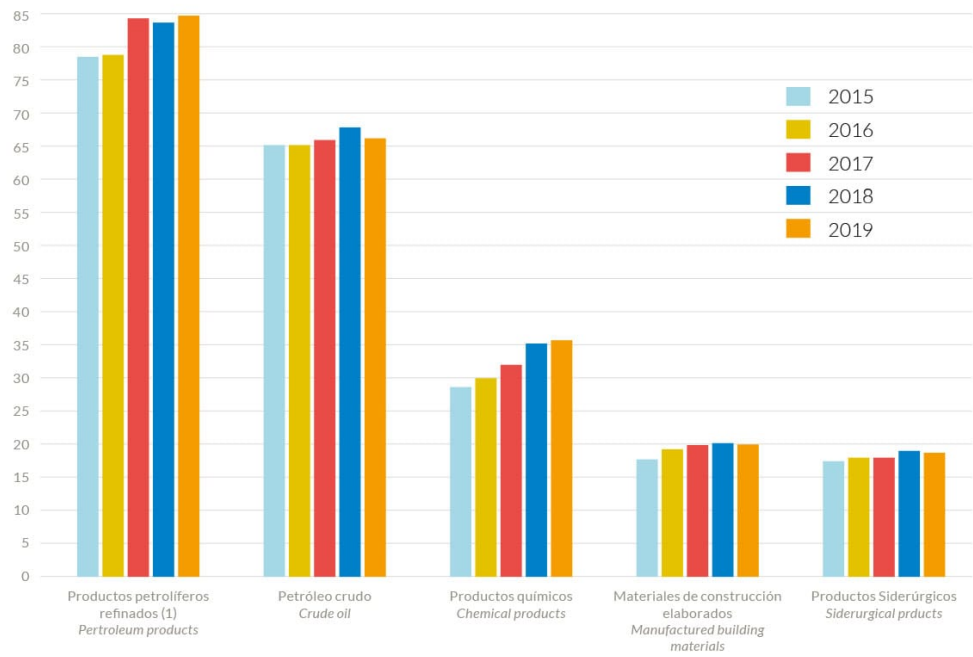
**Tráfico total de las Autoridades Portuarias /**  
*Total traffic by Port Authorities*  
(en millones de toneladas / million tonnes)



## Principales mercancías según su naturaleza /

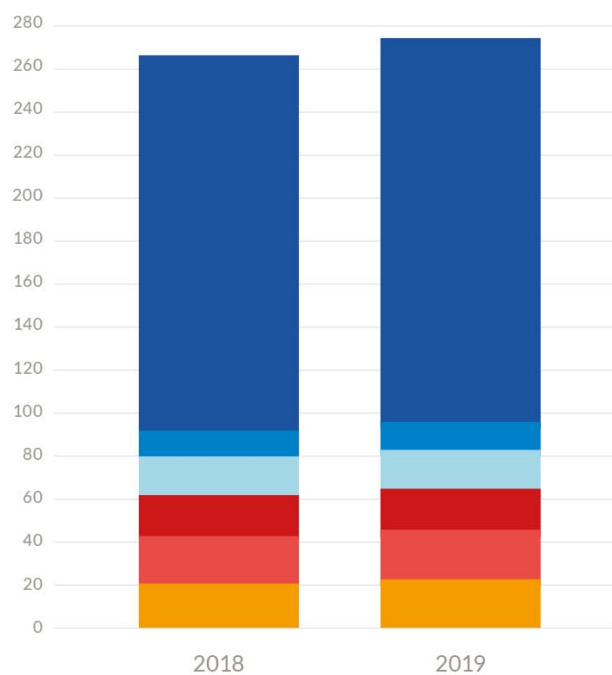
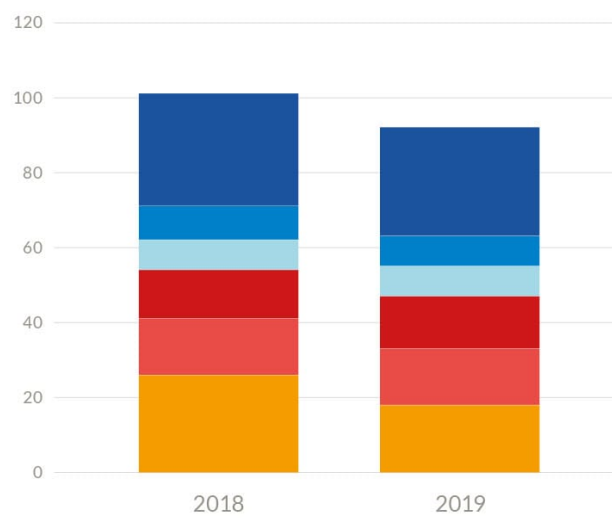
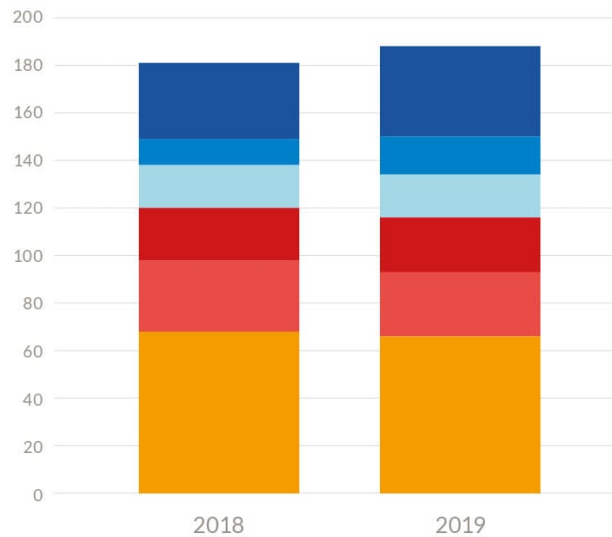
Main goods by types

(en millones de toneladas / million tonnes)

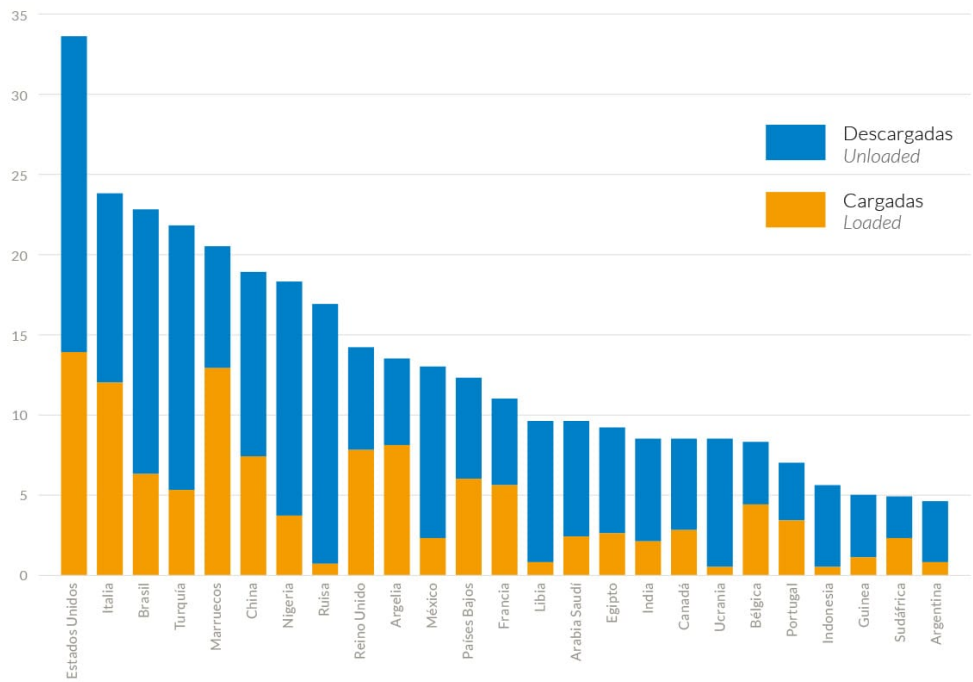


(1) Incluye fueloil, gasoil, gasolina, asfalto, otros productos petrolíferos y gases energéticos del petróleo.  
Fuel oil, gas oil, asphalt, other petroleum and energetic petroleum gases included.

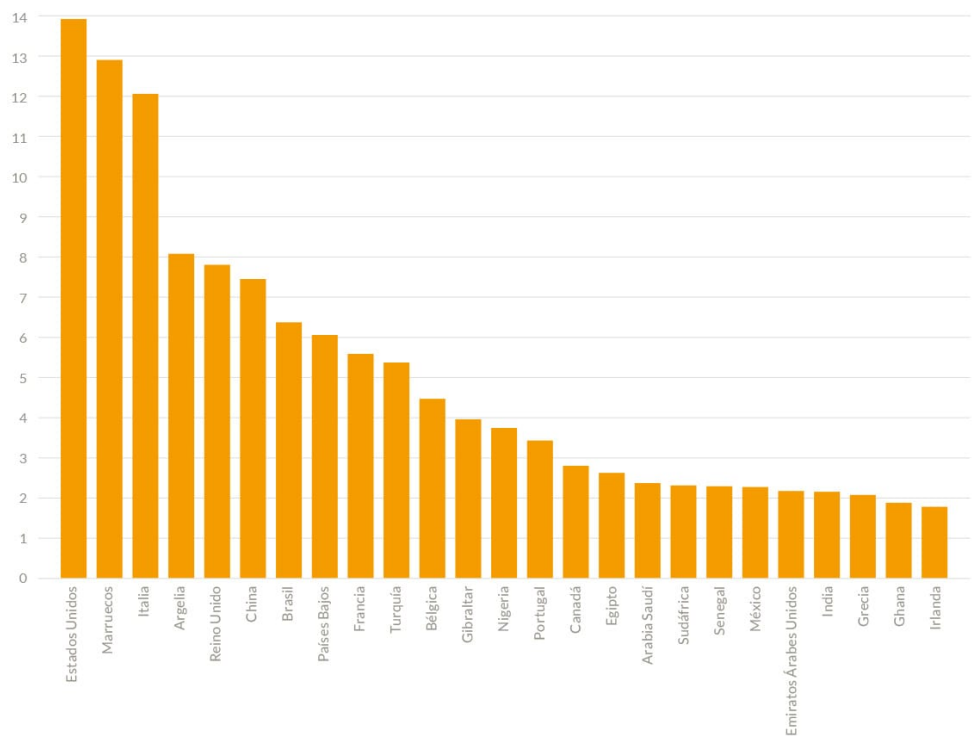
**Principales mercancías, según su naturaleza y presentación /**  
*Main goods by types and type of cargo*  
 (en millones de toneladas / million tonnes)



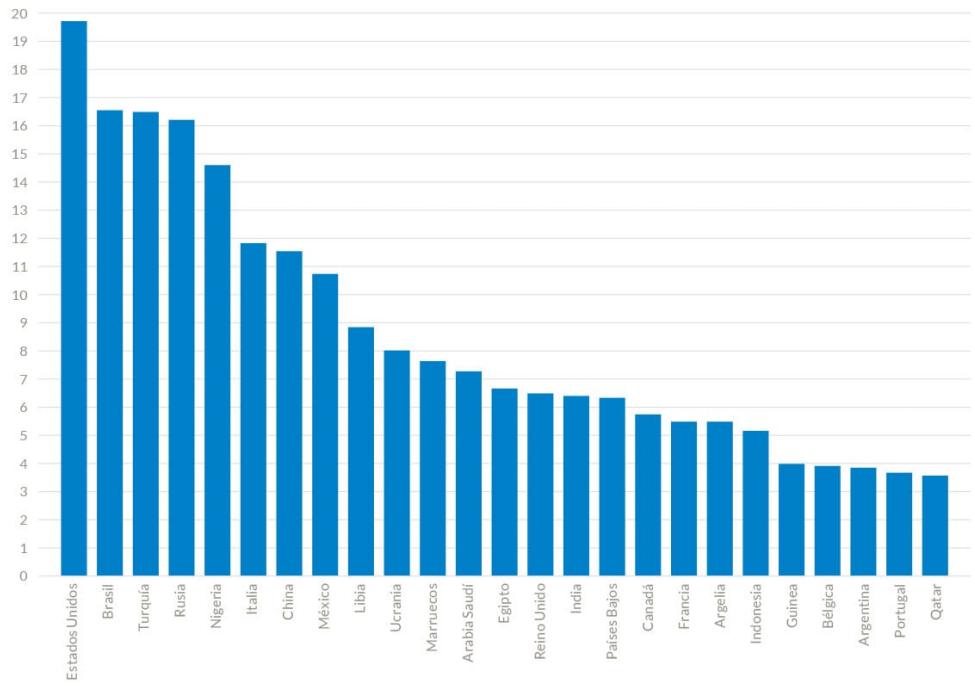
**Países de origen y destino de las mercancías (excluida España) /**  
*Goods by countries (Spain excluded)*  
 (en millones de toneladas / million tonnes)



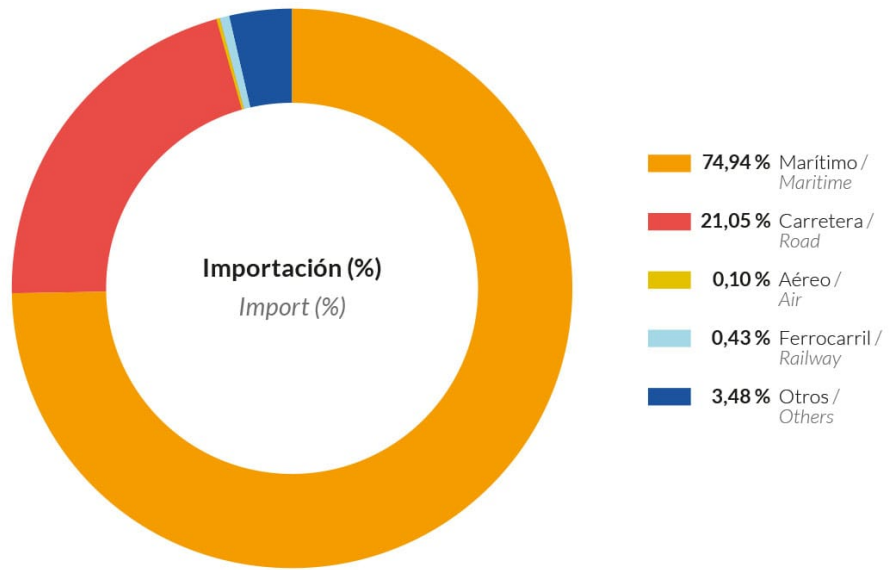
**Países de origen y destino de las mercancías (excluida España) - Cargadas /**  
*Goods by countries (Spain excluded) - Loaded*  
 (en millones de toneladas / million tonnes)



**Países de origen y destino de las mercancías (excluida España) - Descargadas /  
Goods by countries (Spain excluded) - Unloaded**  
(en millones de toneladas / million tonnes)

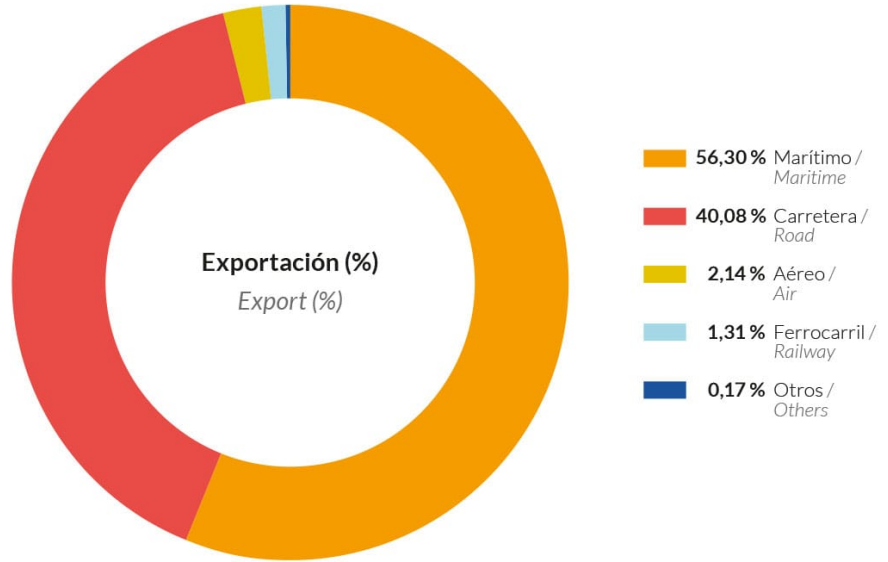


**Importación / Import**



Fuente: Agencia Tributaria

Exportación / Export



Fuente: Agencia Tributaria

5. Investments

5.1. Investments 2019

5.1.1. Investments by Port Authorities

5.1.2. Investments by objectives

5.1.3. List of constructions in course with a budget over 6 million euros

5.1.4. Main features of current constructions with an investment higher than 4 million euros and other special constructions

5.2. Investments development (million euros)

## 5.1. Inversiones 2019

### *Investments 2019*

El Sistema Portuario de Titularidad Estatal ha alcanzado en 2019 un volumen de inversión de 352,10 millones de euros (en devengos), centrándose fundamentalmente en actuaciones en actividades logísticas, equipamiento e instalaciones, seguidas de actuaciones para la modernización de infraestructuras y aumento de la capacidad portuaria.

Del total de adquisiciones de inmovilizado en el ejercicio 2019, corresponden 297,76 millones de euros a inmovilizado material, 9,41 millones de euros a inmovilizado intangible y 44,94 millones de euros a inmovilizado financiero.

La cifra global invertida se clasifica por su finalidad como:

*The State-owned port system has reached in 2019 a volume of investment of 352.10 million euros (in accrual basis), mainly focused in investment in logistic activities, equipment and facilities, followed by modernisation of infrastructure and port capacity building.*

*Of the total acquisition of fixed assets in exercise 2019, 297.76 million euros correspond to tangible assets, 9.41 million euros to intangible assets and 44.94 million euros to financial assets.*

*The invested overall figure is classified by its purpose as follows:*

|   | %              |
|---|----------------|
| Infraestructuras y capacidad portuaria<br><i>Infrastructure and port capacity</i>                             | 22,42 %        |
| Actividades logísticas, equipamiento e instalaciones<br><i>Logistics activities, equipment and facilities</i> | 32,98 %        |
| Puerto ciudad y medio ambiente<br><i>Port-City and environment</i>  | 3,21 %         |
| Instalaciones de pesca<br><i>Fishery</i>  | 1,24 %         |
| Pasajeros<br><i>Passengers</i>  | 9,05 %         |
| Otros<br><i>Other assets</i>  | 31,09 %        |
| <b>TOTAL</b>  | <b>100,0 %</b> |

Dentro del apartado "Otros" se engloba la inversión financiera, suponiendo un 12,76 % del total.

*The financial investment is included under the item 'Other assets', amounting for 12.76 % of the total.*



INVESTMENTS > Investments 2019 > Investments by Port Authorities

### 5. Investments

#### 5.1. Investments 2019

##### 5.1.1. Investments by Port Authorities

##### 5.1.2. Investments by objectives

##### 5.1.3. List of constructions in course with a budget over 6 million euros

##### 5.1.4. Main features of current constructions with an investment higher than 4 million euros and other special constructions

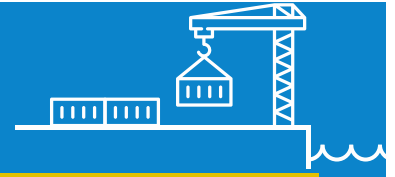
#### 5.2. Investments development (million euros)

### 5.1.1. Inversiones por Autoridades Portuarias (miles de euros)

*Investments by Port Authorities (thousand euros)*

| Autoridades Portuarias<br><i>Port Authorities</i> | INVERSIÓN REALIZADA EN 2019<br><i>EXECUTED INVESTMENT 2019</i> |                                 |                                |                       |
|---|--|---------------------------------|--------------------------------|-----------------------|
|   | MATERIAL<br><i>MATERIAL</i>                                    |                                 | FINANCIERA<br><i>FINANCIAL</i> | TOTAL<br><i>TOTAL</i> |
|   | TANGIBLE<br><i>TANGIBLE</i>                                    | INTANGIBLE<br><i>INTANGIBLE</i> |                                |                       |
| A Coruña  | 16.210   | 326                             | 8                              | 16.544                |
| Alicante  | 2.510  | 25                              | 44                             | 2.578                 |
| Almería   | 928  | 127                             | 32                             | 1.087                 |
| Avilés  | 1.630  | 568                             | 23                             | 2.221                 |
| Bahía de Algeciras                                | 17.454   | 32                              | 3.087                          | 20.573                |
| Bahía de Cádiz                                    | 3.154  | 415                             | 149                            | 3.718                 |
| Baleares  | 18.839   | -                               | 506                            | 19.345                |
| Barcelona   | 55.676   | 2.772                           | 1.351                          | 59.799                |
| Bilbao  | 35.454   | -                               | 3.870                          | 39.324                |
| Cartagena   | 9.886  | 116                             | 1.257                          | 11.260                |
| Castellón   | 3.490  | -                               | 2.152                          | 5.642                 |
| Ceuta   | 3.753  | 138                             | 48                             | 3.940                 |
| Ferrol-San Cibrao                                 | 11.632   | 110                             | 122                            | 11.863                |
| Gijón   | 4.928  | 282                             | 40                             | 5.251                 |
| Huelva  | 20.403   | 55                              | 20.524                         | 40.981                |
| Las Palmas  | 19.786   | 296                             | 309                            | 20.391                |
| Málaga  | 1.728  | 69                              | 54                             | 1.851                 |
| Marín y Ría de Pontevedra                         | 790  | 7                               | 6                              | 803                   |
| Melilla   | 1.847  | 145                             | -                              | 1.992                 |
| Motril  | 2.266  | 87                              | 70                             | 2.422                 |
| Pasaia  | 3.687  | -                               | 30                             | 3.718                 |
| Sta. C. de Tenerife                               | 14.985   | 797                             | 62                             | 15.844                |
| Santander   | 4.764  | 37                              | 33                             | 4.834                 |
| Sevilla   | 3.235  | 1.096                           | 69                             | 4.399                 |
| Tarragona   | 10.941   | 218                             | 253                            | 11.413                |
| Valencia  | 15.500   | 1.252                           | 486                            | 17.238                |
| Vigo  | 10.560   | 146                             | 10.076                         | 20.783                |
| Vilagarcía  | 823  | 7                               | 15                             | 845                   |
| Puertos del Estado                                | 898  | 284                             | 9.212                          | 10.394                |
| Ajustes de consolidación                          | -  | -                               | -8.950                         | -8.950                |
| <b>TOTAL</b>                                      | <b>297.756</b>   | <b>9.406</b>                    | <b>44.940</b>                  | <b>352.101</b>        |





INVESTMENTS > Investments 2019 > Investments by objectives

### 5. Investments

#### 5.1. Investments 2019

##### 5.1.1. Investments by Port Authorities

##### 5.1.2. Investments by objectives

##### 5.1.3. List of constructions in course with a budget over 6 million euros

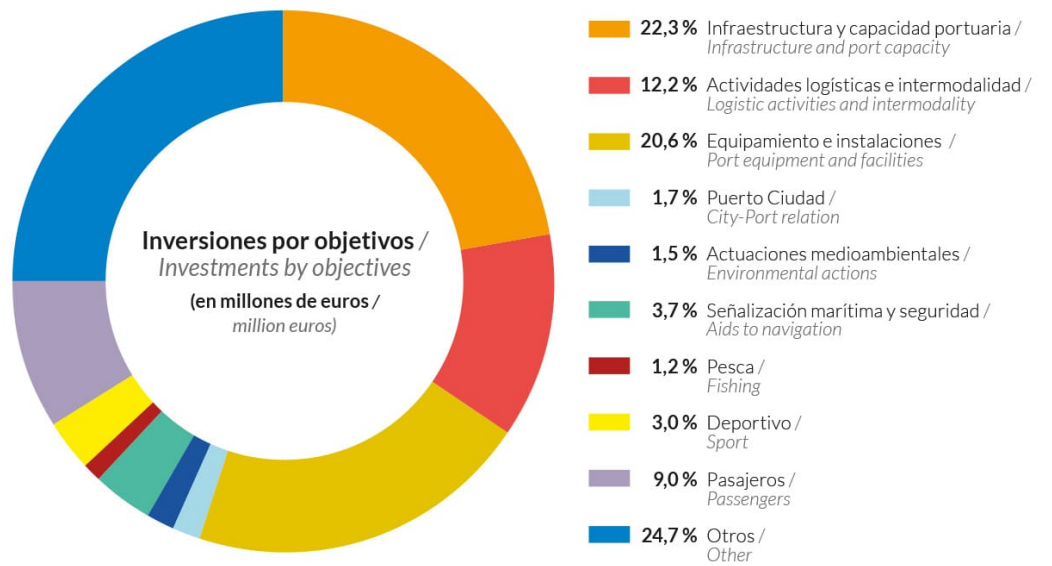
##### 5.1.4. Main features of current constructions with an investment higher than 4 million euros and other special constructions

#### 5.2. Investments development (million euros)

### 5.1.2. Inversiones por objetivos (millones de euros)

*Investments by objectives (million euros)*

| Autoridades Portuarias<br>Port Authorities | Infra-estructura y capacidad portuaria<br>Infra-structure and port capacity | Actividades logísticas e intermodalidad<br>Logistic activities and intermodality | Equipamiento e instalaciones<br>Port equipment and facilities | Puerto ciudad<br>City-Port relation | Actuaciones medio ambientales<br>Environmental actions | Señalización marítima y seguridad<br>Aids to navigation | Pesca<br>Fishing | Deportivo<br>Sport | Pasajeros<br>Passengers | Otros<br>Other | TOTAL<br>TOTAL |
|--|---|--|---|-------------------------------------|--|---|------------------|--------------------|-------------------------|----------------|----------------|
| A Coruña                                   | 11,42   | 0,79   | 1,47  | -                                   | 0,14   | 1,39  | -                | 0,45               | -                       | 0,88           | 16,54          |
| Alicante                                   | 0,16  | -  | 1,84  | -                                   | 0,12   | 0,02  | -                | -                  | -                       | 0,43           | 2,58           |
| Almería                                    | 0,08  | -  | 0,38  | -                                   | 0,07   | 0,03  | -                | -                  | -                       | 0,54           | 1,09           |
| Avilés                                     | 0,02  | 0,44   | 0,42  | 0,08                                | 0,39   | 0,14  | -                | -                  | -                       | 0,73           | 2,22           |
| Bahía de Algeciras                         | 7,54  | 3,34   | 3,75  | 1,46                                | 0,03   | 0,02  | 0,16             | -                  | 0,33                    | 3,95           | 20,57          |
| Bahía de Cádiz                             | 0,34  | 0,68   | 1,98  | -                                   | 0,05   | 0,01  | -                | -                  | -                       | 0,65           | 3,72           |
| Baleares                                   | 0,10  | 2,29   | 3,35  | 2,95                                | -  | 0,35  | -                | 1,11               | 3,59                    | 5,60           | 19,34          |
| Barcelona                                  | 13,34   | 2,74   | 4,04  | -                                   | 0,40   | -   | -                | 7,92               | 22,83                   | 8,53           | 59,80          |
| Bilbao                                     | 24,50   | 3,34   | 3,23  | -                                   | 0,49   | 0,20  | -                | -                  | -                       | 7,56           | 39,32          |
| Cartagena                                  | 1,99  | 3,80   | 2,47  | 0,13                                | 0,77   | 0,06  | -                | -                  | -                       | 2,04           | 11,26          |
| Castellón                                  | 0,02  | 0,04   | 3,04  | -                                   | 0,02   | 0,03  | -                | -                  | -                       | 2,48           | 5,64           |
| Ceuta                                      | 0,03  | -  | 0,86  | -                                   | -  | 2,55  | -                | -                  | -                       | 0,49           | 3,94           |
| Ferrol-San Cibrao                          | -   | 10,52  | 0,70  | -                                   | 0,11   | 0,07  | -                | -                  | -                       | 0,46           | 11,86          |
| Gijón                                      | -   | 1,41   | 2,51  | -                                   | 0,13   | 0,29  | -                | -                  | -                       | 0,90           | 5,25           |
| Huelva                                     | 1,24  | 2,85   | 9,16  | -                                   | 0,20   | 2,15  | 3,23             | -                  | -                       | 22,15          | 40,98          |
| Las Palmas                                 | 9,18  | 0,76   | 2,66  | -                                   | 0,21   | 0,02  | -                | 1,17               | 2,83                    | 3,56           | 20,39          |
| Málaga                                     | -   | -  | 0,18  | -                                   | 0,01   | 0,01  | -                | -                  | 1,38                    | 0,27           | 1,85           |
| Marín y Ría de Pontevedra                  | 0,16  | -  | 0,25  | -                                   | 0,06   | 0,17  | 0,06             | -                  | -                       | 0,11           | 0,80           |
| Melilla                                    | 0,90  | -  | 0,07  | -                                   | 0,10   | 0,14  | -                | -                  | -                       | 0,79           | 1,99           |
| Motril                                     | -   | -  | 0,64  | -                                   | 0,13   | 1,18  | -                | -                  | 0,20                    | 0,27           | 2,42           |
| Pasaia                                     | -   | -  | 2,42  | -                                   | 0,45   | 0,06  | 0,36             | -                  | -                       | 0,42           | 3,72           |
| Sta. C. de Tenerife                        | 0,34  | 0,22   | 9,13  | 0,07                                | 0,62   | 0,77  | -                | -                  | -                       | 4,70           | 15,84          |
| Santander                                  | 1,18  | 0,01   | 2,25  | -                                   | 0,08   | 0,54  | -                | -                  | 0,35                    | 0,42           | 4,83           |
| Sevilla                                    | -   | 1,73   | 0,17  | -                                   | 0,13   | 0,34  | -                | -                  | -                       | 2,03           | 4,40           |
| Tarragona                                  | 2,06  | 0,77   | 4,84  | 1,41                                | 0,08   | 0,99  | -                | -                  | -                       | 1,27           | 11,41          |
| Valencia                                   | 3,80  | 2,70   | 8,57  | -                                   | 0,19   | 0,22  | -                | -                  | -                       | 1,76           | 17,24          |
| Vigo                                       | 0,09  | 4,58   | 1,77  | -                                   | 0,14   | 1,04  | 0,53             | -                  | 0,21                    | 12,41          | 20,78          |
| Vilagarcía                                 | 0,14  | -  | 0,47  | -                                   | 0,06   | 0,12  | -                | -                  | -                       | 0,07           | 0,85           |
| Puertos del Estado                         | -   | -  | -   | -                                   | -  | -   | -                | -                  | -                       | 10,39          | 10,39          |
| Ajustes consolidación                      | -   | -  | -   | -                                   | -  | -   | -                | -                  | -                       | -8,95          | -8,95          |
| <b>TOTAL</b>                               | <b>78,62</b>  | <b>43,03</b>   | <b>72,62</b>  | <b>6,10</b>                         | <b>5,18</b>  | <b>12,93</b>  | <b>4,35</b>      | <b>10,66</b>       | <b>31,73</b>            | <b>86,89</b>   | <b>352,10</b>  |



5. Investments

5.1. Investments 2019

5.1.1. Investments by Port Authorities

5.1.2. Investments by objectives

5.1.3. List of constructions in course with a budget over 6 million euros

5.1.4. Main features of current constructions with an investment higher than 4 million euros and other special constructions

5.2. Investments development (million euros)

**5.1.3. Relación de obras en curso con presupuesto superior a 6 millones de euros (millones de euros)**  
*List of constructions in course with a budget over 6 million euros (million euros)*

| Autoridades Portuarias<br>Port Authorities | TITULO DEL PROYECTO<br>PROJECT TITLE   | Presupuesto total(*)<br>Budget | Certificado al 31-12-2018<br>Certified to 31-12-2018 | Certificado en 2019<br>Certified in 2019 | Total Total | Pendiente de ejecutar (**)<br>Rest |
|--|--|--------------------------------|--|--|-------------|------------------------------------|
| A Coruña                                   | Ampliación del Muelle Langosteira A2-A3 y Mejora del Calado en las Nuevas Instalaciones Portuarias en Punta Langosteira                          | 22,5                           | 0,8  | 10,9                                     | 11,7        | 10,8                               |
| Bahía de Algeciras                         | Mejora de calado del Muelle Juan Carlos I Este desde bolardo 33 al 53  | 5,7                            | 0,0  | 4,1                                      | 4,1         | 1,6                                |
|  | Adecuación de las obras de prolongación del Muelle Norte en Campamento   | 5,3                            | 0,4  | 3,4                                      | 3,8         | 1,5                                |
| Balears                                    | Ampliación de la explanada del muelle de Poniente Norte del puerto de Palma  | 21,5                           | 16,8   | 2,6                                      | 19,4        | 2,1                                |
|  | Habilitación del edificio nº 3 del Muelle Viejo en el Puerto de Palma  | 4,5                            | 0,0  | 1,7                                      | 1,7         | 2,8                                |
|  | Estación Marítima en Explanada y Muelles Comerciales al abrigo del Dique de Botafoch   | 13,5                           | 0,0  | 0,9                                      | 0,9         | 12,6                               |
|  | Acondicionamiento de viales y zonas peatonales de acceso al puerto de La Savina  | 5,4                            | 0,0  | 2,1                                      | 2,1         | 3,3                                |
| Barcelona                                  | Ampliación del muelle Adosado 2ª Fase B (Terminal Polivalente)   | 23,6                           | 23,6   | 0,0                                      | 23,6        | 0,0                                |
|  | Ampliación del Muelle Adosado 3ª Fase  | 26,1                           | 4,4  | 21,5                                     | 25,9        | 0,2                                |
|  | Obra Civil Nuevo Syncrolift Muelle Cataluña  | 24,6                           | 16,7   | 7,9                                      | 24,6        | 0,0                                |
|  | Aumento de calado del Muelle Álvarez de la Campa (IBERPOTASH - TRAMER)   | 5,6                            | 3,4  | 2,1                                      | 5,6         | 0,0                                |
| Bilbao                                     | Ampliación Terminal Ferroviaria Príncipe de España, Fase 2   | 5,5                            | 5,4  | 0,1                                      | 5,5         | 0,0                                |
|  | 1ª Fase del Espigón Central de la ampliación del puerto en el Abra Exterior y Estabilización del sector occidental de la cantera de Punta Lucero | 78,2                           | 61,5   | 16,7                                     | 78,2        | 0,0                                |
| Cartagena                                  | Urbanización Apartadero de Mercancías en Arasur  | 4,8                            | 1,6  | 3,2                                      | 4,8         | 0,0                                |
|  | Acceso Ferroviario a la Ampliación de la dársena de Escombreras  | 23,3                           | 17,5   | 5,8                                      | 23,3        | 0,0                                |
| Ferrol - San Cibrao                        | Adaptación y mejora de la carga de GNL y carga de ganado   | 8,1                            | 0,0  | 1,0                                      | 1,0         | 7,1                                |
|  | Acceso Ferroviario al puerto Exterior  | 72,5                           | 9,7  | 9,4                                      | 19,1        | 53,4                               |
| Huelva                                     | Recogida de aguas en los Muelles Ingeniero Juan Gonzalo y Ciudad de Palos  | 15,2                           | 3,1  | 5,3                                      | 8,3         | 6,9                                |
|  | Ampliación Norte del Muelle Sur  | 33,1                           | 0,0  | 1,2                                      | 1,2         | 31,8                               |
|  | Acondicionamiento de la Avenida Francisco Montenegro   | 8,0                            | 0,0  | 1,1                                      | 1,1         | 6,9                                |
|  | Desdoble de la carretera de acceso al muelle Sur   | 7,1                            | 0,0  | 0,1                                      | 0,1         | 7,0                                |
|  | Nuevas naves para exportadores de pescado y marisco  | 6,4                            | 2,0  | 3,2                                      | 5,2         | 1,2                                |
| Las Palmas                                 | Muelles Interiores. 2ª Fase  | 12,0                           | 11,5   | 0,5                                      | 12,0        | 0,0                                |
|  | Prolongación del dique Reina Sofía Sur (2ª fase)   | 25,0                           | 0,1  | 1,4                                      | 1,5         | 23,5                               |
|  | Contradique Sur muelle de Cruceros de Naos   | 9,3                            | 0,1  | 5,2                                      | 5,3         | 4,0                                |
| Pasaia                                     | Edificio de pabellones industriales parcela IC.4.3 Area 4 - Herrera Sur  | 4,6                            | 0,0  | 0,7                                      | 0,7         | 3,9                                |
| Santa Cruz de Tenerife                     | 2º Tramo del muelle polivalente del puerto de Granadilla   | 7,3                            | 6,9  | 0,4                                      | 7,3         | 0,0                                |
| Sevilla                                    | Proyecto de Ejecución del Ramal Ferroviario de la Dársena del Cuarto y Viales Asociados  | 8,7                            | 6,5  | 0,1                                      | 6,6         | 2,1                                |
|  | Rehabilitación de edificio de oficinas de la antigua sede de la Autoridad Portuaria de Tarragona   | 4,7                            | 0,0  | 1,0                                      | 1,0         | 3,7                                |
| Tarragona                                  | Muelle de Balears (fase 1)   | 27,3                           | 0,0  | 0,8                                      | 0,8         | 26,5                               |
|  | Puesto de Inspección Fronterizo del puerto de  | 4,0                            | 0,0  | 1,5                                      | 1,6         | 2,4                                |

|                    |  | Sagunto      |              |              |              |              |
|--------------------|--|--------------|--------------|--------------|--------------|--------------|
| Vigo               | Urbanización del área logística empresarial en la PLISAN 1ª fase ejecución | 4,6          | 0,0          | 3,0          | 3,0          | 1,6          |
| <b>TOTAL/TOTAL</b> |  | <b>528,0</b> | <b>192,1</b> | <b>119,0</b> | <b>311,1</b> | <b>217,0</b> |

(\*) Incluye modificados, revisiones de precios y liquidaciones previstas

(\*\*) En algun caso la cifra pendiente corresponde a la liquidación de la obra

### 5. Investments

#### 5.1. Investments 2019

5.1.1. Investments by Port Authorities

5.1.2. Investments by objectives

5.1.3. List of constructions in course with a budget over 6 million euros

5.1.4. Main features of current constructions with an investment higher than 4 million euros and other special constructions

#### 5.2. Investments development (million euros)

### 5.1.4. Características de las obras en curso en 2019 con presupuesto superior a 4 millones de euros y de otras obras singulares

*Main features of current constructions with an investment higher than 4 million euros and other special constructions*

#### A CORUÑA

##### AMPLIACIÓN DEL MUELLE LANGOSTEIRA A2-A3 Y MEJORA DE CALADO EN LAS NUEVAS INSTALACIONES PORTUARIAS EN PUNTA LANGOSTEIRA.

En septiembre de 2018 comenzaron las obras de este proyecto que tiene por objeto la construcción de un nuevo tramo de muelle de 348,00 m de longitud entre el Muelle Langosteira A1 y el Muelle Langosteira A3 completando así la alineación del Muelle Transversal de la nueva dársena con una longitud total de 1.548,00 m. El calado de este muelle es variable, desde -21,85 hasta -15,35, condicionado por los calados de los muelles existentes. Se ejecuta con 7 cajones de hormigón armado con celdas circulares. Tres de estos cajones, los correspondientes al tramo de calado -15,35, se ejecutan con ventanas antirreflejantes que permitan la amortiguación de la agitación, mejorando así el comportamiento de los buques atracados.

Atendiendo a los estudios realizados de operatividad en la dársena es necesario el dragado en roca de los calados de las fosas de atraque, determinadas según las ROM 2.0-11, así como parte de la dársena, para mejorar la accesibilidad de los buques de diseño a los muelles.

Se incluye también la ejecución del relleno de la explanada portuaria trasdosada a este tramo, con lo que se completa la denominada Explanada de Levante. El material se obtiene de las propias instalaciones portuarias, lo que redundará asimismo en un incremento de explanada portuaria.

Asimismo, se incluye la mejora de calado del canal de acceso al puerto, con una partida destinada al dragado en roca en el canal hasta una cota mínima referida al cero REDMAR de Langosteira de -26,50 m. Con ello se consigue asegurar un alto nivel de operatividad para el buque de 200.000 TPM, similar al que el canal actual (cota -22,50 m) ofrece a los buques de 150.000 TPM y operatividades aceptables, en una primera fase, para el buque de 300.000 TPM.



#### BAHÍA DE ALGECIRAS

##### 2ª MEJORA DE CALADO DEL MUELLE JUAN CARLOS I ESTE DESDE EL BOLARDO 33 AL 53

Las actuaciones realizadas han consistido en:

- Mejora y refuerzo de base de cimentación del muelle de cajones a base de micropilotes con inyecciones repetitivas de lechada de cemento en banqueta y terreno de apoyo.

- Dragado de mejora de calado. Finalizado el refuerzo de cimentación se ha procedido a realizar el dragado de mejora de calado desde la actual cota -17,50 hasta la -18,50. El material procedente del dragado se ha vertido en la zona autorizada adosada al Dique Exterior de Isla Verde.

La solución de mejora y refuerzo con micropilotes en el pie del muelle se ha ejecutado en el trasdós de la cortina de pilotes realizada en la primera obra de refuerzo y mejora de calado. Por su posición, se ha perforado el cajón, su viga cantil, el relleno de su celda y su losa de fondo atravesando la banqueta de escollera y empotrándose en las formaciones terciarias competentes.

La armadura de los micropilotes se ha resuelto con tuberías de acero dotadas de los elementos que permiten su colocación y la ejecución de las inyecciones repetitivas (piezas de empalmes manguitos, válvulas antirretornos, etc...)

En el tramo de tubería instalado en la banqueta de escollera y empotrado en la formación terciaria, se han colocado válvulas antirretorno, tubo maguito, permitiendo las operaciones de inyección repetitiva.

Finalizado el refuerzo de cimentación, se ha procedido a realizar el dragado de mejora de calado desde la actual cota -17,50 hasta la -18,50.



## **BAHÍA DE CÁDIZ**

### **NUEVO EDIFICIO PARA EL TRASLADO DEL P.I.F. A LA NTC**

El paso del tráfico de contenedores a la Nueva Terminal requiere a su vez el traslado de la actividad del actual Puesto de Inspección Fronteriza (P.I.F.), situado en el Muelle Reina Sofía, a esta Nueva Terminal de Contenedores. El nuevo edificio debe cumplir con todos los requerimientos de la Comisión Europea y Organismos Nacionales implicados en este tipo de instalaciones.

Las obras proyectadas consisten en la ejecución de un edificio de una sola planta que tiene unas dimensiones globales de 37,1 x 78,20 m, correspondiendo 675 m<sup>2</sup> a oficinas y 2.142 m<sup>2</sup> a la zona de operaciones e inspección.

El edificio está dotado de todas las instalaciones necesarias para este tipo de centros: muelles de carga/descarga, puntos de atraque de vehículos pesados con abrigo, rampa niveladora, puerta rápida y puerta de cierre, cámaras de congelación, refrigeración y temperatura ambiente, salas de inspección vestuarios y resto de dependencias e instalaciones requeridas.

A fecha de diciembre de 2019, se encuentran finalizadas la cimentación, la estructura y comenzando la cubierta del edificio.



## BALEARES

### ESTACIÓN MARÍTIMA EN EXPLANADA Y MUELLES COMERCIALES AL ABRIGO DEL DIQUE DE BOTAFOC DEL PUERTO DE EIVISSA

Este proyecto tiene por objeto descongestionar el Muelle Sur del puerto de Eivissa, trasladar sus operaciones al Dique de Botafoc con la construcción de una nueva Estación Marítima para dar servicio a los pasajeros usuarios de los buques que parten de dicho Dique.

La finalización de las obras de construcción de la “Explanada y Muelles comerciales al abrigo del Dique de Botafoc en el puerto de Eivissa” (P.O.1001-G), ha proporcionado al puerto de Eivissa una nueva plataforma operativa que, junto con los nuevos muelles, permite el atraque de hasta 6 grandes buques de forma simultánea.

Por ello se pretende la construcción de la nueva Estación Marítma de Botafoc, donde se incluyen zonas de pre-embarque y embarque de pasaje con el cálculo de la estimación de la superficie necesaria para atender a un buque de eslora y pasaje adecuados a las dimensiones de los muelles existentes, de acuerdo con la normativa vigente, las ROM's y los requerimientos derivados del código ISPS.



## ACONDICIONAMIENTO DE VIALES Y ZONAS PEATONALES DE ACCESO AL PUERTO DE LA SAVINA

El acceso a la isla de Formentera se produce de manera exclusiva por barco, por lo que el puerto de La Savina es un punto de paso de multitud de visitantes que viajan a la isla. Esta cantidad elevada de pasajeros genera la necesidad de realizar actuaciones en el puerto de La Savina para que no sea únicamente una zona de paso, si no que pase a ser una zona de estar, y favorecer el turismo en la zona portuaria.

El presente proyecto tiene como objeto el realizar un acondicionamiento de los viales y las zonas peatonales en el acceso al puerto de La Savina en Formentera, para dotar al puerto de infraestructuras más adaptadas a las necesidades actuales del mismo y más confortables para sus usuarios.

A cierre del año 2019, se ha completado totalmente la fase I de obras, que comprenden la re-urbanización del Paseo de la Marina y de la Calle Calpe. Por otra parte, en esa fecha, se encontraban en curso las obras de la fase II, las cuales abarcan toda la zona alrededor de la estación marítima y viales de acceso al embarque, Calle Vapor Manolito (paseo de Poniente) y su continuación por la Calle Almadrava. Dichas obras consisten, al igual que en la fase I, en renovación de pavimento de calzadas y aceras, así como en la renovación de redes de servicios aprovechando dicha intervención.

Para la próxima temporada de invierno 2020-2021 queda pendiente la fase III de obras, las cuales abarcarán toda la zona existente entre el muelle comercial y la nueva cofradía de pescadores.



## HABILITACIÓN DEL EDIFICIO N° 3 DEL MUELLE VIEJO EN EL PUERTO DE PALMA

El edificio objeto de rehabilitación se sitúa en el antiguo arranque de la explanada del Moll Vell. Fue construido en dos fases, la primera de ellas en 1940 aproximadamente y la segunda 15 años después y albergó, hasta el pasado año 2011 la sede de la Autoridad Portuaria de Baleares.

Arquitectónicamente es un edificio realizado con una estructura de muros de carga y viguetas de la época. Su estilo, se enmarca en el Neoclásico- regionalista propio de los edificios oficiales y administrativos.

El proyecto consiste en la rehabilitación del edificio existente a excepción de las fachadas que, por su carácter y relevancia histórica, se encuentran protegidas. Se plantea la demolición interior del edificio, y posterior construcción con sistemas vanguardistas que se unirán a la fachada existente para convertirse en un complejo dividido en una zona representativa o institucional dotada de biblioteca, hemeroteca y despachos, y otra zona que será objeto de concesión administrativa que incluirá un espacio expositivo dotado de un centro de interpretación sobre la relación entre el puerto y la ciudad, una sala polivalente, tienda, restaurante y cafetería.

A fecha de 31 de diciembre de 2019, se han finalizado todas las demoliciones interiores del edificio, quedando únicamente las fachadas en pie. Estas se encuentran sustentadas por un estabilizador que impide el vuelco de estas hasta que se conecten a la nueva estructura del edificio. Tras las demoliciones, se han ejecutado todos los elementos de cimentación como son los micropilotes, encepados y vigas de atado, por lo que la obra se encuentra en fase de ejecución relleno y ejecución de losa de cimentación.





#### **AMPLIACIÓN DE LA EXPLANADA DEL MUELLE DE PONIENTE NORTE DEL PUERTO DE PALMA**

Consiste en la generación de una nueva explanada de una superficie aproximada de 36.000 m<sup>2</sup> mediante el avance del frente de atraque de la actual Ampliación del Muelle de Poniente Norte pero con un calado mayor, y se finaliza con un tacón Ro-Ro contra la Segunda Prolongación del Muelle de Poniente.

El nuevo muelle consta de una primera alineación de 372 m que se suman a los 215 m del muelle existente y un quiebro de 35 m para conectar con la 2ª Alineación de Poniente, mediante el que se genera el nuevo tacón Ro-Ro. La prolongación se ha ejecutado con 8 cajones flotantes de hormigón armado de 42,50 m y otro cajón de 34 m de eslora, todos con 13,50 m de manga y 15,90 m de puntal.

Con esta obra se pretende hacer posible el atraque de cruceros de gran eslora en este muelle, además de mejorar la operatividad y los niveles de servicio a buques, no solo de cruceros, sino también a ferris.

Dentro de un proyecto de I+D+i para monitorización de acciones sobre muelles, los cajones se han provistos de la infraestructura necesaria para la posterior instalación de sensores de presión generada por hélices y jets de propulsión de los buques



## BARCELONA

### AUMENTO DE CALADO DEL MUELLE ÁLVAREZ DE LA CAMPA (IBERPOTASH – TRAMER)

Dentro de los planes de reubicación de terminales y actividades del Puerto, y ante la voluntad de inversión, ampliación y modernización por parte de la Terminal de TRAMER, especializada en la estiba de potasa, todo ello englobado dentro de un gran proyecto industrial de mejora y aprovechamiento de la cadena de producción de potasa y sal del grupo industrial al que pertenece, se plantea la necesidad de reubicar dicha actividad en otra zona del Puerto que le permita plantear una instalación con mayor capacidad. Planteada la necesidad, se procedió a la redacción de un proyecto constructivo de aumento de calado del muelle.

La ubicación planteada corresponde al triángulo formado por los muelles Álvarez de la Campa y Lepanto, definiéndose como atraque principal el de Álvarez de la Campa. En base a las peticiones de buque de diseño y previsiones de operación del concesionario, se aumenta el calado del muelle Álvarez de la Campa hasta la cota -14.00 m y en el canal de acceso a la -14.50 m, además de ejecutar una nueva viga carril para la pata delantera de las nuevas grúas, que se cimenta mediante micropilotes. También forman parte de las obras, la disposición del nuevo equipamiento náutico en la zona de actuación, la protección antisocavación y otras instalaciones y servicios.

### OBRA CIVIL NUEVO SYNCROLIFT MUELLE CATALUÑA

La Autoridad Portuaria de Barcelona acordó en su momento la ampliación de la concesión de la empresa Marina Barcelona 92, S.A. para el mantenimiento, reparación y reforma de embarcaciones de recreo. Para ello, la Autoridad Portuaria debía proyectar y ejecutar la adaptación de la infraestructura portuaria correspondiente que necesariamente debía ajustarse a las nuevas necesidades de las actuaciones a desarrollar por este concesionario. Con esta actuación se implanta un elevador de barcos (syncrolift) y se construye una explanada ganada al mar, donde se ubicarán los barcos que precisen realizar operaciones de mantenimiento. La zona definida se encuentra entre el Muelle Cataluña y el Muelle de la Marina.

El syncrolift es una plataforma que se eleva mediante unos "hoist" (cabrestantes) para recoger los barcos y levantarlos a cota de la explanada. La plataforma de este syncrolift se diseña con aproximadamente 80 m de longitud x 20 m de ancho. Longitudinalmente, a ambos lados de la plataforma, debe haber una estructura capaz de resistir las cargas de levantamiento de los barcos. Adicionalmente, con el fin de disponer de superficie para ubicar los diferentes barcos que eleva el syncrolift y poder realizar las diferentes operaciones de mantenimiento en los mismos, es necesario disponer de más superficie de muelle, por lo que se generará asimismo una nueva explanada constituida por una losa pilotada.



### AMPLIACIÓN DEL MUELLE ADOSADO 3º FASE

El objeto de la presente actuación consiste en la prolongación hacia el sur del muelle Adosado 2B, actualmente en construcción. Se conforma por una alineación de unos 476 metros de longitud total de 12 metros de calado, dividida en tres tramos retranqueados que configuran un nuevo tacón roto de 60 metros de longitud. El tramo ubicado al norte del tacón y que da continuidad al muelle Adosado 2B es de unos 364 metros y el tramo situado al sur de 52 metros.

Asimismo, el proyecto contempla la ampliación de la explanada posterior del muelle Adosado 2B en una longitud de unos 480 metros rematada por una mota de contención perpendicular al muelle. El emplazamiento de ésta, ubicada al sur del tacón garantiza la operativa terrestre de embarque y desembarque. A su vez la configuración en planta del tacón roto permitirá en el futuro, debido a su anchura, el embarque/desembarque simultáneo de dos buques. Esta característica dotará de total operativa al muelle cuando se prolonguen por el sur fases posteriores del muelle Adosado.



#### **AMPLIACIÓN TERMINAL FERROVIARIA PRINCIPE DE ESPAÑA. FASE 2**

La presente responde a la necesidad de ampliación de la terminal, en base a las previsiones de crecimiento del volumen de operaciones ferroviarias. Esta ampliación se plantea manteniendo su función actual, que es permitir las operaciones necesarias para la operación de carga y descarga de vehículos rodados, pero pretende dotar de mayor capacidad y versatilidad a las operaciones que se realizan.

La ampliación de la plataforma se realiza por su extremo norte, manteniendo la cabecera sur en su configuración actual y conservando la interdistancia entre vías. El objetivo es poder estacionar y operar trenes de gran longitud en las tres vías. La simultaneidad de las operaciones de carga y descarga en las tres vías, así como la necesidad de cortar los trenes a partir de una determinada longitud, hacen necesario dotar a las vías de una longitud adicional. La longitud de las vías definidas en esta obra son las estrictas para operar simultáneamente trenes de 750 m en las tres vías.




## BILBAO

### ESPIGÓN CENTRAL DE LA AMPLIACIÓN DEL PUERTO DE BILBAO EN EL ABRA EXTERIOR (1ª FASE) Y DE ESTABILIZACIÓN DEL SECTOR OCCIDENTAL DE LA CANTERA DE PUNTA LUCERO

Las obras del “Espigón Central de la ampliación del puerto de Bilbao en el Abra Exterior (1ª fase) y de Estabilización del sector occidental de la cantera de Punta Lucero” han sido realizadas al objeto de absorber los futuros crecimientos de tráfico de mercancía general. Los trabajos, que dieron comienzo en septiembre de 2016 y fueron finalizados en octubre de 2019, han consistido fundamentalmente en la ejecución de un nuevo muelle situado dentro de la dársena existente del Dique de Zierbena, con una extensión aproximada de 362.000 m<sup>2</sup> en nuevas explanadas sobre rellenos hidráulicos. Cuenta con 1.210 m de línea de atraque repartidos en tres alineaciones de 660 m, 440 m y 110 m respectivamente, construida mediante la colocación de 22 cajones con geometría interna sensiblemente rectangular, de hormigón armado, de aproximadamente 55,2 m de eslora, 17 m de manga y 24 m de puntal, cimentados sobre enrase apoyado en una banqueta de escollera previo dragado de implantación y con su correspondiente superestructura.

En cuanto a las obras de “Estabilización del sector occidental de la cantera de Punta Lucero”, señalar que han consistido fundamentalmente en la excavación mediante técnica minera con voladura del frente de ladera inestable, desde su cabeza a cota 245 hasta la cota aproximadamente 70, en una superficie en planta de 4,9 Ha, con bancos de 15 m de altura final y bermas intermedias de entre 5 y 6 m de anchura. El material obtenido a la finalización de estos trabajos que aproximadamente ha sido de 900.000 m<sup>3</sup> se ha utilizado en las distintas unidades de relleno del Espigón Central.

Por último, cabe destacar las obras de “Extracción de arena en el sector norte de la zona II del puerto de Bilbao” que han supuesto el dragado de los fondos marinos contemplados en el proyecto, así como el cumplimiento de aquellos requerimientos de carácter fundamentalmente temporal incluidos en la Declaración de Impacto Ambiental para su utilización en el relleno de las celdas de los cajones y el relleno hidráulico de la explanada.



## URBANIZACIÓN DEL APARTADERO DE MERCANCIAS DE LA APB EN ARASUR.

Las obras, que dieron comienzo en julio de 2018 y finalizaron en mayo de 2019, han consistido fundamentalmente en la urbanización de 43.919 m<sup>2</sup>, pertenecientes a la plataforma y el vial de acceso, así como a la construcción de un edificio de oficinas de 300 m<sup>2</sup> distribuidos en dos plantas. El edificio está formado por estructura prefabricada de hormigón y cerramiento con panel prefabricado de hormigón, con sus instalaciones asociadas y una nave de almacenamiento de 500 m<sup>2</sup> de planta, formada por estructura metálica en acero y cerramiento con paneles prefabricados de hormigón y chapa metálica, cubierta con chapa grecada e instalaciones asociadas.



## CARTAGENA

### ADAPTACIÓN Y MEJORA DE LA CARGA DE GNL Y CARGA DE GANADO

Este proyecto se inició en diciembre de 2019 y se prevé su terminación en octubre de 2021. Las obras se proyectaron debido a las previsiones de incremento tanto del tráfico GNL como del tráfico de ganado por lo que se hacía necesaria la adaptación y mejora de los atraques norte y oeste del muelle Príncipe Felipe de la dársena de Escombreras.

Desde el punto de vista de la demanda de GNL, se pretende en la zona norte la prolongación del muelle actual y mejorar sus instalaciones, desde el punto de vista de tráfico de ganado se le dotará de una mayor superficie para las maniobras de vehículos. Al norte se encuentra el Frente E03, donde se realizará una ampliación ganando cerca de 3.000 m<sup>2</sup> de superficie, obteniendo además un incremento de la longitud del Atraque Oeste.

En este proyecto, y puesto que es un acondicionamiento de una estructura existente ya en servicio, se tiene previsto monitorizar todos los movimientos que dicha estructura pueda sufrir a fin de controlar la afección que la ejecución de la obra pueda causar a las instalaciones ya implantadas. Así mismo, se dispondrán de datos en tiempo real de los movimientos que los nuevos cajones sufran desde su fondeo hasta la finalización de la obra.



#### **ACCESO FERROVIARIO A LA AMPLIACIÓN DE LA DÁRSENA DE ESCOMBRERAS. TRAMO I.**

Este proyecto se inició en febrero de 2015 y ha terminado en diciembre de 2019. Este proyecto ha sido la continuación de la actuación general para dotar a la ampliación de la dársena de Escombreras de accesos viarios y ferroviarios, habiendo concluido ya el tramo II y el tramo III.

Las obras han consistido en la realización de un nuevo Acceso Ferroviario que une el ferrocarril existente (Línea Cartagena - Escombreras) con las nuevas Terminales Portuarias de la Dársena de Escombreras a través de una vía única de ancho ibérico sin electrificar, para tráfico exclusivo de mercancías.

Este nuevo ramal tiene una longitud de 2.560,47 metros de los cuales 970,81 metros discurren fuera del Dominio Portuario. Además, dentro de la ampliación de la Dársena de Escombreras (a partir del P.K.2+560,47), se desarrollarán dos playas de vías con longitudes máximas de 918 metros (Playa de Vías 1) y 729 metros (Playa de Vías 2) correspondientes a las nuevas Terminales Ferroviarias.

Durante el año 2019 se han concluido todas las obras de drenaje, de la plataforma ferroviaria (incluido el Paso Inferior mediante tablero metálico), y todos los servicios afectados de Repsol.

También se ha concluido la colocación y alineación de la vía, señalización ferroviaria y pasos a nivel. Respecto de la reposición de servidumbres, se ha reasfaltado y señalizado la nueva CT-34 y acondicionado todas las rotondas de acceso.

Por último, se han suministrado y puesto en funcionamiento los desvíos ferroviarios automatizados de las playas de vías y puesto en servicio el edificio de control de la APC.



## FERROL - SAN CIBRAO

### ACCESO FERROVIARIO AL PUERTO EXTERIOR DE FERROL

La Autoridad Portuaria de Ferrol-San Cibrao viene trabajando en la definición de estos accesos desde el año 1998. El proyecto constructivo en ejecución desarrolla las obras de infraestructura, plataforma, superestructura e instalaciones ferroviarias y no ferroviarias, de un tramo de 6.374,5 m de longitud, en vía única, con exclusividad para tráfico de mercancías y una plataforma adecuada para la circulación en ancho ibérico y métrico. Los dos elementos principales del acceso son un túnel de 5.575 m de longitud y un viaducto de 299 metros sobre la Ría.

A 31 de diciembre de 2019 se han ejecutado 2.363 metros de excavación del túnel en avance desde la boca Oeste del Puerto Exterior, habiéndose superado a principios de año el paso del túnel sobre la falla de Cariño, el principal hito geológico de la excavación del túnel. Como hecho a destacar en el año 2019 está también la ejecución del refuerzo del túnel de acceso a la Base Naval de A Graña, el cual se cruzará con el túnel de acceso al Puerto Exterior a una distancia de 6 metros por su clave superior. A destacar también, el traslado de la L.A.T. de A Graña, que permitirá iniciar en 2020 los trabajos en el emboquille de A Graña, y la excavación del túnel desde esta boca. La fecha prevista de finalización de las obras es diciembre de 2022.



## HUELVA

### AMPLIACIÓN NORTE DEL MUELLE SUR

Con longitud de 750 m y calado de 13 m ampliable a 15 m, la tipología estructural que caracteriza al Muelle Sur es la de muelle de pantallas de hormigón armado (con planta en forma de "T") atirantadas.

Ante el aumento significativo del tráfico de contenedores y las expectativas de crecimiento de tráfico previstas, se hace necesario realizar una ampliación hacia el norte de la línea de atraque del muelle con el fin de poder dar servicio a buques mayores.

La obra consiste en la ampliación de dicho muelle en una longitud de 526 m de atraque mediante muelle de tablestacas, que permitirá incrementar el tráfico de contenedores.

A fecha de diciembre de 2019, se han realizado los trabajos previos al inicio de las obras y se está ejecutando la mota auxiliar necesaria para la hinca de la tablestaca delantera.



#### **RECOGIDA DE AGUAS EN LOS MUELLES INGENIERO JUAN GONZALO Y CIUDAD DE PALOS**

Los Muelles Ingeniero Juan Gonzalo, Ciudad de Palos y Minerales objeto de esta obra, ubicados en el Puerto Exterior, son destinados a la carga y descarga de granel sólido, con especial relevancia del concentrado de mineral de cobre de toda Europa, y otros graneles como cereales y piensos, chatarra, Clinker, abonos, ureas, potasas y sulfatos. La actuación



contempla un sistema de recogida de aguas, que evite los vertidos directos de las aguas pluviales a la ría, mediante la reconducción del drenaje superficial, recogida y transporte de aguas hacia una nueva red de colectores.

Se incluye también la construcción de un tanque de retención, donde se acumulen las aguas y se puedan analizar sus características para decidir después si se bombean a la Estación Depuradora de Aguas Residuales (EDAR) de Huelva desde la Estación de Bombeo de Aguas Residuales (EBAR), o a una Planta Tratadora de Aguas, pendiente esta última de ejecución.

El sistema de drenaje proyectado cuenta con un colector principal cubierto y un colector secundario, interceptados ambos por una serie de arquetas de drenaje en las que vierten las aguas de escorrentía con arrastres finos. La pavimentación y nivelación de las explanadas se hace demoliendo una gran zona, en el muelle del Ingeniero Juan Gonzalo, y reponiendo con pavimento de hormigón con fibras de acero. En otra zona se mejoran y adaptan las pendientes para facilitar la recogida de aguas.

A su vez se ejecutan nuevas canalizaciones de abastecimiento de agua bruta para la limpieza y baldeo de la superficie de operaciones del muelle, y se restituyen las canalizaciones de electricidad y fibra óptica.

La obra se ha dividido en 9 fases, considerando criterios de ocupación y explotación, además de otros trabajos generales que se desarrollarán independientemente. Se han finalizado las fases 1 y 2 y está en ejecución la fase 3.

Se están realizando trabajos de demolición de pavimento, excavaciones, rellenos con material seleccionado, rellenos con zahorra, pavimentaciones, ejecución de nuevas redes de servicios y nueva de drenaje.

Por otro lado, se está llevando a cabo la ejecución de los colectores secundarios y el tanque de retención, habiéndose ejecutado la cimentación, la losa y los muros laterales.



### **ACONDICIONAMIENTO AVENIDA FRANCISCO MONTENEGRO**

Actualmente la Avenida Francisco Montenegro es la vía principal que conecta la ciudad de Huelva y el puerto interior, con el puerto exterior. Es una Avenida que cercana a los 5 km de longitud, y actualmente no está habilitada, en su plenitud para el ciudadano de a pie.

El acondicionamiento de la Avenida Francisco Montenegro comprende las siguientes actuaciones: ejecución de mediana ajardinada, acerado, pavimentación, reposición de instalaciones, habilitación de plazas de aparcamiento, rehabilitación de la pasarela de madera y jardinería.

Se están llevando a cabo los trabajos de demolición, excavación, drenaje, instalaciones de servicios y reposición de servicios existentes



#### **ADECUACIÓN Y DESDOBLE DE LA CARRETERA DE ACCESO AL MUELLE SUR**

La Autoridad Portuaria de Huelva está llevando a cabo una mejora cualitativa de las infraestructuras existentes en la zona de servicio correspondiente al Muelle Sur, elemento clave para el transporte intermodal, y con perspectivas de crecimiento.

Además del crecimiento actual y futuro en tráfico de contenedores, se pretende ampliar el sector de negocio mediante la ampliación de líneas regulares de mercancía Ro-ro y de pasajeros.

El vial actual de acceso al Muelle Sur dispone de dos carriles por sentido en sus primeros 3.360 m, reduciéndose a un carril por sentido desde este punto hasta el final.

Debido a la previsión del incremento de tráfico de mercancías por carretera en los accesos al Muelle Sur, se hace necesario la separación de tráficos en los dos sentidos a lo largo de todo el vial, de tal forma que se evite la formación de cuellos de botellas, consiguiendo, por tanto, una mejora en eficiencia, en costes, en movilidad terrestre y en sostenibilidad ambiental.

Por este motivo, se plantea el desdoble del Vial de Acceso al Muelle Sur, de manera que disponga de cuatro carriles en todo el recorrido, así como una adecuación de los 3.360 m iniciales de la carretera actual para adaptarse a los futuros tráficos.

Esta actuación está financiada con fondos europeos C.E.F en la parte relativa a las obras de desdoble del vial de acceso al Muelle Sur, ampliando la calzada para conseguir dos carriles por sentido en todo el recorrido, con una tasa de cofinanciación del veinte por ciento.

A finales de 2019 las tareas que se están llevando a cabo consisten en labores de replanteo, desbroce y reposiciones de servicios afectados.



### CIUDAD DEL MARISCO

Las obras objeto de esta actuación consisten en la ejecución de un edificio industrial que contiene 41 módulos para exportadores de marisco y pescado en el polígono pesquero norte del puerto de Huelva. El edificio incluye además tres locales y un espacio para la asociación de exportadores, además de estancias complementarias tales como aseos, salas de instalaciones etc.

El nuevo edificio se sitúa en una parcela de 15.117 m<sup>2</sup> ubicada junto a la rotonda de acceso al puente Santa Eulalia. El edificio es de dos plantas (el módulo 6 tiene planta baja y tres alturas) y se alinea a lo largo del perímetro de la parcela, quedando un espacio en el interior en el que se producen las operaciones de carga, descarga y aparcamiento de camiones, con un único acceso rodado a la avenida de Enlace. La distribución del edificio es la siguiente:

- Planta baja, destinada a la actividad industrial: control de accesos, carga y descarga de camiones, manipulación y elaboración de alimentos, refrigeración congelación y almacenamiento. Se incluyen además dos locales con acceso independiente desde el exterior.
- Planta alta, en la que se ubican siete accesos peatonales, espacios comunes, zona de oficinas y venta al público de cada módulo y galería de acceso al público a la zona de venta de marisco y pescado.

Se han ejecutado ya todas las cimentaciones, estructuras, forjados y pilares de los distintos módulos. Actualmente se está terminando el cerramiento exterior y la cubierta ornamental y se van a comenzar los trabajos de pavimentación de la zona de maniobra.



## LAS PALMAS

### MUELLES INTERIORES 2ª FASE

El Proyecto Muelles interiores 2ª Fase surge como continuación de la ampliación del espacio portuario que se desarrolla en la nueva dársena de La Esfinge.

Con esta 2ª fase de los muelles interiores se crea:

- Una Rampa Ro-Ro que arranca de la nueva línea de atraque y sirve de tope de la protección norte de las explanadas.
- Una nueva línea de muelle de 307,50 metros lineales, que arranca con 68,40 metros lineales de calado -10,00, para continuar con 239,10 metros lineales de calado -14,00 m.
- La protección de talud norte que une el final de los Muelles Interiores 1ª Fase con la nueva rampa creada en este proyecto, y la protección del talud sur de la explanada adosada a la nueva línea de muelle creada.



### 2ª FASE PROLONGACIÓN DIQUE REINA SOFÍA SUR

Las obras del presente proyecto son las necesarias para la prolongación del actual dique Reina Sofía, en su tramo sur, en una longitud de 409,45 metros lineales en dirección norte/sur y con un calado en toda su longitud de -24,70 metros. La nueva línea de muelle la forman 7 cajones flotantes de hormigón armado.

Previo a la colocación de los cajones se realizará el correspondiente enrase de la banqueta con grava de enrase 40/70, en una anchura mínima de 44,00 metros, para incluir el apoyo del bloque de guarda y las losas de protección, con un espesor medio de 50 centímetros.

El espaldón es de hormigón construido en tres fases. La primera fase se cimentará a la cota +2,40 con un ancho aproximado de 9,80 metros hasta la cota +5,18. La segunda fase va desde la cota +5,18 con un ancho de 2,92 metros, hasta la cota +9,20 a la que llegaremos con un ancho de 2,54 metros. El último tramo del espaldón comienza en la cota +9,20, con un ancho de 2,54 metros y termina en la cota +12,20 con un ancho de 2,00 metros. Este último tramo posee un bota-olas colocado a una distancia de la coronación del espaldón de 0,50 metros y con un radio de 1,74 metros. Embutido en el espaldón se colocarán tres baterías de cuatro tubos de polietileno corrugado de doble pared, dos de diámetro 160 mm y la otra de diámetro 110 mm, con arquetas, para realizar los servicios de electricidad, telefonía y alumbrado público.

La superestructura se construirá de forma que quede solidaria con la estructura del cajón para de ese modo repartir las cargas de los bolardos y las defensas. La superestructura del muelle queda rematada con la colocación del aristón en el cantil del muelle, los bolardos y las defensas de escudo, tal y como se refleja en los planos.

Se prevé la instalación de bolardos de 150 Tn de tiro y defensas cilíndricas de escudo tipo SC1700H.



### **CONTRADIQUE SUR MUELLE DE CRUCEROS NAOS (ARRECIFE)**

El proyecto del “Contradique Sur del Muelle de Cruceros Naos (Arrecife)” consiste en la construcción de un dique de 322 m de longitud y alineación NW-SE, perpendicular al Muelle de Naos en el Puerto de Arrecife, Lanzarote. Dicho dique estará formado por dos tramos diferenciados de distinta tipología: el tramo I constituido por un dique en talud y el tramo II consistente en un dique vertical de cajones de hormigón armado.

El tramo I, consistente en un dique en talud, tendrá una longitud de 204,83 m y discurrirá sobre terrenos situados entre la cota 0,00 y la cota -10,00-12,00 m.

El manto de protección del tronco del dique en talud estará formado por una capa de CUBIPOD© de 6t, y el del morro por una capa de CUBIPOD© de 12 t.

A lo largo de toda la longitud del dique en talud se colocará un espaldón de hormigón en masa que coronará a la cota +8,00 m.

El tramo II consistirá en un dique vertical de 118,10 m de longitud entre tacones, formado por 4 cajones de hormigón armado de 29,45 m de eslora y 17,55 m de manga en el fuste. Los cajones se cimentarán a distintas profundidades. El cajón tipo 1 se cimentará a la cota -10, el cajón tipo 2 se cimentará a la cota -15,00 y por último, se colocarán dos cajones tipo 3, que se cimentarán a la cota -20,00.

La superestructura del dique vertical estará formada por un espaldón de hormigón en masa, una viga cantil de cierre y el pavimento situado entre ambos. El espaldón tendrá como cota de coronación +8,80 m. La viga cantil será de hormigón armado se rematará con un aristón en el cantil del muelle a la cota +5,20 m.



## PASAIA

### EDIFICIO DE PABELLONES INDUSTRIALES PARCELA IC.4.3 AREA 4 - HERRERA SUR

El proyecto en ejecución responde a la necesidad de la Autoridad Portuaria de Pasaia de disponer dentro de la parcela IC 4.3 de la Herrera Sur de un edificio con cuatro pabellones industriales que puedan tener titularidades diferentes y destinados en un primer uso al almacenamiento de grano si bien la estructura ha sido calculada para soportar un puente grúa de 35 Tm, en previsión de diferentes usos posteriores.

Se plantea un edificio industrial ocupando la totalidad de la parcela IC 4.3, dividido interiormente en cuatro pabellones independientes cuya separación se materializa mediante parejas de muros paralelos que constituyen los pasillos de evacuación. Los muros que delimitan estos pasillos de evacuación son de hormigón armado y soportan la estructura de la cubierta de vigas prefabricadas pretensadas.

La forma de la edificación es sensiblemente rectangular, con dimensiones aproximadas de 100 x 70 m y el lado más largo constituye la fachada al vial portuario.

El vial portuario aludido (cota +4.30) linda con la fachada este del proyecto que, por sus otros tres lados, linda con un itinerario peatonal que une la zona urbana de Trintxerpe con la estación de Euskotren. La construcción de una cubierta plana posibilita futuros aprovechamientos urbanos en una zona densamente poblada y carente de espacios abiertos. La cubierta proyectada está formada por vigas prefabricadas apoyadas en los muros laterales de hormigón.

La altura libre en el interior del pabellón es de 8,00 m.

El espacio interior de la nave estará dotado de las siguientes instalaciones: electricidad en baja tensión para alumbrado y tomas destinadas a usos varios, sistema de ventilación y extracción de humos y sistema de protección contra incendios.

## SANTA CRUZ DE TENERIFE

### II TRAMO MUELLE POLIVALENTE PUERTO DE GRANADILLA

El objeto de esta inversión es la prolongación en 165,75 metros del primer tramo del Muelle de Ribera construido junto con las obras de abrigo con una longitud de 132,50 metros, por lo que finalmente se consigue con esta ampliación una línea de atraque de 298,25 metros de longitud.

Esta prolongación se realiza con cinco cajones de hormigón armado cimentados a la cota -15,80 m que se cimentaron sobre una banqueta de 3 metros de espesor. Sobre el cajón se coloca la viga cantil, con una anchura de 12,95 m coronando a la cota +5,70 m.

La viga cantil alberga todas las conducciones para instalaciones, así como 2 galerías para combustibles de dimensiones interiores 2 x 2 m. Estas galerías cuentan con tapas de registro de unos 3 x 2 m cada 50 m.

Para dar continuidad a las galerías de combustibles que discurren por el interior de la viga cantil de la prolongación del muelle de ribera, se construye una viga que contiene éstas dos galerías sobre los cajones, adosada a la viga cantil existente del tramo ejecutado con anterioridad, dentro de las "Obras de abrigo del puerto de Granadilla", con una anchura de 6,45 m.

Asimismo, se ejecuta además una mota de cierre con pedraplén protegida con filtro y escollera de 2-4 toneladas, perpendicular al muelle hasta la explanada existente, cerrando un recinto para futuros rellenos de 175 m x 85 m a explanar.



## SEVILLA

### EJECUCIÓN DEL RAMAL FERROVIARIO DE LA DÁRSENA DEL CUARTO Y VIALES ASOCIADOS

Las obras han consistido en el cierre del anillo ferroviario que circunvala el Puerto de Sevilla, en este caso comunicando el acceso desde la red de Adif a través de la nueva Esclusa hasta la red existente y renovada de la margen izquierda del río, cerrando de esta forma el acceso a Batán e instalaciones de la misma margen. Complementariamente, mediante este nuevo ramal se da acceso ferroviario a toda la zona del Cuarto. Además, se completa y mejora el acceso viario a la misma zona del Cuarto, mejorando los servicios de las empresas establecidas en la misma, así como de las que en un futuro se establezcan.

Todo ello ha supuesto la ejecución de una nueva plataforma ferroviaria de una capacidad portante suficiente y tendido de una nueva vía sobre balasto con traviesas de hormigón monobloque y carriles de 54 kg/m, actuaciones en el drenaje, acondicionamiento del entorno más próximo a la vía y reposición de algunos servicios afectados. También se han renovado 2,5 Km aproximadamente de la actual vía ferroviaria de entrada al Puerto. Se han instalado un total de 5 desvíos ferroviarios y se han repuesto también 4 pasos a nivel.

Por otra parte, se han terminado los viales, dos calzadas de dos carriles cada una, en cuanto a su paquete de firmes, urbanización, alumbrado, drenaje, línea de media y baja tensión, agua potable y saneamiento, así como red de comunicaciones.



## TARRAGONA

### REHABILITACIÓN DE EDIFICIO DE OFICINAS DE LA ANTIGUA SEDE DE LA AUTORIDAD PORTUARIA DE TARRAGONA

Este edificio es uno de los edificios más singulares de la ciudad de Tarragona y está situado en una posición privilegiada de la ciudad, en un extremo de la actual Playa del Miracle y resulta perfectamente visible desde el balcón del Mediterráneo, situado al final de la Rambla Nova.

Se trata de un edificio aislado, de planta baja, cinco plantas piso y sótano. La estructura es de hormigón armado visto de planta octogonal con una disposición geométrica concreta que conforma la volumetría que lo caracteriza. La envolvente del edificio se completa con un cerramiento de vidrio oscuro de toda la altura de planta con carpintería metálica.

El proyecto a ejecutar define la rehabilitación integral del edificio, que incluirá los usos que se consideran necesarios, tanto los propios del edificio como oficinas para servicios y usos generales de la Autoridad Portuaria de Tarragona, salas para los responsables y servicios administrativos de Salvamento Marítimo, Capitanía Marítima y Señales Marítimas, incluso una sala de crisis habilitada para la intervención en caso de incidentes y emergencias, sala de actos pública, entre otros. En la planta sobrecubierta se situarán los puestos para el personal de control del tráfico marítimo y Salvamento Marítimo: Port Control, Sasemar y un vigía de Prácticos, cubriendo hasta 8 puestos para servicio 24h/365d. Además, albergará los espacios técnicos de instalaciones de comunicaciones necesarios.

Las obras comprenden todos los trabajos necesarios para la reparación de diferentes patologías que presentaba el edificio causadas por el ambiente marino. Además, se realizará un tratamiento en toda la superficie de fachada para mejorar el rendimiento térmico de la envolvente del edificio. Se ha querido dar máxima importancia a la eficiencia energética del edificio con el objetivo de conseguir que tenga grandes prestaciones energéticas de forma pasiva consiguiendo una calificación energética A, con el soporte de las instalaciones de iluminación para conseguir las condiciones óptimas para el desarrollo de la actividad prevista en el interior del edificio.

El edificio tiene aprobada una subvención del IDAE (fondos FEDER) de 1,6 M€ por la aplicación de medidas de eficiencia energética.



## VALENCIA

### PROYECTO DE REDACCIÓN DE PROYECTO, OBRAS Y CONSERVACIÓN DEL NUEVO CENTRO DE INSPECCIÓN FRONTERIZA (C.I.F.) DEL PUERTO DE SAGUNTO

La parcela en la que se sitúa el edificio tiene una superficie aproximada de 31.200 m<sup>2</sup> que se dedica en su mayor parte a aparcamiento de vehículos pesados.

El uso básico al que será destinado el nuevo edificio es el de la inspección de mercancías. A tal efecto, el edificio se organiza en dos grandes áreas: por un lado, el área de uso administrativo, orientada hacia la zona de acceso peatonal de la parcela, y, por otro, el área de inspección de mercancías, vinculada al aparcamiento de vehículos pesados.

Todo el programa se desarrolla en una única planta del siguiente modo:



- Área de uso administrativo: Compuesta por zona de recepción y acceso, circulaciones, despachos, aseos y archivos.
- Área de inspección de mercancías: Se divide en cinco grandes bloques según el tipo de mercancía que van a recibir, almacenar e inspeccionar, estos cinco bloques son:
  - Productos de Origen Animal No Consumo Humano (P.O.A.N.C.H.)
  - Productos de Origen Animal Consumo Humano (P.O.A.C.H.)
  - Productos de Origen No Animal Consumo Humano (P.N.O.A.C.H.)
  - Productos de Origen No Animal No Consumo Humano (P.N.O.A.N.C.H.)
  - Flores y Maderas

Cada bloque está equipado con salas de recepción de mercancías, salas de inspección, almacenes y cámaras.



## VILAGARCÍA

### RENOVACIÓN DE SUPERESTRUCTURA EN EL MUELLE DE FERRAZO

La obra consistió en la rehabilitación del firme que se encontraba en mal estado en el muelle de Ferrazo mediante la demolición del hormigón existente y preparación de la explanada actual para recibir un nuevo pavimento según la "ROM 4.1-18", aumentando el espesor de hormigón en 10 centímetros.

Dentro de esta actuación también se llevó a cabo la sustitución de las tapas de arqueta del cantil que se encontraban deterioradas debido a la oxidación.



#### **AMPLIACIÓN DE VIALES DE ACCESO A LA PARCELA 06-011 (ANTIGUA GRANORSA)**

Las obras consistieron en la ampliación del ancho del vial existente que da acceso a la zona oeste del Muelle de Ferrazo, en la zona adyacente a la parcela que se encuentra sin pavimentar.

El vial se amplió en 10 m de anchura en la zona paralela a las vías del ferrocarril y 18 m de anchura en la zona paralela a la lineación norte del Muelle de Ferrazo.

La actuación consintió en ejecutar el movimiento de tierras que fueron necesarios para construir una nueva explanada de subbase para el nuevo firme, con una capacidad portante del tipo E2, para recibir una nueva sección de firmes de categoría T31, según la Instrucción de firmes 6.1 IC, constituido por una capa de base de 35 cm de zahorra artificial y 15 cm de mezclas bituminosas distribuidos en las capas intermedia y de rodadura.

Además, se ampliaron los servicios existentes en previsión de las futuras acometidas a las parcelas.





### 5. Investments

#### 5.1. Investments 2019

#### 5.2. Investments development (million euros)

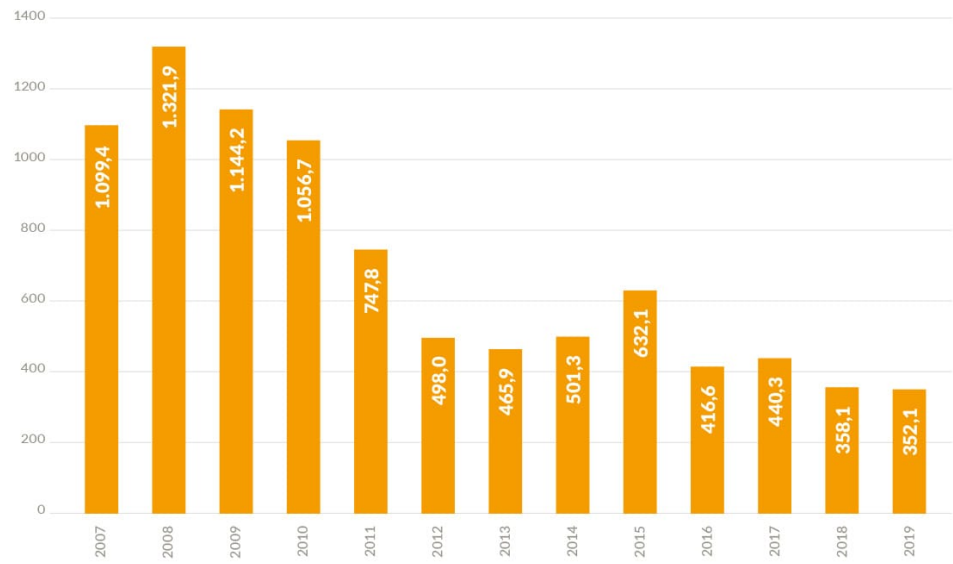
##### 5.2.1. Current euros


### 5.2.1. Euros corrientes

*Current euros*

| Autoridades Portuarias<br>Port Authorities | 2007           | 2008           | 2009           | 2010           | 2011        | 2012         | 2013         | 2014         | 2015         | 2016         | 2017         | 2018         | 2019         | TOTAL          |
|--|----------------|----------------|----------------|----------------|-------------|--------------|--------------|--------------|--------------|--------------|--------------|--------------|--------------|----------------|
| A Coruña                                   | 64,2           | 104,6          | 115,9          | 209,8          | 104,3       | 28,4         | 15,7         | 12,1         | 51,8         | 29,3         | 7,1          | 4,5          | 16,5         | 764,2          |
| Alicante                                   | 6,7            | 10,2           | 3,7            | 4,0            | 1,9         | 1,4          | 3,5          | 3,5          | 1,1          | 1,1          | 3,3          | 2,2          | 2,6          | 45,1           |
| Almería                                    | 15,0           | 23,9           | 8,1            | 9,7            | 9,6         | 2,9          | 2,4          | 13,0         | 10,3         | 4,4          | 1,5          | 1,7          | 1,1          | 103,5          |
| Avilés                                     | 9,0            | 18,8           | 10,0           | 4,7            | 15,8        | 15,7         | 10,0         | 9,1          | 6,4          | 2,6          | 2,6          | 6,3          | 2,2          | 113,2          |
| Bahía de Algeciras                         | 100,4          | 96,9           | 101,8          | 61,4           | 41,3        | 21,5         | 26,0         | 23,9         | 86,6         | 25,1         | 13,9         | 18,3         | 20,6         | 637,5          |
| Bahía de Cádiz                             | 18,1           | 22,7           | 4,1            | 4,8            | 1,8         | 26,5         | 21,3         | 26,3         | 25,2         | 16,5         | 4,6          | 4,3          | 3,7          | 179,9          |
| Baleares                                   | 32,7           | 24,4           | 19,9           | 34,6           | 63,6        | 47,1         | 20,3         | 17,8         | 20,7         | 15,0         | 26,3         | 22,0         | 19,3         | 363,8          |
| Barcelona                                  | 184,9          | 171,2          | 115,1          | 92,3           | 105,4       | 85,7         | 85,1         | 40,8         | 66,9         | 26,6         | 73,8         | 49,3         | 59,8         | 1.156,8        |
| Bilbao                                     | 22,1           | 59,1           | 47,0           | 46,7           | 50,0        | 22,1         | 32,8         | 47,8         | 30,3         | 32,3         | 65,5         | 49,2         | 39,3         | 544,1          |
| Cartagena                                  | 11,7           | 16,5           | 28,2           | 20,1           | 27,8        | 14,0         | 17,0         | 11,6         | 12,5         | 38,4         | 23,4         | 23,1         | 11,3         | 255,6          |
| Castellón                                  | 19,8           | 22,2           | 36,7           | 23,5           | 7,0         | 5,8          | 4,7          | 3,4          | 3,1          | 3,5          | 8,5          | 4,1          | 5,6          | 148,1          |
| Ceuta                                      | 4,7            | 5,0            | 5,4            | 6,0            | 3,9         | 2,5          | 1,1          | 1,7          | 5,0          | 2,7          | 4,3          | 2,8          | 3,9          | 49,1           |
| Ferrol-San Cibrao                          | 23,0           | 19,7           | 17,3           | 13,1           | 6,2         | 5,8          | 5,2          | 2,9          | 9,5          | 3,1          | 8,2          | 9,2          | 11,9         | 135,1          |
| Gijón                                      | 192,8          | 201,0          | 124,3          | 155,2          | 10,1        | 4,1          | 7,3          | 60,2         | 3,3          | 3,0          | 1,9          | 6,5          | 5,3          | 774,8          |
| Huelva                                     | 28,2           | 16,4           | 22,3           | 23,0           | 17,1        | 11,6         | 52,3         | 67,4         | 67,9         | 59,5         | 32,0         | 39,4         | 41,0         | 478,1          |
| Las Palmas                                 | 51,1           | 87,5           | 23,8           | 23,1           | 17,2        | 27,9         | 13,4         | 32,6         | 43,4         | 23,9         | 29,6         | 14,5         | 20,4         | 408,4          |
| Málaga                                     | 16,5           | 19,2           | 22,5           | 5,8            | 9,6         | 10,3         | 3,5          | 6,3          | 3,9          | 1,5          | 1,4          | 1,1          | 1,9          | 103,4          |
| Marín y Ría de Pontevedra                  | 8,6            | 7,6            | 8,2            | 7,6            | 3,1         | 5,8          | 1,2          | 3,8          | 7,6          | 1,0          | 1,6          | 2,8          | 0,8          | 59,6           |
| Melilla                                    | 20,4           | 13,6           | 14,7           | 9,2            | 4,1         | 2,6          | 4,5          | 5,2          | 3,7          | 4,5          | 3,4          | 3,1          | 2,0          | 91,0           |
| Motril                                     | 10,8           | 5,4            | 3,2            | 3,9            | 1,7         | 1,2          | 1,3          | 12,1         | 5,7          | 2,6          | 3,7          | 1,3          | 2,4          | 55,2           |
| Pasaia                                     | 2,1            | 1,6            | 4,2            | 10,7           | 11,5        | 5,8          | 6,0          | 5,6          | 3,0          | 1,4          | 2,4          | 2,4          | 3,7          | 60,6           |
| Sta. C. de Tenerife                        | 31,1           | 44,8           | 34,7           | 24,4           | 26,8        | 34,5         | 20,3         | 38,1         | 80,2         | 47,8         | 38,7         | 24,6         | 15,8         | 461,7          |
| Santander                                  | 5,0            | 13,1           | 20,6           | 5,0            | 6,9         | 2,5          | 29,8         | 11,8         | 12,8         | 20,3         | 23,1         | 8,3          | 4,8          | 164,0          |
| Sevilla                                    | 34,6           | 62,5           | 69,8           | 16,7           | 31,9        | 0,5          | 1,2          | 2,3          | 20,2         | 9,5          | 16,0         | 8,5          | 4,4          | 278,0          |
| Tarragona                                  | 31,4           | 36,5           | 56,0           | 32,7           | 45,0        | 35,2         | 25,8         | 18,3         | 20,7         | 13,8         | 17,5         | 18,7         | 11,4         | 362,8          |
| Valencia                                   | 131,8          | 182,8          | 180,0          | 172,0          | 103,7       | 46,8         | 25,2         | 11,8         | 15,2         | 10,6         | 16,8         | 19,5         | 17,2         | 933,6          |
| Vigo                                       | 15,1           | 26,0           | 28,9           | 20,9           | 16,9        | 23,5         | 19,7         | 7,4          | 11,5         | 14,7         | 7,7          | 8,6          | 20,8         | 221,8          |
| Vilagarcía                                 | 6,8            | 6,9            | 11,2           | 8,0            | 2,0         | 5,6          | 4,7          | 2,8          | 1,6          | 1,1          | 0,9          | 0,8          | 0,8          | 53,3           |
| Puertos del Estado                         | 0,9            | 1,8            | 6,8            | 222,5          | 171,5       | 0,9          | 15,4         | 1,6          | 38,1         | 28,2         | 4,9          | 4,0          | 10,4         | 507,0          |
| Ajustes consolidación                      | -              | -              | -              | -214,5         | -169,8      | -            | -11,0        | -            | -36,3        | -27,4        | -4,2         | -3,0         | -9,0         | -475,0         |
| <b>TOTAL</b>                               | <b>1.099,4</b> | <b>1.321,9</b> | <b>1.144,2</b> | <b>1.056,7</b> | <b>74,8</b> | <b>498,0</b> | <b>465,9</b> | <b>501,3</b> | <b>632,1</b> | <b>416,6</b> | <b>440,3</b> | <b>358,1</b> | <b>352,1</b> | <b>9.034,4</b> |

**Evolución de las inversiones (euros corrientes) / Investments evolution (current euros)**






AUTONOMOUS REGIONAL GOVERNMENT DEPENDING PORTS > Total traffic (tonnes)

AUTONOMOUS REGIONAL GOVERNMENT DEPENDING PORTS

|   |
|---|
| 1. Total traffic (tonnes)                                     |
| 2. Total traffic by type of operation (tonnes)                |
| 3. Total traffic by type of navigation (tonnes)               |
| 4. Classification of goods by types (tonnes)                  |
| 5. Fish captures. Tonnes and value                            |
| 6. Total merchant ships entered in the year (number and GT's) |
| 7. Sea passengers (number)                                    |
| 8. Automobiles in transport regime (number)                   |

**1. Tráfico total (toneladas)**  
*Total traffic (tonnes)*

|              | GRANELES LÍQUIDOS<br>LIQUID BULK |                           |               | GRANELES SÓLIDOS<br>SOLID BULK | MERCANCÍA GENERAL<br>GENERAL CARGO | PESCA FISH CAPTURES | AVITUALLAMIENTO<br>SUPPLIES   |                |                | TRÁFICO INTERIOR<br>LOCAL TRAFFIC | TOTAL TOTAL       |
|--------------|----------------------------------|---------------------------|---------------|--------------------------------|------------------------------------|---------------------|-------------------------------|----------------|----------------|-----------------------------------|-------------------|
|              | P. petrol.<br>Petrol p.          | O. Líquidos<br>O. liquids | Total Total   |                                |                                    |                     | Comb. líquidos<br>Liquid fuel | Resto<br>Other | Total Total    |                                   |                   |
| Pais Vasco   | -                                | -                         | -             | -                              | 218.729                            | -                   | -                             | -              | -              | -                                 | 218.729           |
| Cantabria    | -                                | -                         | -             | -                              | -                                  | 22.009              | 4.870                         | 20.998         | 25.868         | -                                 | 47.877            |
| Asturias     | -                                | -                         | -             | -                              | -                                  | 3.454               | -                             | -              | -              | -                                 | 3.454             |
| Galicia      | -                                | -                         | -             | 894.339                        | 593.065                            | 88.123              | 47.884                        | 107.481        | 155.365        | -                                 | 1.730.892         |
| Andalucía    | -                                | -                         | -             | 6.570.208                      | 52.498                             | 39.112              | 42.357                        | 17.675         | 60.032         | -                                 | 6.721.850         |
| Murcia       | -                                | -                         | -             | -                              | -                                  | 4.212               | -                             | -              | -              | -                                 | 4.212             |
| Valencia     | 19.579                           | -                         | 19.579        | 408.874                        | 103.423                            | 15.602              | 42.222                        | 56.911         | 99.133         | -                                 | 646.611           |
| Cataluña     | 2.508                            | -                         | 2.508         | 912.247                        | 146.202                            | 21.243              | -                             | -              | -              | -                                 | 1.082.200         |
| Baleares     | -                                | -                         | -             | -                              | 609.674                            | 1.240               | 7.479                         | -              | 7.479          | -                                 | 618.393           |
| Canarias     | -                                | -                         | -             | -                              | -                                  | -                   | -                             | -              | -              | -                                 | -                 |
| <b>TOTAL</b> | <b>22.087</b>                    | <b>-</b>                  | <b>22.087</b> | <b>8.785.668</b>               | <b>1.723.591</b>                   | <b>194.995</b>      | <b>144.812</b>                | <b>203.065</b> | <b>347.877</b> | <b>-</b>                          | <b>11.074.218</b> |



AUTONOMOUS REGIONAL GOVERNMENT DEPENDING PORTS > Total traffic by type of operation (tonnes)

**AUTONOMOUS REGIONAL GOVERNMENT DEPENDING PORTS**

1. Total traffic (tonnes)

2. Total traffic by type of operation (tonnes)

3. Total traffic by type of navigation (tonnes)

4. Classification of goods by types (tonnes)

5. Fish captures. Tonnes and value

6. Total merchant ships entered in the year (number and GT's)


7. Sea passengers (number)

8. Automobiles in transport regime (number)

## 2. Tráfico total por tipo de operación (toneladas)

*Total traffic by type of operation (tonnes)*

|              | EMBARCADAS<br>LOADED |                     |                       |                                       |                  | DESEMBARCADAS<br>UNLOADED |                     |                           |                                       |                  | TRANSBORDADAS<br>TRANSHIPPED | TOTAL<br>TOTAL    |
|--------------|----------------------|---------------------|-----------------------|---------------------------------------|------------------|---------------------------|---------------------|---------------------------|---------------------------------------|------------------|------------------------------|-------------------|
|              | Cabotaje<br>Cabotage | Exterior<br>Foreign | Avituall.<br>Supplies | Tráf.<br>interior<br>Local<br>traffic | Total<br>Total   | Cabotaje<br>Cabotage      | Exterior<br>Foreign | Pesca<br>Fish<br>captures | Tráf.<br>interior<br>Local<br>traffic | Total<br>Total   |                              |                   |
| País Vasco   | 40.264               | 70.243              | -                     | -                                     | 110.507          | 83.641                    | 24.581              | -                         | -                                     | 108.222          | -                            | 218.729           |
| Cantabria    | -                    | -                   | 25.868                | -                                     | 25.868           | -                         | -                   | 22.009                    | -                                     | 22.009           | -                            | 47.877            |
| Asturias     | -                    | -                   | -                     | -                                     | -                | -                         | -                   | 3.454                     | -                                     | 3.454            | -                            | 3.454             |
| Galicia      | 177.630              | 1.019.169           | 155.365               | -                                     | 1.352.164        | 72.517                    | 218.088             | 88.123                    | -                                     | 378.728          | -                            | 1.730.892         |
| Andalucía    | 2.379.090            | 4.243.616           | 60.032                | -                                     | 6.682.738        | -                         | -                   | 39.112                    | -                                     | 39.112           | -                            | 6.721.850         |
| Murcia       | -                    | -                   | -                     | -                                     | -                | -                         | -                   | 4.212                     | -                                     | 4.212            | -                            | 4.212             |
| Valencia     | 101.558              | 362.776             | 99.133                | -                                     | 563.467          | 8.418                     | 59.124              | 15.602                    | -                                     | 83.144           | -                            | 646.611           |
| Cataluña     | 476.809              | 387.956             | -                     | -                                     | 864.765          | 60.026                    | 136.166             | 21.243                    | -                                     | 217.435          | -                            | 1.082.200         |
| Baleares     | 232.021              | -                   | 7.479                 | -                                     | 239.500          | 377.653                   | -                   | 1.240                     | -                                     | 378.893          | -                            | 618.393           |
| Canarias     | -                    | -                   | -                     | -                                     | -                | -                         | -                   | -                         | -                                     | -                | -                            | -                 |
| <b>TOTAL</b> | <b>3.407.372</b>     | <b>6.083.760</b>    | <b>347.877</b>        | <b>-</b>                              | <b>9.839.009</b> | <b>602.255</b>            | <b>437.959</b>      | <b>194.995</b>            | <b>-</b>                              | <b>1.235.209</b> | <b>-</b>                     | <b>11.074.218</b> |



AUTONOMOUS REGIONAL GOVERNMENT DEPENDING PORTS > Total traffic by type of navigation (tonnes)


AUTONOMOUS REGIONAL GOVERNMENT DEPENDING PORTS

|   |
|---|
| 1. Total traffic (tonnes)                                     |
| 2. Total traffic by type of operation (tonnes)                |
| 3. Total traffic by type of navigation (tonnes)               |
| 4. Classification of goods by types (tonnes)                  |
| 5. Fish captures. Tonnes and value                            |
| 6. Total merchant ships entered in the year (number and GT's) |
| 7. Sea passengers (number)                                    |
| 8. Automobiles in transport regime (number)                   |

**3. Tráfico total por tipo de navegación (toneladas)**  
*Total traffic by type of navigation (tonnes)*

|              | CABOTAJE<br>CABOTAGE |                                |                  | EXTERIOR<br>FOREIGN  |                                |                  | Trans-<br>bordadas<br>Transhipped | Pesca,<br>avituallam.<br>y tráfico<br>Interior<br>Fish<br>captures,<br>supplies &<br>local traffic | TOTAL<br>TOTAL    |
|--------------|----------------------|--------------------------------|------------------|----------------------|--------------------------------|------------------|-----------------------------------|--|-------------------|
|              | Embarcadas<br>Loaded | Desem-<br>barcadas<br>Unloaded | Total<br>Total   | Embarcadas<br>Loaded | Desem-<br>barcadas<br>Unloaded | Total<br>Total   |                                   |  |                   |
| Pais Vasco   | 40.264               | 83.641                         | 123.905          | 70.243               | 24.581                         | 94.824           | -                                 | -  | 218.729           |
| Cantabria    | -                    | -                              | -                | -                    | -                              | -                | -                                 | 47.877   | 47.877            |
| Asturias     | -                    | -                              | -                | -                    | -                              | -                | -                                 | 3.454  | 3.454             |
| Galicia      | 177.630              | 72.517                         | 250.147          | 1.019.169            | 218.088                        | 1.237.257        | -                                 | 243.488  | 1.730.892         |
| Andalucía    | 2.379.090            | -                              | 2.379.090        | 4.243.616            | -                              | 4.243.616        | -                                 | 99.144   | 6.721.850         |
| Murcia       | -                    | -                              | -                | -                    | -                              | -                | -                                 | 4.212  | 4.212             |
| Valencia     | 101.558              | 8.418                          | 109.976          | 362.776              | 59.124                         | 421.900          | -                                 | 114.735  | 646.611           |
| Cataluña     | 476.809              | 60.026                         | 536.835          | 387.956              | 136.166                        | 524.122          | -                                 | 21.243   | 1.082.200         |
| Baleares     | 232.021              | 377.653                        | 609.674          | -                    | -                              | -                | -                                 | 8.719  | 618.393           |
| Canarias     | -                    | -                              | -                | -                    | -                              | -                | -                                 | -  | -                 |
| <b>TOTAL</b> | <b>3.407.372</b>     | <b>602.255</b>                 | <b>4.009.627</b> | <b>6.083.760</b>     | <b>437.959</b>                 | <b>6.521.719</b> | <b>-</b>                          | <b>542.872</b>   | <b>11.074.218</b> |





AUTONOMOUS REGIONAL GOVERNMENT DEPENDENT PORTS > Classification of goods by types (tonnes)


AUTONOMOUS REGIONAL GOVERNMENT DEPENDENT PORTS

|   |
|---|
| 1. Total traffic (tonnes)                                     |
| 2. Total traffic by type of operation (tonnes)                |
| 3. Total traffic by type of navigation (tonnes)               |
| 4. Classification of goods by types (tonnes)                  |
| 5. Fish captures. Tonnes and value                            |
| 6. Total merchant ships entered in the year (number and GT's) |
| 7. Sea passengers (number)                                    |
| 8. Automobiles in transport regime (number)                   |

4. Clasificación de mercancías según su naturaleza (toneladas)  
Classification of goods by types (tonnes)

|    | MERCANCIAS<br>GOODS   | CABOTAJE<br>CABOTAGE |                          |                | EXTERIOR<br>FOREIGN |                          |                | TOTAL<br>TOTAL    |                          |                |
|----|---|----------------------|--------------------------|----------------|---------------------|--------------------------|----------------|-------------------|--------------------------|----------------|
|    |   | EMBARC.<br>LOADED    | DESEMB.<br>UN-<br>LOADED | TOTAL<br>TOTAL | EMBARC.<br>LOADED   | DESEMB.<br>UN-<br>LOADED | TOTAL<br>TOTAL | EMBARC.<br>LOADED | DESEMB.<br>UN-<br>LOADED | TOTAL<br>TOTAL |
|    | <b>ENERGÉTICO<br/>ENERGETIC<br/>PRODUCTS</b>                                | 19.442               | 58.348                   | 77.790         | 2.623               | 56.387                   | 59.010         | 22.065            | 114.735                  | 136.800        |
| 01 | Petróleo crudo<br>Crude oil   | -                    | -                        | -              | -                   | -                        | -              | -                 | -                        | -              |
| 02 | Fueloil<br>Fuel oil   | 10.060               | -                        | 10.060         | -                   | -                        | -              | 10.060            | -                        | 10.060         |
| 03 | Gasoil<br>Gas oil   | 9.360                | -                        | 9.360          | 2.623               | -                        | 2.623          | 11.983            | -                        | 11.983         |
| 04 | Gasolina<br>Petrol  | -                    | -                        | -              | -                   | -                        | -              | -                 | -                        | -              |
| 06 | Otros productos<br>petrolíferos<br>Other petroleum<br>products              | -                    | 58                       | 58             | -                   | -                        | -              | -                 | 58                       | 58             |
| 07 | Gases energéticos de<br>petróleo<br>Energetic petroleum<br>gases            | -                    | -                        | -              | -                   | -                        | -              | -                 | -                        | -              |
| 35 | Gas natural<br>Natural gas  | -                    | -                        | -              | -                   | -                        | -              | -                 | -                        | -              |
| 12 | Carbones y coque de<br>petróleo<br>Steam coal and<br>petroleum coke         | 22                   | 58.290                   | 58.312         | -                   | 56.387                   | 56.387         | 22                | 114.677                  | 114.699        |
| 51 | Biocombustibles<br>Biofuel  | -                    | -                        | -              | -                   | -                        | -              | -                 | -                        | -              |
|    | <b>SIDEROMETALÚRGICO<br/>IRON, STEEL AND<br/>METALLURGICAL<br/>GOODS</b>    | 150.507              | 134.546                  | 285.053        | 656.872             | 106.059                  | 762.931        | 807.379           | 240.605                  | 1.047.984      |
| 08 | Mineral de hierro<br>Iron ore   | 1.306                | 1.446                    | 2.752          | -                   | -                        | -              | 1.306             | 1.446                    | 2.752          |
| 10 | Otros minerales y<br>residuos metálicos<br>Other mineral ores               | 132.374              | 55.406                   | 187.780        | 595.603             | 42.799                   | 638.402        | 727.977           | 98.205                   | 826.182        |
| 11 | Chatarra de hierro<br>Scrap iron  | 383                  | 307                      | 690            | -                   | -                        | -              | 383               | 307                      | 690            |
| 13 | Productos siderúrgicos<br>Siderurgical products                             | 15.190               | 60.769                   | 75.959         | 61.269              | 63.260                   | 124.529        | 76.459            | 124.029                  | 200.488        |
| 36 | Otros productos<br>metalúrgicos<br>Other metallurgic<br>products            | 1.254                | 16.617                   | 17.871         | -                   | -                        | -              | 1.254             | 16.617                   | 17.871         |
|    | <b>MINERALES NO<br/>METÁLICOS<br/>NON-METALLIC<br/>MINERALS</b>             | 35.886               | 11.913                   | 47.799         | 343.732             | 59.124                   | 402.856        | 379.618           | 71.037                   | 450.655        |
| 25 | Sal común<br>Salt   | 33.191               | 11.725                   | 44.916         | 313.676             | 59.124                   | 372.800        | 346.867           | 70.849                   | 417.716        |
| 52 | Otros minerales no<br>metálicos<br>Other non-metallic<br>minerals           | 2.695                | 188                      | 2.883          | 30.056              | -                        | 30.056         | 32.751            | 188                      | 32.939         |
|    | <b>ABONOS<br/>FERTILIZERS</b>   | 242                  | 254                      | 496            | 13.356              | 4.757                    | 18.113         | 13.598            | 5.011                    | 18.609         |
| 14 | Fosfatos<br>Phosphates  | -                    | -                        | -              | -                   | -                        | -              | -                 | -                        | -              |
| 15 | Potasas<br>Potash   | -                    | -                        | -              | -                   | -                        | -              | -                 | -                        | -              |
| 16 | Abonos naturales y<br>artificiales<br>Natural and artificial<br>fertilizers | 242                  | 254                      | 496            | 13.356              | 4.757                    | 18.113         | 13.598            | 5.011                    | 18.609         |
|    | <b>PRODUCTOS</b>  | 217                  | 3.276                    | 3.493          | 48.985              | -                        | 48.985         | 49.202            | 3.276                    | 52.478         |

|    |   |                  |                |                  |                  |                |                  |                  |                  |                   |
|----|---|------------------|----------------|------------------|------------------|----------------|------------------|------------------|------------------|-------------------|
|    | <b>QUÍMICOS</b><br><i>CHEMICAL PRODUCTS</i>                                       |                  |                |                  |                  |                |                  |                  |                  |                   |
| 17 | Productos químicos<br><i>Chemical products</i>                                    | 217              | 3.276          | 3.493            | 48.985           | -              | 48.985           | 49.202           | 3.276            | 52.478            |
|    | <b>MATERIALES DE CONSTRUCCIÓN</b><br><i>BUILDING MATERIALS</i>                    | 2.910.518        | 8.020          | 2.918.538        | 4.578.873        | -              | 4.578.873        | 7.489.391        | 8.020            | 7.497.411         |
| 05 | Asfalto<br><i>Asphalt</i>   | 24               | 1.229          | 1.253            | -                | -              | -                | 24               | 1.229            | 1.253             |
| 18 | Cemento y clinker<br><i>Cement and clinker</i>                                    | 477.864          | 3.111          | 480.975          | 335.257          | -              | 335.257          | 813.121          | 3.111            | 816.232           |
| 20 | Materiales de construcción<br><i>Manufactured building materials</i>              | 2.432.630        | 3.680          | 2.436.310        | 4.243.616        | -              | 4.243.616        | 6.676.246        | 3.680            | 6.679.926         |
|    | <b>AGROGANADERO Y ALIMENTARIO</b><br><i>AGRICULTURAL AND FOOD PRODUCTS</i>        | 51.105           | 171.363        | 222.467          | -                | 130.828        | 130.828          | 51.105           | 302.191          | 353.295           |
| 21 | Cereales y sus harinas<br><i>Cereals and their flours</i>                         | 39               | -              | 39               | -                | 14.364         | 14.364           | 39               | 14.364           | 14.403            |
| 22 | Habas de soja<br><i>Soybeans</i>  | -                | -              | -                | -                | -              | -                | -                | -                | -                 |
| 23 | Frutas, hortalizas y legumbres<br><i>Fruits and vegetables</i>                    | 7.480            | 1.391          | 8.871            | -                | -              | -                | 7.480            | 1.391            | 8.871             |
| 24 | Vinos, bebidas, alcoholes y derivados<br><i>Wines, drinks and spirits</i>         | 529              | 30.868         | 31.397           | -                | -              | -                | 529              | 30.868           | 31.397            |
| 27 | Conservas<br><i>Tinned food</i>   | -                | -              | -                | -                | -              | -                | -                | -                | -                 |
| 28 | Tabaco, cacao, café y especias<br><i>Tobacco, cacao, coffee and spices</i>        | 48               | 413            | 460              | -                | -              | -                | 48               | 413              | 460               |
| 29 | Aceites y grasas<br><i>Oils and greases</i>                                       | 1.117            | 144            | 1.261            | -                | -              | -                | 1.117            | 144              | 1.261             |
| 30 | Otros productos alimenticios<br><i>Other foods</i>                                | 36.276           | 138.201        | 174.477          | -                | -              | -                | 36.276           | 138.201          | 174.477           |
| 33 | Pescado congelado y refrigerado<br><i>Chilled and frozen dish</i>                 | 57               | 76             | 133              | -                | 116.464        | 116.464          | 57               | 116.540          | 116.597           |
| 37 | Piensos y forrajes<br><i>Animal feed and fodder</i>                               | 5.559            | 270            | 5.829            | -                | -              | -                | 5.559            | 270              | 5.829             |
|    | <b>OTRAS MERCANCÍAS</b><br><i>OTHER GOODS</i>                                     | 52.454           | 32.338         | 84.792           | 439.242          | 79.169         | 518.411          | 491.696          | 111.507          | 603.203           |
| 19 | Madera y corcho<br><i>Woods and cork</i>  | 26.887           | 15.649         | 42.536           | 101.572          | 5.950          | 107.522          | 128.459          | 21.599           | 150.058           |
| 26 | Papel y pasta<br><i>Paper and pulp</i>  | 9.920            | 1.930          | 11.850           | 332.630          | 73.215         | 405.845          | 342.550          | 75.145           | 417.695           |
| 31 | Maquinaria y repuestos<br><i>Machinery, tools and spares</i>                      | 1.315            | 4.377          | 5.692            | -                | -              | -                | 1.315            | 4.377            | 5.692             |
| 34 | Resto de mercancías<br><i>Other goods</i>   | 14.332           | 10.381         | 24.714           | 5.040            | 4              | 5.044            | 19.372           | 10.385           | 29.758            |
|    | <b>VEHÍCULOS Y ELEMENTOS DE TRANSPORTE</b><br><i>VEHICLES AND TRANSPORT ITEMS</i> | 187.002          | 182.197        | 369.199          | 77               | 1.635          | 1.712            | 187.079          | 183.832          | 370.911           |
| 32 | Vehículos y sus piezas<br><i>Motor vehicles and parts</i>                         | 99.882           | 10.458         | 110.341          | -                | -              | -                | 99.882           | 10.458           | 110.341           |
| 38 | Tara equipamiento ro-ro<br><i>Ro-ro traffic tare weights</i>                      | 75.832           | 154.620        | 230.451          | -                | -              | -                | 75.832           | 154.620          | 230.451           |
| 39 | Tara de contenedores<br><i>Containers tare weights</i>                            | 11.288           | 17.119         | 28.407           | 77               | 1.635          | 1.712            | 11.365           | 18.754           | 30.119            |
|    | <b>TOTAL</b>  | <b>3.407.373</b> | <b>602.255</b> | <b>4.009.628</b> | <b>6.083.760</b> | <b>437.959</b> | <b>6.521.719</b> | <b>9.491.133</b> | <b>1.040.214</b> | <b>10.531.347</b> |



AUTONOMOUS REGIONAL GOVERNMENT DEPENDENT PORTS > Fish captures. Tonnes and value


**AUTONOMOUS REGIONAL GOVERNMENT DEPENDENT PORTS**

|   |
|---|
| 1. Total traffic (tonnes)                                     |
| 2. Total traffic by type of operation (tonnes)                |
| 3. Total traffic by type of navigation (tonnes)               |
| 4. Classification of goods by types (tonnes)                  |
| <b>5. Fish captures. Tonnes and value</b>                     |
| 6. Total merchant ships entered in the year (number and GT's) |
| 7. Sea passengers (number)                                    |
| 8. Automobiles in transport regime (number)                   |

### 5. Pesca capturada. Toneladas y valor en primera venta

*Fish captures. Tonnes and value*

|              | PESCA<br>FISH CAPTURES |                          |                |                |  | PESCA<br>CONGELADA<br>FROZEN FISH | PESCA TOTAL<br>TOTAL FISH |
|--------------|------------------------|--------------------------|----------------|----------------|--|-----------------------------------|---------------------------|
|              | Moluscos<br>Shell      | Crustáceos<br>Crustacean | Peces<br>Fish  | Total<br>Total | Valor 1ª venta<br>(euros)<br>Value (euros) |                                   |                           |
| Pais Vasco   | -                      | -                        | -              | -              | -  | -                                 | -                         |
| Cantabria    | 196                    | 4                        | 21.809         | 22.009         | 40.923.740                                 | -                                 | 22.009                    |
| Asturias     | 99                     | 64                       | 3.291          | 3.454          | 13.278.501                                 | -                                 | 3.454                     |
| Galicia      | 11.785                 | 682                      | 75.656         | 88.123         | 277.704.380                                | 116.464                           | 204.587                   |
| Andalucía    | 9.479                  | 2.971                    | 26.662         | 39.112         | 143.283.750                                | -                                 | 39.112                    |
| Murcia       | -                      | -                        | 4.212          | 4.212          | 11.013.427                                 | -                                 | 4.212                     |
| Valencia     | 2.250                  | 1.586                    | 11.765         | 15.602         | 56.485.505                                 | -                                 | 15.602                    |
| Cataluña     | -                      | -                        | 21.243         | 21.243         | 93.014.049                                 | -                                 | 21.243                    |
| Baleares     | -                      | -                        | 1.240          | 1.240          | 10.779.829                                 | 69.500                            | 70.740                    |
| Canarias     | -                      | -                        | -              | -              | -  | -                                 | -                         |
| <b>TOTAL</b> | <b>23.809</b>          | <b>5.307</b>             | <b>165.879</b> | <b>194.995</b> | <b>646.483.181</b>                         | <b>185.964</b>                    | <b>380.959</b>            |



AUTONOMOUS REGIONAL GOVERNMENT DEPENDING PORTS > Total merchant ships entered in the year (number and GT's)


**AUTONOMOUS REGIONAL GOVERNMENT DEPENDING PORTS**

|  |
|--|
| 1. Total traffic (tonnes)  |
| 2. Total traffic by type of operation (tonnes)                       |
| 3. Total traffic by type of navigation (tonnes)                      |
| 4. Classification of goods by types (tonnes)                         |
| 5. Fish captures. Tonnes and value                                   |
| <b>6. Total merchant ships entered in the year (number and GT's)</b> |
| 7. Sea passengers (number)   |
| 8. Automobiles in transport regime (number)                          |

### 6. Total buques mercantes entrados en el año

*Total merchant ships entered in the year*

|              | NACIONALES<br>SPANISH |                   | EXTRANJEROS<br>FOREIGN |                  | TOTAL<br>TOTAL   |                   |
|--------------|-----------------------|-------------------|------------------------|------------------|------------------|-------------------|
|              | Número<br>Number      | G.T.<br>G.T.      | Número<br>Number       | G.T.<br>G.T.     | Número<br>Number | G.T.<br>G.T.      |
| País Vasco   | 6                     | 19.692            | 93                     | 265.390          | 99               | 285.082           |
| Cantabria    | -                     | -                 | -                      | -                | -                | -                 |
| Asturias     | -                     | -                 | -                      | -                | -                | -                 |
| Galicia      | 17                    | 83.695            | 325                    | 1.254.893        | 342              | 1.338.588         |
| Andalucía    | 5                     | 15.277            | 318                    | 4.980.625        | 323              | 4.995.902         |
| Murcia       | -                     | -                 | -                      | -                | -                | -                 |
| Valencia     | 785                   | 5.342.216         | 77                     | 310.086          | 862              | 5.652.302         |
| Cataluña     | 7                     | 25.286            | 315                    | 1.285.708        | 322              | 1.310.994         |
| Baleares     | 1.391                 | 13.214.840        | -                      | -                | 1.391            | 13.214.840        |
| Canarias     | 39                    | 137.757           | 16                     | 86.100           | 55               | 223.857           |
| <b>TOTAL</b> | <b>2.250</b>          | <b>18.838.763</b> | <b>1.144</b>           | <b>8.182.802</b> | <b>3.394</b>     | <b>27.021.565</b> |




AUTONOMOUS REGIONAL GOVERNMENT DEPENDING PORTS > Sea passengers (number)

**AUTONOMOUS REGIONAL GOVERNMENT DEPENDING PORTS**

|   |
|---|
| 1. Total traffic (tonnes)                                     |
| 2. Total traffic by type of operation (tonnes)                |
| 3. Total traffic by type of navigation (tonnes)               |
| 4. Classification of goods by types (tonnes)                  |
| 5. Fish captures. Tonnes and value                            |
| 6. Total merchant ships entered in the year (number and GT's) |
| <b>7. Sea passengers (number)</b>                             |
| 8. Automobiles in transport regime (number)                   |

### 7. Pasajeros (número) *Sea passengers (number)*

|              | CABOTAJE<br>CABOTAGE |                           |                  | EXTERIOR<br>FOREIGN  |                           |                | CABOTAJE + EXTERIOR<br>CABOTAGE + FOREIGN |                           |                  | TRÁFICO INTERIOR<br>LOCAL<br>TRAFFIC |
|--------------|----------------------|---------------------------|------------------|----------------------|---------------------------|----------------|---|---------------------------|------------------|--------------------------------------|
|              | Embarcados<br>Loaded | Desembarcados<br>Unloaded | Total<br>Total   | Embarcados<br>Loaded | Desembarcados<br>Unloaded | Total<br>Total | Embarcados<br>Loaded                      | Desembarcados<br>Unloaded | Total<br>Total   |                                      |
| Pais Vasco   | -                    | -                         | -                | -                    | -                         | -              | -   | -                         | -                | -                                    |
| Cantabria    | -                    | -                         | -                | -                    | -                         | -              | -   | -                         | -                | -                                    |
| Asturias     | -                    | -                         | -                | -                    | -                         | -              | -   | -                         | -                | -                                    |
| Galicia      | -                    | -                         | -                | 28.422               | -                         | 28.422         | 28.422                                    | -                         | 28.422           | 764.165                              |
| Andalucía    | 118.448              | 118.448                   | 236.896          | 72.071               | 72.071                    | 144.142        | 190.519                                   | 190.519                   | 381.038          | -                                    |
| Murcia       | -                    | -                         | -                | -                    | -                         | -              | -   | -                         | -                | -                                    |
| Valencia     | 891.717              | 893.411                   | 1.785.128        | -                    | -                         | -              | 891.717                                   | 893.411                   | 1.785.128        | 166.564                              |
| Cataluña     | -                    | -                         | -                | 56.731               | -                         | 56.731         | 56.731                                    | -                         | 56.731           | 378.325                              |
| Baleares     | 235.001              | 241.445                   | 476.446          | -                    | -                         | -              | 235.001                                   | 241.445                   | 476.446          | 1.779.975                            |
| Canarias     | 2.510.023            | 2.511.970                 | 5.021.993        | -                    | -                         | -              | 2.510.023                                 | 2.511.970                 | 5.021.993        | -                                    |
| <b>TOTAL</b> | <b>3.755.189</b>     | <b>3.765.274</b>          | <b>7.520.463</b> | <b>157.224</b>       | <b>72.071</b>             | <b>229.295</b> | <b>3.912.413</b>                          | <b>3.837.345</b>          | <b>7.749.758</b> | <b>3.089.029</b>                     |



AUTONOMOUS REGIONAL GOVERNMENT DEPENDING PORTS > Automobiles in transport regime (number)

AUTONOMOUS REGIONAL GOVERNMENT DEPENDING PORTS

|   |
|---|
| 1. Total traffic (tonnes)                                     |
| 2. Total traffic by type of operation (tonnes)                |
| 3. Total traffic by type of navigation (tonnes)               |
| 4. Classification of goods by types (tonnes)                  |
| 5. Fish captures. Tonnes and value                            |
| 6. Total merchant ships entered in the year (number and GT's) |
| 7. Sea passengers (number)                                    |
| 8. Automobiles in transport regime (number)                   |

### 8. Automóviles en régimen de pasaje (número)

*Automobiles in transport regime (number)*

|              | CABOTAJE<br>CABOTAGE |                                |                  | EXTERIOR<br>FOREIGN  |                                |                | CABOTAJE + EXTERIOR<br>CABOTAGE + FOREIGN |                                |                  |
|--------------|----------------------|--------------------------------|------------------|----------------------|--------------------------------|----------------|---|--------------------------------|------------------|
|              | Embarcados<br>Loaded | Desembar-<br>cados<br>Unloaded | Total<br>Total   | Embarcados<br>Loaded | Desembar-<br>cados<br>Unloaded | Total<br>Total | Embarcados<br>Loaded                      | Desembar-<br>cados<br>Unloaded | Total<br>Total   |
| Pais Vasco   | -                    | -                              | -                | -                    | -                              | -              | -   | -                              | -                |
| Cantabria    | -                    | -                              | -                | -                    | -                              | -              | -   | -                              | -                |
| Asturias     | -                    | -                              | -                | -                    | -                              | -              | -   | -                              | -                |
| Galicia      | -                    | -                              | -                | 8.322                | -                              | 8.322          | 8.322                                     | -                              | 8.322            |
| Andalucía    | -                    | -                              | -                | -                    | 2.012                          | 2.012          | -   | 2.012                          | 2.012            |
| Murcia       | -                    | -                              | -                | -                    | -                              | -              | -   | -                              | -                |
| Valencia     | 68.859               | 69.043                         | 137.902          | -                    | -                              | -              | 68.859                                    | 69.043                         | 137.902          |
| Cataluña     | -                    | -                              | -                | -                    | -                              | -              | -   | -                              | -                |
| Baleares     | 62.272               | 64.657                         | 126.929          | -                    | -                              | -              | 62.272                                    | 64.657                         | 126.929          |
| Canarias     | 572.561              | 568.125                        | 1.140.686        | -                    | -                              | -              | 572.561                                   | 568.125                        | 1.140.686        |
| <b>TOTAL</b> | <b>703.692</b>       | <b>701.825</b>                 | <b>1.405.517</b> | <b>8.322</b>         | <b>2.012</b>                   | <b>10.334</b>  | <b>712.014</b>                            | <b>703.837</b>                 | <b>1.415.851</b> |

# ANNUAL STATISTICAL REPORT OF THE STATE-OWNED PORT SYSTEM

# 2019

Puertos del Estado

## Glosario

Definiciones extraídas del Texto Refundido de la Ley de Puertos del Estado y de la Marina Mercante (TRLPEMM, RDL 2/2011, de 5 de septiembre) y teniendo en cuenta las aportaciones de responsables de las Autoridades Portuarias y de Puertos del Estado. Están agrupadas por temas.

### PUERTOS Y AUTORIDADES PORTUARIAS

**Puerto marítimo comercial:** Conjunto de espacios terrestres, aguas marítimas e instalaciones que, situado en la ribera del mar o de las rías, reúne condiciones físicas, naturales o artificiales y de organización que permitan la realización de operaciones de tráfico portuario y actividades comerciales portuarias (estiba, desestiba, carga, descarga, transbordo, almacenamiento de mercancías, tráfico de pasajeros y avituallamiento y reparación de buques) y sea autorizado para el desarrollo de estas actividades por la Administración competente

**Autoridad Portuaria:** Organismo público con personalidad jurídica y patrimonios propios, así como plena capacidad de obrar, dependiente del Ministerio de Fomento a través de Puertos del Estado, y que puede agrupar la administración, gestión y explotación de uno o varios puertos de competencia de la Administración General del Estado.

**Puertos dependientes de una Autoridad Portuaria:** Conjunto de puertos a cargo de una Autoridad Portuaria. Los datos de la memoria se aplican a cada uno de éstos, de modo que en los diferentes apartados hay un despliegue por los diferentes puertos que conforman la Autoridad Portuaria así como un agregado.

### CARACTERÍSTICAS DE LOS PUERTOS

**Superficie de flotación:** Se llama así a cada una de las zonas portuarias formadas por las superficies de agua por donde se desplazan los buques en el recinto portuario. La primera clasificación es atendiendo a la división por zonas.

**Zona I:** Es el espacio de agua que comprende el interior de las aguas portuarias. Abarca todos los espacios abrigados ya sea de forma natural o por el efecto de diques de abrigo.

**Zona II:** Es el espacio de agua que comprende el exterior de las aguas portuarias. Abarca el resto de aguas no contempladas en la Zona I. Estas dos zonas se definen con precisión en la Delimitación de los Espacios y Usos Portuarios (art. 69 del TRLPEMM).

**Fondeadero:** Región de Zona II destinada a la espera de buques antes de entrar al puerto.

**Canal de entrada:** Parte más profunda y limpia de la entrada de un puerto, cuyo extremo externo lleva a zonas de mayor anchura y profundidad. Está caracterizado por su orientación, anchura, longitud, profundidad y naturaleza del fondo.

**Antepuerto:** Es la parte avanzada de un puerto, donde los buques esperan para entrar, se disponen para salir u obtienen momentáneamente abrigo. Está caracterizado por ser el espacio que contiene parte del canal de entrada y zona interior próxima a la entrada del puerto no afecta a los muelles comerciales.

**Dársena:** Zona marítima resguardada situada entre muelles.

**Muelle:** Estructura a la cual los barcos pueden amarrarse y es adecuada para operaciones de carga y descarga.

**Dique de abrigo:** Cada uno de los diques externos que sirven para la creación de aguas abrigadas en las cuales poder realizar operaciones portuarias.

**Atraque:** Zona de un muelle reservada a un tipo de tráfico concreto, con o sin instalaciones especiales.

**Varadero:** Instalación que permite sacar un barco del agua y repararlo.

**Astillero:** Instalación para construir barcos.

**Tacón:** Zona en rampa, situada normalmente en los extremos de los muelles, habilitada para acceso de tráfico tipo ro-ro, que permite el tráfico de vehículos rodantes entre el muelle y el buque.

**Faros:** Señales luminosas con alcance nominal superior a 10 millas náuticas.

**Balizas:** Señales luminosas con alcance inferior a 10 millas náuticas.

**Del servicio o particulares:** Alternativa excluyente aplicada a muelles, grúas o instalaciones. Se refiere a quién explota esos elementos. El primer caso se da cuando el elemento es explotado directamente por la Autoridad Portuaria, siendo ella además la propietaria. En el segundo caso el elemento está concesionado a un particular, cuando se habla de muelles o instalaciones, o en propiedad, cuando se habla de grúas.

### TIPOS DE OPERACIÓN

**Embarque o carga:** Tipo de operación portuaria en la que se introducen mercancías, contenedores o personas en una embarcación.

**Desembarque o descarga:** Tipo de operación portuaria en la que se sacan mercancías, contenedores o personas de una embarcación y se ponen en tierra.

**Tránsito:** Tipo de operación de transferencia de mercancías o elementos de transporte en el modo marítimo en que éstas son descargadas de un buque al muelle, y posteriormente vuelven a ser cargadas en otro buque, o en el mismo en distinta escala, sin haber salido de la zona de servicio del puerto. La operación de tránsito genera dos movimientos, el de la descarga y el de la carga, y por tanto reflejará cada uno de ellos.

**Transbordo:** Tipo de operación de transferencia directa de mercancías de un buque a otro, sin depositarse en los muelles y con presencia simultánea de ambos buques durante la operación.

**Tráfico ro-ro:** Se considerará tráfico roll-on/roll-off (ro-ro) aquel cuyo embarque y desembarque sea por medios rodados, no siendo determinante el tipo de muelle.

**Tráfico lo-lo:** Se considerará tráfico lift-on/lift-off (lo-lo) aquel cuyo carga y descarga en el buque sea por grúas de elevación (y en contenedores), no siendo determinante el tipo de muelle.

## TIPOS DE NAVEGACIÓN

**Navegación de cabotaje:** Es la que, no siendo interior, se efectúa entre puertos o puntos situados en zonas en las que España ejerce soberanía, derechos soberanos o jurisdicción.

**Navegación de exterior:** Es la que se efectúa entre puertos o puntos situados en zonas en las que España ejerce soberanía, derechos soberanos o jurisdicción y puertos o puntos situados fuera de dichas zonas.

**Navegación interior:** Es la que transcurre íntegramente dentro del ámbito de un determinado puerto o de otras aguas interiores marítimas españolas. Son aguas interiores españolas las situadas en el interior de las líneas de base del mar territorial, incluyéndose los ríos, lagos y las aguas continentales. Las líneas de base están contempladas en el R.D. 2510/77 de 5/8/1977, BOE de 30/9/1977 (Ministerio de Defensa).

## TIPOS DE MERCANCÍAS

**Tráfico portuario:** Se entiende por tráfico portuario las operaciones de entrada, salida, atraque, desatraque, estancia y reparación de buques en puerto y las de transferencia entre éstos y tierra u otros medios de transporte, de mercancías de cualquier tipo (graneles líquidos, graneles sólidos y mercancía general), de pesca, de avituallamientos y de pasajeros o tripulantes, así como el almacenamiento temporal de dichas mercancías en el espacio portuario.

**Peso bruto de las mercancías:** Toneladas de mercancías transportadas, incluyendo los envases o embalajes de las mismas, pero excluyendo las taras de los contenedores o unidades ro-ro en el caso de que se utilizaran.

**Taras:** Peso bruto de los elementos de transporte (contenedores, remolques, plataformas, etc.) en los que se transportan las mercancías, sin incluir estas.

**Graneles líquidos:** Se considera carga a granel líquida aquella que viene en estado líquido (también se incluyen aquí el gas natural porque se transporta licuado y los sólidos fundidos transportados a altas temperaturas), sin envasar, y que además se manipula de forma continua, es decir, a través de tuberías y utilizando sistemas de bombeo. Se transporta en tanques.

**Graneles sólidos:** Se considera carga a granel sólida aquella que viene sin envasar o embalar y es un conjunto de partículas sólidas sueltas que además se manipulan de forma continua, es decir, a través de una tubería o por gravedad o mediante palas. Serán "sólidos por instalación especial" si se utilizan cargadores o descargadores específicos, cintas transportadoras fijas, tuberías fijas, instalaciones específicas para realizar operaciones estandarizadas, etc., generalmente de gran capacidad, y se transportan de forma continua sin fases intermedias.

**Mercancía general:** Se considera mercancía general la que, a diferencia de los graneles, se presenta envasada, empaquetada o puede ser contabilizada por unidades. Además, puede venir consolidada en contenedores.

**Pesca capturada:** Se refiere a la pesca fresca capturada, refrigerada y sus productos, pero no a la pesca congelada, considerada como mercancía general.

**Avituallamiento:** Se consideran operaciones de avituallamiento las que se refieren al suministro de productos como agua, combustible, carburantes, lubricantes y demás aceites para uso técnico de los buques. Además, se engloba aquí el concepto de aprovisionamiento de buques con productos destinados exclusivamente al consumo de la tripulación y de los pasajeros, productos de consumo para uso doméstico, los destinados a la alimentación de los animales transportados y los consumibles utilizados para la conservación, tratamiento y preparación a bordo de las mercancías transportadas.

**Tráfico interior:** Mercancías transportadas en navegación interior.

## COMERCIO

**Mercancías importadas:** Toneladas desembarcadas de mercancías (excluido el tránsito, las taras y el transbordo) cuyo país de origen sea un país distinto a España, es decir, sin tener en cuenta la navegación del buque sino el origen exterior de las mercancías.

**Mercancías exportadas:** Toneladas embarcadas de mercancías (excluido el tránsito, las taras y el transbordo) cuya localidad de destino sea un país distinto a España, es decir, sin tener en cuenta la navegación del buque sino el destino exterior de las mercancías.

**Comercio nacional:** Suma de toneladas desembarcadas y embarcadas de mercancías (excluido el tránsito, las taras y el transbordo), con origen o destino España, es decir, sin tener en cuenta la navegación del buque sino el origen o destino nacional de las mercancías.

## CONTENEDORES

**Contenedor:** Caja especial para transportar carga, reforzada y apilable, que puede ser trasladada horizontal o verticalmente. Pueden ser de uso general, para usos específicos (cerrados ventilados, de techo abierto,...) o para un tipo de carga específica (refrigerados, calefactados,...). Los hay de diferentes tamaños, siendo los típicos los ISO de 20 pies, 40 pies, entre 20 y 40 pies y más de 40

**TEU:** Unidad equivalente a un contenedor ISO de 20 pies (6,10 m) que constituye una medida estándar para contenedores de diversas capacidades y para describir la capacidad de los portacontenedores y de las terminales. Un contenedor ISO de 40 pies equivale a 2 TEU. Un contenedor de entre 20 y 40 pies de largo equivale a 1,50 TEU.

## PASAJEROS



**Pasajero:** Persona que viaje a bordo de un buque, que no tenga la condición de tripulante, incluidos los conductores de elementos de transporte sujetos a la tasa de la mercancía.

**Pasajeros en régimen de transporte:** Aquellos que entran/salen de la Autoridad Portuaria en líneas regulares (las que están sujetas a itinerarios, frecuencias, tarifas y condiciones previamente establecidas), en contraposición de los pasajeros de crucero y de los de interior.

**Pasajeros de crucero:** Aquellos que entran/salen de la Autoridad Portuaria en un buque de tipo crucero.

**Pasajeros de interior:** Aquellos que navegan en barcos que no salen de aguas de la Autoridad Portuaria.

**Otros pasajeros:** Aquellos no incluidos en las categorías de pasajeros en régimen de transporte ni de crucero ni de interior, tales como veleristas, excursionistas, etc. Esta información es opcional por parte de la Autoridad Portuaria.

**Estación marítima:** Instalación portuaria dedicada al tráfico de pasajeros y vehículos en régimen de pasaje. Puede describirse por plantas.

## BUQUES

**Buque mercante:** Todo buque civil utilizado para la navegación con un propósito mercantil, esto es, aquellos buques destinados a transportar mercancías, pasajeros, pesca congelada y buques factoría. No tienen tal consideración los buques de guerra, de pesca fresca, remolcadores, oceanográficos, buques escuela, o que realicen operaciones de tráfico interior o local, etc.

**Buque de crucero:** Barco de pasajeros que provee a los mismos una experiencia turística completa, con equipamientos y espacios para el entretenimiento y camarotes para su alojamiento.

**G.T. (Gross Tonnage o Arqueo Bruto):** Es una medida de capacidad del barco que cuantifica el volumen de todos los espacios interiores del buque, incluso camarotes, alojamientos, etc. Figura en el Certificado Internacional de Arqueo de Buques (Convenio Internacional de Londres de 1969).

**Escala:** Es el atraque temporal de un buque, durante un viaje, en un puerto situado entre el origen y el destino.

