



Puertos del Estado

***Dirección de Planificación y Desarrollo***  
Departamento de Estadística

# RESUMEN GENERAL DEL TRÁFICO PORTUARIO\*

Marzo 2021

*\* Datos mensuales facilitados por las AA.PP., sujetos a posibles modificaciones.*

## ÍNDICE

- 0. RESUMEN GENERAL DEL TRÁFICO PORTUARIO**
- 1. TRÁFICO PORTUARIO**
  - 1.1. MERCANCÍAS SEGÚN SU FORMA DE PRESENTACIÓN
- 2. GRANELES LÍQUIDOS**
- 3. GRANELES SÓLIDOS**
- 4. MERCANCÍA GENERAL**
  - 4.1. MERCANCÍAS EN CONTENEDORES
- 5. PESCA**
- 6. AVITUALLAMIENTO**
  - 6.1. AVITUALLAMIENTO COMBUSTIBLES LÍQUIDOS
- 7. TRÁFICO INTERIOR**
- 8. MERCANCÍAS EN TRÁNSITO**
  - 8.1. MERCANCÍAS EN CONTENEDORES EN TRÁNSITO
- 9. TRÁFICO RO-RO**
  - 9.1. TRÁFICO RO-RO DE REMOLQUES, SEMIRREMOLQUES Y PLATAFORMAS (unidades)
- 10. CONTENEDORES (TEUS)**
  - 10.1. CONTENEDORES EN TRÁNSITO (TEUS)
  - 10.2. CONTENEDORES ENTRADAS-SALIDAS NACIONAL (TEUS)
  - 10.3. CONTENEDORES IMPORTACIÓN-EXPORTACIÓN EXTERIOR (TEUS)
  - 10.4. CONTENEDORES NACIONAL Y EXTERIOR (TEUS)
- 11. PASAJEROS EN RÉGIMEN DE TRANSPORTE Y DE CRUCERO (número)**
  - 11.1. PASAJEROS DE CRUCERO (número)
- 12.1. AUTOMÓVILES EN REGIMEN DE PASAJE (unidades)**
- 12.2. TURISMOS, AUTOBUSES Y CAMIONES EN REGIMEN DE MERCANCÍA (unidades)**
- 13. BUQUES MERCANTES (unidades)**
  - 13.1. BUQUES MERCANTES (unidades de arqueo bruto)
  - 13.2. CRUCEROS (unidades)

## 0. RESUMEN GENERAL DEL TRÁFICO PORTUARIO

Fecha: 23/08/2021

| CONCEPTO                         |                  |                        | Mes Marzo             |                   | Acumulado desde Enero |                    | Variación         |                |
|----------------------------------|------------------|------------------------|-----------------------|-------------------|-----------------------|--------------------|-------------------|----------------|
|                                  |                  |                        | 2020                  | 2021              | 2020                  | 2021               | Diferencia        | %              |
| MERCANCÍAS SEGÚN SU PRESENTACIÓN | GRANELES         | LÍQUIDOS               | 14.965.286            | 14.422.321        | 45.040.985            | 39.761.308         | -5.279.677        | -11,72         |
|                                  |                  | SÓLIDOS                | 6.495.555             | 7.089.907         | 20.020.013            | 19.663.615         | -356.398          | -1,78          |
|                                  | MERCANCÍA GRAL.  | CONVENCIONAL           | 6.343.099             | 7.022.756         | 18.683.425            | 18.099.136         | -584.289          | -3,13          |
|                                  |                  | EN CONTENEDORES        | 15.541.647            | 16.848.842        | 46.690.926            | 49.219.796         | 2.528.870         | 5,42           |
|                                  |                  | TOTAL                  | 21.884.746            | 23.871.598        | 65.374.351            | 67.318.932         | 1.944.581         | 2,97           |
| TOTAL                            |                  |                        | <b>43.345.587</b>     | <b>45.383.826</b> | <b>130.435.349</b>    | <b>126.743.855</b> | <b>-3.691.494</b> | <b>-2,83</b>   |
| OTRAS MERCANCÍAS                 | PESCA            | TOTAL PESCA            | 17.978                | 20.922            | 38.093                | 38.752             | 659               | 1,73           |
|                                  |                  | AVITUALLAMIENTO        | COMBUSTIBLES LÍQUIDOS | 605.687           | 675.592               | 1.760.207          | 1.809.950         | 49.743         |
|                                  | OTROS            |                        | 140.773               | 124.800           | 411.642               | 313.702            | -97.940           | -23,79         |
|                                  | TRÁFICO INTERIOR | TOTAL TRÁFICO INTERIOR | 193.616               | 225.299           | 564.920               | 560.307            | -4.613            | -0,82          |
|                                  | TOTAL            |                        |                       | <b>958.054</b>    | <b>1.046.613</b>      | <b>2.774.862</b>   | <b>2.722.711</b>  | <b>-52.151</b> |
| TOTAL TRÁFICO PORTUARIO (*)      |                  |                        | <b>44.303.641</b>     | <b>46.430.439</b> | <b>133.210.211</b>    | <b>129.466.566</b> | <b>-3.743.645</b> | <b>-2,81</b>   |

|                     |                  |                                    |             |             |             |             |             |        |
|---------------------|------------------|------------------------------------|-------------|-------------|-------------|-------------|-------------|--------|
| OTRAS INFORMACIONES | MERCANCÍAS       | EN TRÁNSITO                        | 12.626.472  | 12.826.489  | 37.860.270  | 37.576.438  | -283.832    | -0,75  |
|                     |                  | EN CONTENEDORES EN TRÁNSITO        | 9.355.647   | 10.019.341  | 28.533.098  | 30.192.832  | 1.659.734   | 5,82   |
|                     | TRÁFICO RO-RO    | TOTAL TRÁFICO RO-RO                | 5.268.791   | 5.813.574   | 15.541.327  | 15.244.278  | -297.049    | -1,91  |
|                     |                  | REMOLQUES SEMIRR. Y PLATAF. (uds.) | 98.967      | 93.548      | 289.980     | 251.728     | -38.252     | -13,19 |
|                     | CONTENEDORES     | TOTAL CONTENEDORES (TEUS)          | 1.346.072   | 1.478.398   | 4.165.717   | 4.338.571   | 172.854     | 4,15   |
|                     |                  | EN TRÁNSITO (TEUS)                 | 707.664     | 786.214     | 2.255.506   | 2.399.306   | 143.800     | 6,38   |
|                     |                  | ENTRADAS-SALIDAS NACIONAL (TEUS)   | 166.187     | 163.410     | 490.489     | 451.769     | -38.720     | -7,89  |
|                     |                  | IMPORT-EXPORT EXTERIOR (TEUS)      | 472.221     | 528.774     | 1.419.722   | 1.487.496   | 67.775      | 4,77   |
|                     |                  | NACIONAL Y EXTERIOR (TEUS)         | 638.408     | 692.184     | 1.910.211   | 1.939.263   | 29.052      | 1,52   |
|                     | PASAJEROS        | REG. TRANSPORTE Y DE CRUCERO (nº)  | 957.607     | 721.007     | 4.975.677   | 1.776.510   | -3.199.167  | -64,30 |
|                     |                  | DE CRUCERO (nº)                    | 216.634     | 45.966      | 1.294.048   | 108.998     | -1.185.050  | -91,58 |
|                     | AUTOMÓVILES      | EN RÉGIMEN DE PASAJE (uds)         | 177.412     | 192.216     | 883.310     | 481.562     | -401.748    | -45,48 |
|                     |                  | EN RÉGIMEN DE MERCANCÍA (**)       | 246.119     | 255.424     | 745.313     | 673.137     | -72.176     | -9,68  |
|                     | BUQUES MERCANTES | TOTAL BUQUES MERCANTES (uds)       | 9.666       | 9.759       | 33.567      | 27.522      | -6.045      | -18,01 |
|                     |                  | UDS. ARQUEO BRUTO (G.T.)           | 159.917.976 | 149.127.461 | 515.656.349 | 421.651.941 | -94.004.408 | -18,23 |
| CRUCEROS (uds)      |                  | 107                                | 63          | 494         | 195         | -299        | -60,53      |        |

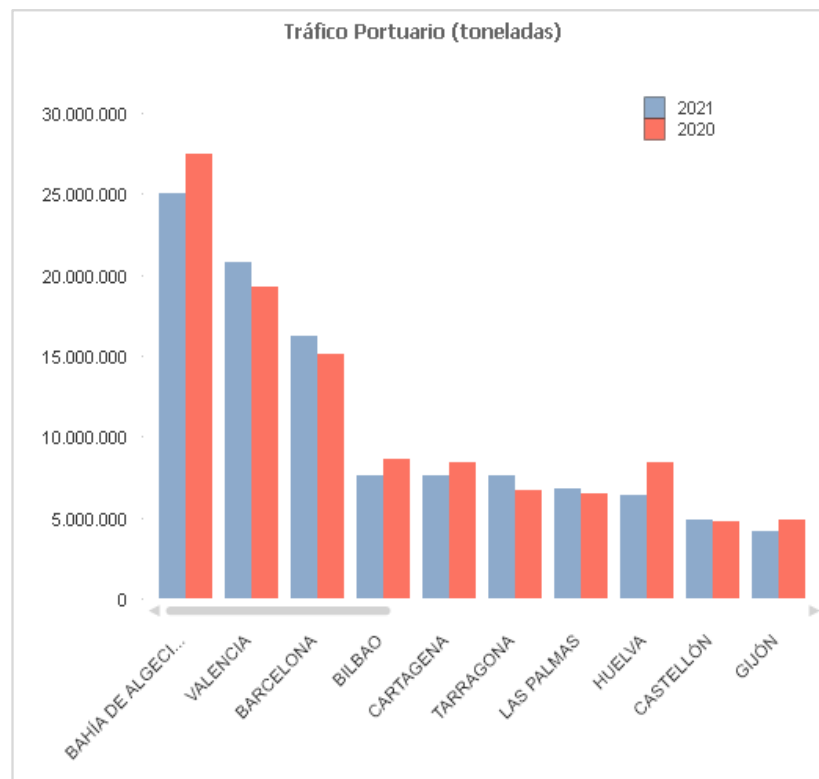
\* Incluye cargas, descargas, tránsitos y transbordos.

(\*\*) Solo turismo, autobuses y camiones.

## 1. TRAFICO PORTUARIO (toneladas)

| Autoridad Portuaria       | Mes Marzo         |                   | Acumulado desde Enero |                    |              |
|---------------------------|-------------------|-------------------|-----------------------|--------------------|--------------|
|                           | 2020              | 2021              | 2020                  | 2021               | Var. (%)     |
| A CORUÑA                  | 834.197           | 1.120.520         | 2.676.478             | 2.920.771          | 9,13         |
| ALICANTE                  | 250.140           | 273.878           | 759.131               | 589.766            | -22,31       |
| ALMERÍA                   | 579.265           | 443.591           | 1.162.861             | 1.368.753          | 17,71        |
| AVILÉS                    | 373.301           | 399.030           | 1.134.599             | 1.121.647          | -1,14        |
| BAHÍA DE ALGECIRAS        | 8.877.087         | 8.944.586         | 27.426.560            | 25.047.989         | -8,67        |
| BAHÍA DE CÁDIZ            | 427.910           | 386.853           | 1.155.103             | 1.205.093          | 4,33         |
| BALEARES                  | 1.152.625         | 1.227.220         | 3.332.599             | 2.938.641          | -11,82       |
| BARCELONA                 | 4.965.211         | 5.708.553         | 15.105.936            | 16.158.571         | 6,97         |
| BILBAO                    | 2.931.254         | 2.500.699         | 8.596.731             | 7.618.901          | -11,37       |
| CARTAGENA                 | 2.778.472         | 2.805.979         | 8.387.578             | 7.611.306          | -9,26        |
| CASTELLÓN                 | 1.361.891         | 1.687.677         | 4.778.735             | 4.819.642          | 0,86         |
| CEUTA                     | 174.249           | 125.050           | 579.539               | 374.957            | -35,30       |
| FERROL-SAN CIBRAO         | 873.084           | 865.369           | 2.394.399             | 2.266.285          | -5,35        |
| GIJÓN                     | 1.504.838         | 1.542.781         | 4.901.062             | 4.157.382          | -15,17       |
| HUELVA                    | 3.130.618         | 2.417.292         | 8.433.706             | 6.347.748          | -24,73       |
| LAS PALMAS                | 2.207.412         | 2.497.175         | 6.501.844             | 6.772.719          | 4,17         |
| MÁLAGA                    | 325.757           | 280.172           | 747.492               | 861.402            | 15,24        |
| MARÍN Y RÍA DE PONTEVEDRA | 209.438           | 115.517           | 581.998               | 492.115            | -15,44       |
| MELILLA                   | 52.692            | 54.158            | 186.926               | 143.070            | -23,46       |
| MOTRIL                    | 194.582           | 273.479           | 626.546               | 735.025            | 17,31        |
| PASAIA                    | 283.149           | 334.943           | 772.758               | 903.559            | 16,93        |
| SANTA CRUZ DE TENERIFE    | 1.035.847         | 1.054.094         | 3.145.415             | 2.624.250          | -16,57       |
| SANTANDER                 | 498.146           | 627.937           | 1.410.169             | 1.580.565          | 12,08        |
| SEVILLA                   | 426.094           | 297.750           | 1.148.334             | 977.408            | -14,88       |
| TARRAGONA                 | 1.952.051         | 2.623.662         | 6.719.191             | 7.579.232          | 12,80        |
| VALENCIA                  | 6.439.847         | 7.280.009         | 19.202.426            | 20.799.002         | 8,31         |
| VIGO                      | 363.403           | 416.434           | 1.065.613             | 1.114.176          | 4,56         |
| VILAGARCÍA                | 101.080           | 126.030           | 276.481               | 336.593            | 21,74        |
| <b>Total</b>              | <b>44.303.641</b> | <b>46.430.439</b> | <b>133.210.211</b>    | <b>129.466.566</b> | <b>-2,81</b> |

Fecha: 23/08/2021

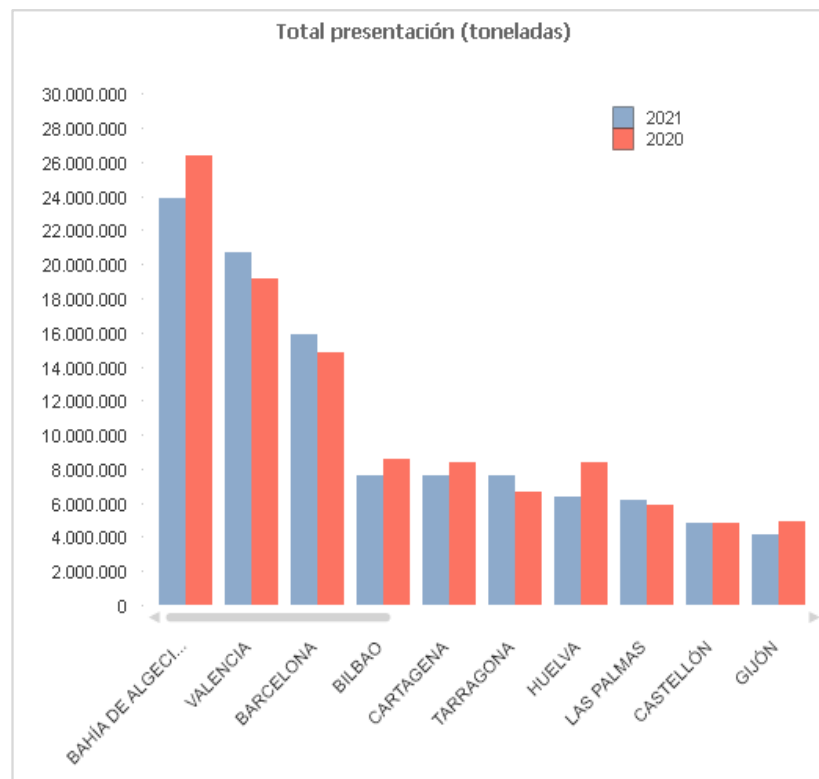


\* Incluye cargas, descargas, tránsitos y transbordos.

## 1.1. MERCANCÍAS SEGÚN SU FORMA DE PRESENTACIÓN (toneladas)

Fecha: 23/08/2021

| Autoridad Portuaria       | Mes Marzo         |                   | Acumulado desde Enero |                    |              |
|---------------------------|-------------------|-------------------|-----------------------|--------------------|--------------|
|                           | 2020              | 2021              | 2020                  | 2021               | Var. (%)     |
| A CORUÑA                  | 827.524           | 1.113.063         | 2.660.551             | 2.905.490          | 9,21         |
| ALICANTE                  | 249.030           | 272.440           | 754.223               | 586.182            | -22,28       |
| ALMERÍA                   | 575.579           | 440.291           | 1.150.049             | 1.358.856          | 18,16        |
| AVILÉS                    | 363.980           | 390.774           | 1.116.453             | 1.105.372          | -0,99        |
| BAHÍA DE ALGECIRAS        | 8.500.882         | 8.458.314         | 26.391.155            | 23.836.348         | -9,68        |
| BAHÍA DE CÁDIZ            | 419.595           | 372.271           | 1.131.313             | 1.178.166          | 4,14         |
| BALEARES                  | 1.148.788         | 1.224.254         | 3.317.008             | 2.930.910          | -11,64       |
| BARCELONA                 | 4.867.393         | 5.596.245         | 14.809.541            | 15.841.298         | 6,97         |
| BILBAO                    | 2.921.549         | 2.490.349         | 8.565.745             | 7.590.081          | -11,39       |
| CARTAGENA                 | 2.760.661         | 2.791.037         | 8.342.547             | 7.570.960          | -9,25        |
| CASTELLÓN                 | 1.359.185         | 1.684.155         | 4.770.709             | 4.810.438          | 0,83         |
| CEUTA                     | 116.393           | 91.545            | 416.210               | 274.337            | -34,09       |
| FERROL-SAN CIBRAO         | 872.058           | 864.117           | 2.391.527             | 2.261.635          | -5,43        |
| GIJÓN                     | 1.503.125         | 1.539.772         | 4.893.594             | 4.144.533          | -15,31       |
| HUELVA                    | 3.117.220         | 2.402.425         | 8.354.714             | 6.307.194          | -24,51       |
| LAS PALMAS                | 1.991.024         | 2.290.931         | 5.857.354             | 6.207.967          | 5,99         |
| MÁLAGA                    | 317.830           | 272.293           | 725.885               | 847.782            | 16,79        |
| MARÍN Y RÍA DE PONTEVEDRA | 207.051           | 113.662           | 574.216               | 484.747            | -15,58       |
| MELILLA                   | 52.217            | 54.158            | 186.425               | 143.070            | -23,26       |
| MOTRIL                    | 193.249           | 271.806           | 620.187               | 731.768            | 17,99        |
| PASAIA                    | 278.754           | 328.836           | 761.443               | 890.246            | 16,92        |
| SANTA CRUZ DE TENERIFE    | 972.362           | 1.014.577         | 2.983.037             | 2.522.648          | -15,43       |
| SANTANDER                 | 494.597           | 624.645           | 1.402.318             | 1.573.628          | 12,22        |
| SEVILLA                   | 423.269           | 296.026           | 1.140.454             | 971.964            | -14,77       |
| TARRAGONA                 | 1.945.920         | 2.611.647         | 6.687.354             | 7.557.005          | 13,00        |
| VALENCIA                  | 6.412.452         | 7.243.572         | 19.130.250            | 20.693.885         | 8,17         |
| VIGO                      | 353.227           | 405.202           | 1.026.015             | 1.082.763          | 5,53         |
| VILAGARCÍA                | 100.673           | 125.419           | 275.072               | 334.582            | 21,63        |
| <b>Total</b>              | <b>43.345.587</b> | <b>45.383.826</b> | <b>130.435.349</b>    | <b>126.743.855</b> | <b>-2,83</b> |

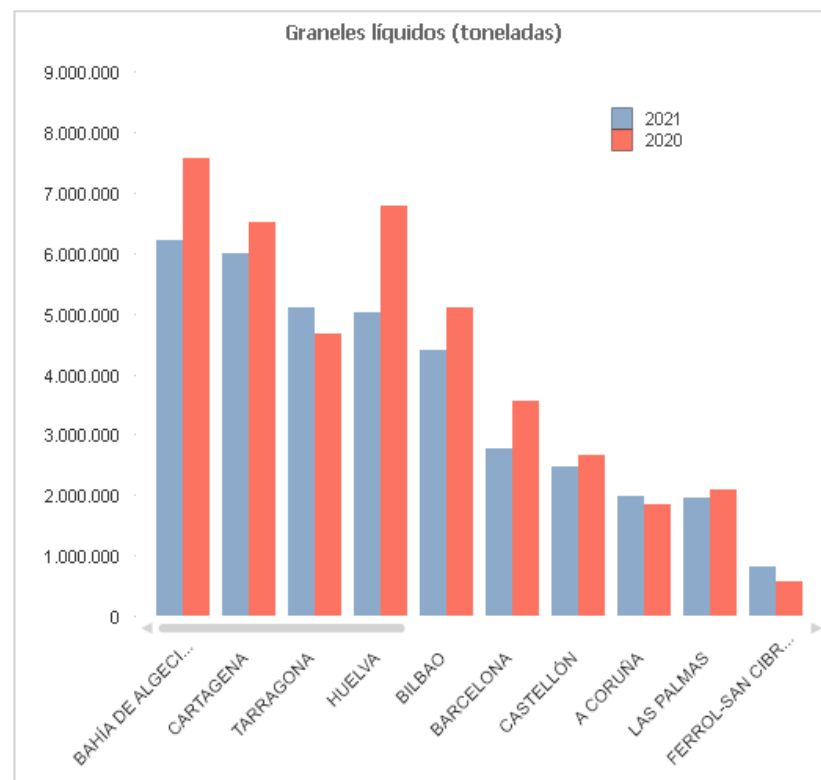


\* Incluye cargas, descargas, tránsitos y transbordos.

## 2. GRANELES LÍQUIDOS (toneladas)

Fecha: 23/08/2021

| Autoridad Portuaria       | Mes Marzo         |                   | Acumulado desde Enero |                   |               |
|---------------------------|-------------------|-------------------|-----------------------|-------------------|---------------|
|                           | 2020              | 2021              | 2020                  | 2021              | Var. (%)      |
| A CORUÑA                  | 591.147           | 786.856           | 1.855.628             | 1.971.071         | 6,22          |
| ALICANTE                  | 0                 | 7.133             | 5.178                 | 7.133             | 37,76         |
| ALMERÍA                   | 4.004             | 8.773             | 25.114                | 34.702            | 38,18         |
| AVILÉS                    | 65.525            | 68.431            | 182.969               | 160.063           | -12,52        |
| BAHÍA DE ALGECIRAS        | 2.304.562         | 2.420.522         | 7.577.673             | 6.228.042         | -17,81        |
| BAHÍA DE CÁDIZ            | 163.796           | 108.858           | 481.665               | 269.094           | -44,13        |
| BALEARES                  | 115.019           | 64.654            | 307.282               | 169.166           | -44,95        |
| BARCELONA                 | 1.258.591         | 1.048.004         | 3.567.727             | 2.767.526         | -22,43        |
| BILBAO                    | 1.716.341         | 1.195.670         | 5.109.215             | 4.402.678         | -13,83        |
| CARTAGENA                 | 2.152.751         | 2.248.558         | 6.514.210             | 5.996.211         | -7,95         |
| CASTELLÓN                 | 802.630           | 844.523           | 2.673.053             | 2.466.522         | -7,73         |
| CEUTA                     | 63.590            | 36.880            | 259.375               | 123.914           | -52,23        |
| FERROL-SAN CIBRAO         | 201.701           | 317.169           | 561.784               | 821.938           | 46,31         |
| GIJÓN                     | 65.020            | 15.570            | 186.076               | 202.662           | 8,91          |
| HUELVA                    | 2.623.354         | 1.967.736         | 6.782.735             | 5.013.041         | -26,09        |
| LAS PALMAS                | 701.087           | 771.258           | 2.101.135             | 1.961.299         | -6,66         |
| MÁLAGA                    | 58.636            | 7.622             | 81.697                | 51.111            | -37,44        |
| MARÍN Y RÍA DE PONTEVEDRA | 0                 | 0                 | 0                     | 0                 |               |
| MELILLA                   | 4.786             | 6.283             | 17.973                | 16.456            | -8,44         |
| MOTRIL                    | 123.956           | 158.225           | 343.362               | 449.072           | 30,79         |
| PASAIA                    | 0                 | 0                 | 0                     | 0                 |               |
| SANTA CRUZ DE TENERIFE    | 328.750           | 340.939           | 1.072.240             | 716.788           | -33,15        |
| SANTANDER                 | 30.116            | 17.728            | 68.832                | 56.147            | -18,43        |
| SEVILLA                   | 44.545            | 19.049            | 111.469               | 83.258            | -25,31        |
| TARRAGONA                 | 1.397.921         | 1.764.647         | 4.673.994             | 5.115.883         | 9,45          |
| VALENCIA                  | 126.593           | 179.614           | 416.518               | 608.010           | 45,97         |
| VIGO                      | 3.000             | 2.509             | 10.687                | 11.709            | 9,56          |
| VILAGARCÍA                | 17.865            | 15.110            | 53.394                | 57.812            | 8,27          |
| <b>Total</b>              | <b>14.965.286</b> | <b>14.422.321</b> | <b>45.040.985</b>     | <b>39.761.308</b> | <b>-11,72</b> |

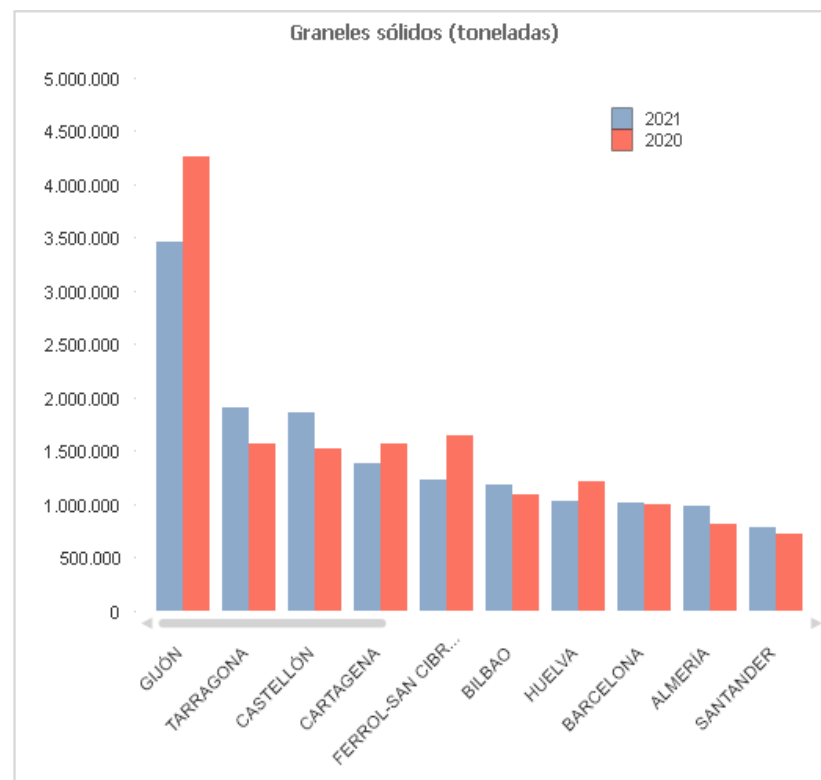


\* Incluye cargas, descargas, tránsitos y transbordos.

### 3. GRANELES SÓLIDOS (toneladas)

Fecha: 23/08/2021

| Autoridad Portuaria       | Mes Marzo        |                  | Acumulado desde Enero |                   |              |
|---------------------------|------------------|------------------|-----------------------|-------------------|--------------|
|                           | 2020             | 2021             | 2020                  | 2021              | Var. (%)     |
| A CORUÑA                  | 152.759          | 238.522          | 568.195               | 732.583           | 28,93        |
| ALICANTE                  | 139.120          | 164.556          | 394.317               | 297.961           | -24,44       |
| ALMERÍA                   | 468.845          | 293.529          | 820.830               | 980.672           | 19,47        |
| AVILÉS                    | 231.333          | 223.352          | 724.072               | 713.268           | -1,49        |
| BAHÍA DE ALGECIRAS        | 51.465           | 76.236           | 138.303               | 171.225           | 23,80        |
| BAHÍA DE CÁDIZ            | 152.999          | 77.762           | 373.857               | 264.824           | -29,16       |
| BALEARES                  | 57.855           | 38.918           | 137.203               | 84.399            | -38,49       |
| BARCELONA                 | 271.155          | 354.480          | 1.000.498             | 1.019.967         | 1,95         |
| BILBAO                    | 343.148          | 455.634          | 1.088.904             | 1.181.301         | 8,49         |
| CARTAGENA                 | 517.816          | 474.556          | 1.561.488             | 1.390.023         | -10,98       |
| CASTELLÓN                 | 388.786          | 661.731          | 1.519.307             | 1.862.740         | 22,60        |
| CEUTA                     | 4.244            | 0                | 11.292                | 5.502             | -51,28       |
| FERROL-SAN CIBRAO         | 607.063          | 476.010          | 1.644.835             | 1.234.466         | -24,95       |
| GIJÓN                     | 1.275.889        | 1.365.214        | 4.252.312             | 3.463.216         | -18,56       |
| HUELVA                    | 368.904          | 353.457          | 1.208.692             | 1.029.698         | -14,81       |
| LAS PALMAS                | 33.795           | 36.267           | 108.936               | 102.661           | -5,76        |
| MÁLAGA                    | 141.857          | 132.970          | 360.557               | 312.555           | -13,31       |
| MARÍN Y RÍA DE PONTEVEDRA | 92.680           | 11.171           | 251.316               | 199.669           | -20,55       |
| MELILLA                   | 0                | 6.598            | 2.750                 | 11.700            | 325,45       |
| MOTRIL                    | 36.979           | 106.118          | 107.766               | 261.724           | 142,86       |
| PASAIA                    | 78.177           | 78.658           | 204.297               | 236.443           | 15,73        |
| SANTA CRUZ DE TENERIFE    | 12.934           | 43.988           | 64.765                | 108.655           | 67,77        |
| SANTANDER                 | 236.848          | 309.372          | 715.788               | 788.383           | 10,14        |
| SEVILLA                   | 227.489          | 152.181          | 602.256               | 553.203           | -8,14        |
| TARRAGONA                 | 400.827          | 640.755          | 1.563.797             | 1.906.058         | 21,89        |
| VALENCIA                  | 148.750          | 245.023          | 469.300               | 593.364           | 26,44        |
| VIGO                      | 24.428           | 31.617           | 64.843                | 73.818            | 13,84        |
| VILAGARCÍA                | 29.410           | 41.232           | 59.537                | 83.537            | 40,31        |
| <b>Total</b>              | <b>6.495.555</b> | <b>7.089.907</b> | <b>20.020.013</b>     | <b>19.663.615</b> | <b>-1,78</b> |

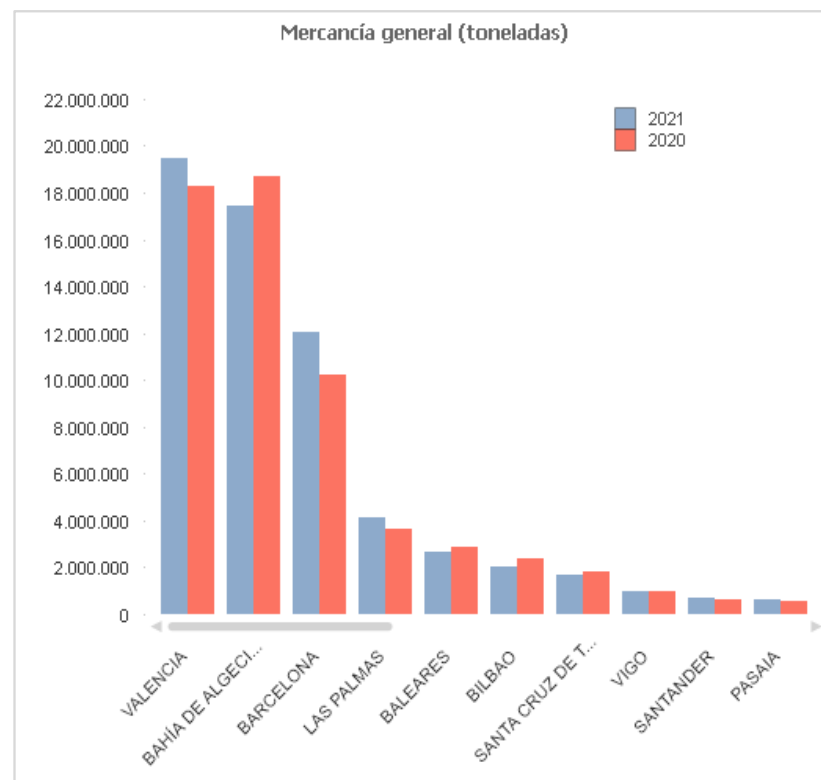


\* Incluye cargas, descargas, tránsitos y transbordos.

## 4. MERCANCÍA GENERAL (toneladas)

Fecha: 23/08/2021

| Autoridad Portuaria       | Mes Marzo         |                   | Acumulado desde Enero |                   |             |
|---------------------------|-------------------|-------------------|-----------------------|-------------------|-------------|
|                           | 2020              | 2021              | 2020                  | 2021              | Var. (%)    |
| A CORUÑA                  | 83.618            | 87.685            | 236.728               | 201.836           | -14,74      |
| ALICANTE                  | 109.910           | 100.751           | 354.728               | 281.088           | -20,76      |
| ALMERÍA                   | 102.730           | 137.989           | 304.105               | 343.482           | 12,95       |
| AVILÉS                    | 67.122            | 98.991            | 209.412               | 232.041           | 10,81       |
| BAHÍA DE ALGECIRAS        | 6.144.855         | 5.961.556         | 18.675.179            | 17.437.081        | -6,63       |
| BAHÍA DE CÁDIZ            | 102.800           | 185.651           | 275.791               | 644.248           | 133,60      |
| BALEARES                  | 975.914           | 1.120.682         | 2.872.523             | 2.677.345         | -6,79       |
| BARCELONA                 | 3.337.647         | 4.193.761         | 10.241.316            | 12.053.805        | 17,70       |
| BILBAO                    | 862.060           | 839.045           | 2.367.626             | 2.006.102         | -15,27      |
| CARTAGENA                 | 90.094            | 67.923            | 266.849               | 184.726           | -30,78      |
| CASTELLÓN                 | 167.769           | 177.901           | 578.349               | 481.176           | -16,80      |
| CEUTA                     | 48.559            | 54.665            | 145.543               | 144.921           | -0,43       |
| FERROL-SAN CIBRAO         | 63.294            | 70.938            | 184.908               | 205.231           | 10,99       |
| GIJÓN                     | 162.216           | 158.988           | 455.206               | 478.655           | 5,15        |
| HUELVA                    | 124.962           | 81.232            | 363.287               | 264.455           | -27,20      |
| LAS PALMAS                | 1.256.142         | 1.483.406         | 3.647.283             | 4.144.007         | 13,62       |
| MÁLAGA                    | 117.337           | 131.701           | 283.631               | 484.116           | 70,69       |
| MARÍN Y RÍA DE PONTEVEDRA | 114.371           | 102.491           | 322.900               | 285.078           | -11,71      |
| MELILLA                   | 47.431            | 41.277            | 165.702               | 114.914           | -30,65      |
| MOTRIL                    | 32.314            | 7.463             | 169.059               | 20.972            | -87,59      |
| PASAIA                    | 200.577           | 250.178           | 557.146               | 653.803           | 17,35       |
| SANTA CRUZ DE TENERIFE    | 630.678           | 629.650           | 1.846.032             | 1.697.205         | -8,06       |
| SANTANDER                 | 227.633           | 297.545           | 617.698               | 729.098           | 18,03       |
| SEVILLA                   | 151.235           | 124.796           | 426.729               | 335.503           | -21,38      |
| TARRAGONA                 | 147.172           | 206.245           | 449.563               | 535.064           | 19,02       |
| VALENCIA                  | 6.137.109         | 6.818.935         | 18.244.432            | 19.492.511        | 6,84        |
| VIGO                      | 325.799           | 371.076           | 950.485               | 997.236           | 4,92        |
| VILAGARCÍA                | 53.398            | 69.077            | 162.141               | 193.233           | 19,18       |
| <b>Total</b>              | <b>21.884.746</b> | <b>23.871.598</b> | <b>65.374.351</b>     | <b>67.318.932</b> | <b>2,97</b> |



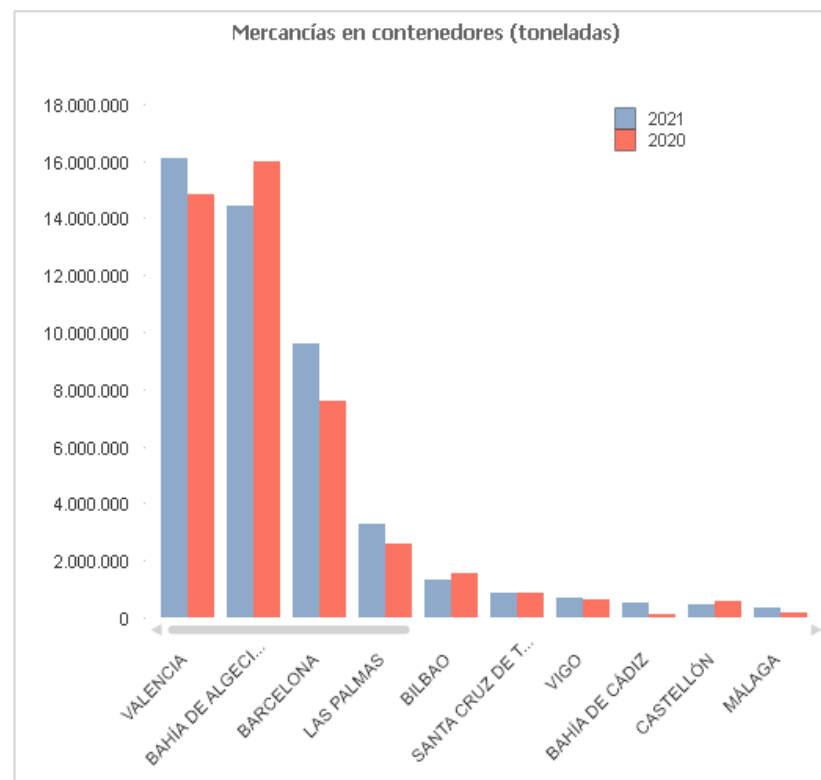
\* Incluye cargas, descargas, tránsitos y transbordos.



## 4.1. MERCANCÍAS EN CONTENEDORES (toneladas)

Fecha: 23/08/2021

| Autoridad Portuaria       | Mes Marzo         |                   | Acumulado desde Enero |                   |             |
|---------------------------|-------------------|-------------------|-----------------------|-------------------|-------------|
|                           | 2020              | 2021              | 2020                  | 2021              | Var. (%)    |
| A CORUÑA                  | 0                 | 0                 | 0                     | 0                 |             |
| ALICANTE                  | 97.762            | 89.231            | 313.049               | 251.366           | -19,70      |
| ALMERÍA                   | 41.428            | 44.014            | 103.161               | 119.070           | 15,42       |
| AVILÉS                    | 0                 | 26                | 0                     | 448               |             |
| BAHÍA DE ALGECIRAS        | 5.251.892         | 4.848.829         | 15.954.634            | 14.453.270        | -9,41       |
| BAHÍA DE CÁDIZ            | 33.015            | 129.910           | 96.836                | 489.458           | 405,45      |
| BALEARES                  | 32.521            | 30.069            | 93.465                | 79.384            | -15,07      |
| BARCELONA                 | 2.420.062         | 3.279.505         | 7.586.588             | 9.605.271         | 26,61       |
| BILBAO                    | 566.294           | 484.796           | 1.565.044             | 1.310.632         | -16,26      |
| CARTAGENA                 | 61.217            | 43.279            | 192.408               | 124.035           | -35,54      |
| CASTELLÓN                 | 158.688           | 158.686           | 550.370               | 435.681           | -20,84      |
| CEUTA                     | 6.651             | 7.426             | 19.331                | 20.058            | 3,76        |
| FERROL-SAN CIBRAO         | 7.440             | 11.553            | 22.674                | 35.624            | 57,11       |
| GIJÓN                     | 95.144            | 93.406            | 246.373               | 251.547           | 2,10        |
| HUELVA                    | 50.837            | 41.480            | 162.229               | 134.158           | -17,30      |
| LAS PALMAS                | 906.687           | 1.166.317         | 2.581.408             | 3.259.177         | 26,26       |
| MÁLAGA                    | 80.281            | 92.590            | 171.321               | 372.246           | 117,28      |
| MARÍN Y RÍA DE PONTEVEDRA | 51.587            | 48.915            | 139.390               | 124.389           | -10,76      |
| MELILLA                   | 8.474             | 5.233             | 30.268                | 14.245            | -52,94      |
| MOTRIL                    | 82                | 38                | 461                   | 38                | -91,76      |
| PASAIA                    | 0                 | 0                 | 0                     | 0                 |             |
| SANTA CRUZ DE TENERIFE    | 308.684           | 322.862           | 888.458               | 871.795           | -1,88       |
| SANTANDER                 | 21.053            | 36.817            | 60.494                | 93.049            | 53,82       |
| SEVILLA                   | 81.912            | 80.875            | 239.900               | 221.123           | -7,83       |
| TARRAGONA                 | 35.254            | 36.749            | 106.232               | 107.161           | 0,87        |
| VALENCIA                  | 4.968.422         | 5.539.779         | 14.827.430            | 16.098.261        | 8,57        |
| VIGO                      | 228.306           | 232.517           | 651.516               | 679.386           | 4,28        |
| VILAGARCÍA                | 27.954            | 23.940            | 87.886                | 68.924            | -21,58      |
| <b>Total</b>              | <b>15.541.647</b> | <b>16.848.842</b> | <b>46.690.926</b>     | <b>49.219.796</b> | <b>5,42</b> |

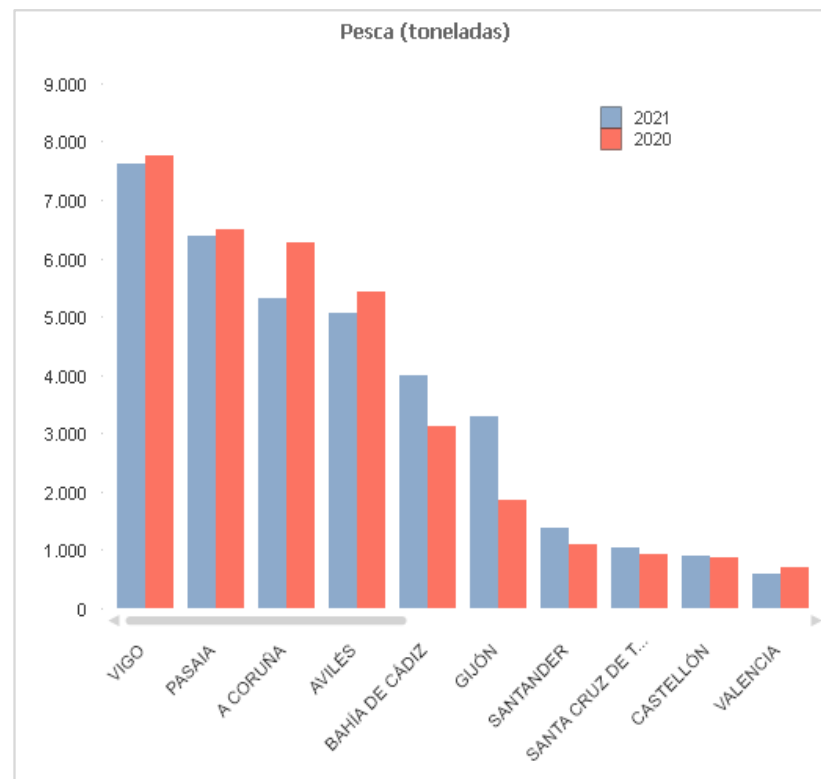


\* Incluye cargas, descargas, tránsitos y transbordos.

## 5. PESCA (toneladas)

Fecha: 23/08/2021

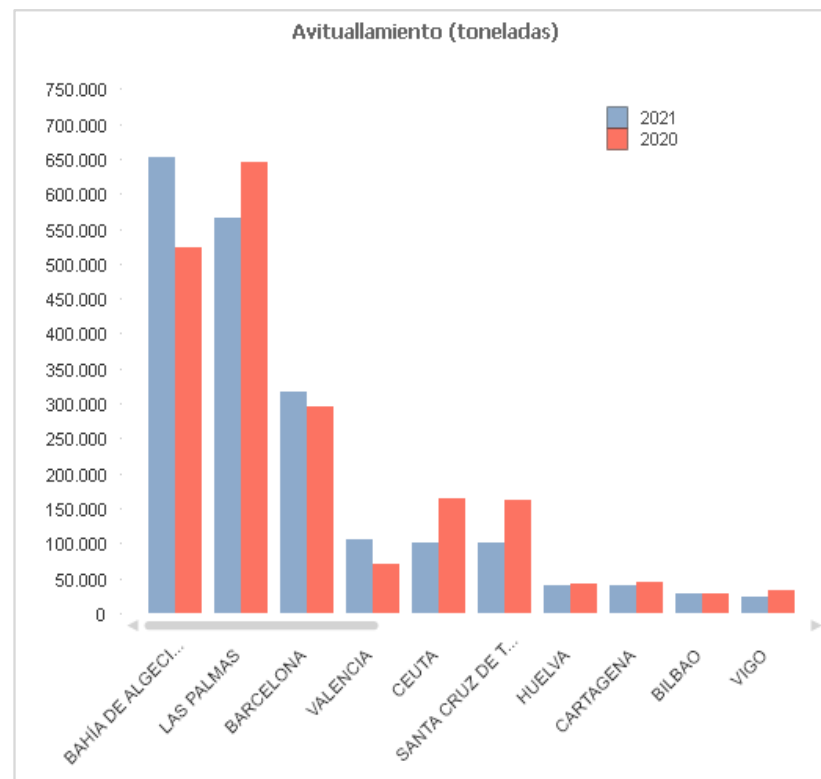
| Autoridad Portuaria       | Mes Marzo     |               | Acumulado desde Enero |               |             |
|---------------------------|---------------|---------------|-----------------------|---------------|-------------|
|                           | 2020          | 2021          | 2020                  | 2021          | Var. (%)    |
| A CORUÑA                  | 2.841         | 2.534         | 6.257                 | 5.304         | -15,23      |
| ALICANTE                  | 13            | 42            | 75                    | 300           | 298,81      |
| ALMERÍA                   | 71            | 77            | 817                   | 470           | -42,54      |
| AVILÉS                    | 4.204         | 3.817         | 5.415                 | 5.071         | -6,35       |
| BAHÍA DE ALGECIRAS        | 6             | 29            | 152                   | 106           | -30,08      |
| BAHÍA DE CÁDIZ            | 1.158         | 2.334         | 3.134                 | 3.985         | 27,14       |
| BALEARES                  | 157           | 182           | 489                   | 441           | -9,87       |
| BARCELONA                 | 195           | 211           | 815                   | 460           | -43,61      |
| BILBAO                    | 0             | 0             | 0                     | 0             |             |
| CARTAGENA                 | 27            | 29            | 113                   | 50            | -55,50      |
| CASTELLÓN                 | 344           | 326           | 882                   | 888           | 0,65        |
| CEUTA                     | 0             | 0             | 1                     | 0             | -65,40      |
| FERROL-SAN CIBRAO         | 8             | 29            | 22                    | 44            | 96,11       |
| GIJÓN                     | 1.713         | 3.009         | 1.849                 | 3.299         | 78,45       |
| HUELVA                    | 7             | 20            | 53                    | 53            | -0,35       |
| LAS PALMAS                | 43            | 111           | 103                   | 185           | 78,96       |
| MÁLAGA                    | 5             | 7             | 48                    | 210           | 341,47      |
| MARÍN Y RÍA DE PONTEVEDRA | 168           | 194           | 486                   | 436           | -10,30      |
| MELILLA                   | 0             | 0             | 0                     | 0             |             |
| MOTRIL                    | 31            | 52            | 153                   | 162           | 5,83        |
| PASAIA                    | 2.808         | 2.948         | 6.494                 | 6.370         | -1,92       |
| SANTA CRUZ DE TENERIFE    | 348           | 667           | 929                   | 1.054         | 13,41       |
| SANTANDER                 | 794           | 1.002         | 1.093                 | 1.380         | 26,24       |
| SEVILLA                   | 0             | 0             | 0                     | 0             |             |
| TARRAGONA                 | 79            | 124           | 263                   | 277           | 5,39        |
| VALENCIA                  | 117           | 110           | 693                   | 589           | -15,04      |
| VIGO                      | 2.840         | 3.067         | 7.756                 | 7.620         | -1,75       |
| VILAGARCÍA                | 0             | 0             | 0                     | 0             |             |
| <b>Total</b>              | <b>17.978</b> | <b>20.922</b> | <b>38.093</b>         | <b>38.752</b> | <b>1,73</b> |



## 6. AVITUALLAMIENTO (toneladas)

Fecha: 23/08/2021

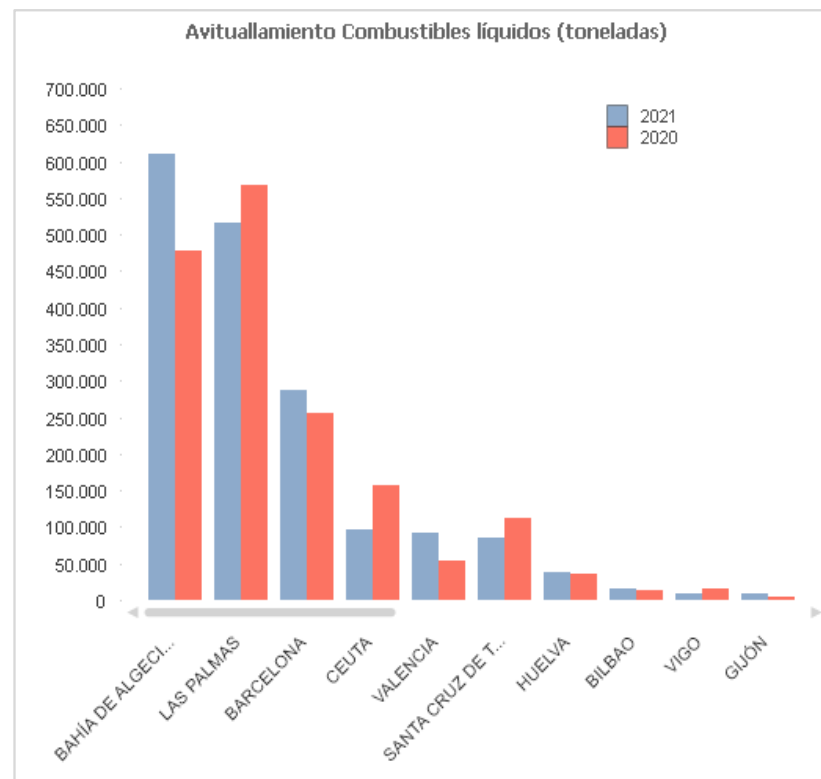
| Autoridad Portuaria       | Mes Marzo      |                | Acumulado desde Enero |                  |              |
|---------------------------|----------------|----------------|-----------------------|------------------|--------------|
|                           | 2020           | 2021           | 2020                  | 2021             | Var. (%)     |
| A CORUÑA                  | 3.832          | 4.923          | 9.670                 | 9.977            | 3,17         |
| ALICANTE                  | 1.097          | 1.396          | 4.833                 | 3.284            | -32,05       |
| ALMERÍA                   | 3.615          | 3.223          | 11.995                | 9.427            | -21,41       |
| AVILÉS                    | 5.117          | 4.439          | 12.731                | 11.204           | -11,99       |
| BAHÍA DE ALGECIRAS        | 182.724        | 261.051        | 523.952               | 652.833          | 24,60        |
| BAHÍA DE CÁDIZ            | 7.157          | 12.248         | 20.656                | 22.942           | 11,07        |
| BALEARES                  | 3.680          | 2.778          | 15.102                | 7.270            | -51,86       |
| BARCELONA                 | 97.623         | 112.097        | 295.580               | 316.813          | 7,18         |
| BILBAO                    | 9.705          | 10.350         | 27.449                | 28.099           | 2,37         |
| CARTAGENA                 | 17.784         | 14.913         | 44.918                | 40.296           | -10,29       |
| CASTELLÓN                 | 2.362          | 3.196          | 7.144                 | 8.316            | 16,41        |
| CEUTA                     | 57.856         | 33.505         | 163.328               | 100.620          | -38,39       |
| FERROL-SAN CIBRAO         | 1.018          | 1.223          | 2.850                 | 3.952            | 38,67        |
| GIJÓN                     | 0              | 0              | 5.521                 | 9.550            | 72,98        |
| HUELVA                    | 13.391         | 14.847         | 41.839                | 40.501           | -3,20        |
| LAS PALMAS                | 216.345        | 206.133        | 644.387               | 564.566          | -12,39       |
| MÁLAGA                    | 7.922          | 7.872          | 21.559                | 13.410           | -37,80       |
| MARÍN Y RÍA DE PONTEVEDRA | 2.219          | 1.661          | 7.296                 | 6.932            | -4,99        |
| MELILLA                   | 475            | 0              | 501                   | 0                | -100,00      |
| MOTRIL                    | 1.302          | 1.621          | 6.206                 | 3.095            | -50,13       |
| PASAIA                    | 1.587          | 3.159          | 4.821                 | 6.943            | 44,02        |
| SANTA CRUZ DE TENERIFE    | 62.996         | 38.749         | 161.112               | 100.339          | -37,72       |
| SANTANDER                 | 2.755          | 2.290          | 6.758                 | 5.557            | -17,77       |
| SEVILLA                   | 2.825          | 1.724          | 7.880                 | 5.444            | -30,91       |
| TARRAGONA                 | 6.052          | 11.891         | 19.027                | 21.950           | 15,36        |
| VALENCIA                  | 27.278         | 36.327         | 71.483                | 104.528          | 46,23        |
| VIGO                      | 7.336          | 8.165          | 31.842                | 23.793           | -25,28       |
| VILAGARCÍA                | 407            | 611            | 1.409                 | 2.011            | 42,73        |
| <b>Total</b>              | <b>746.460</b> | <b>800.392</b> | <b>2.171.849</b>      | <b>2.123.652</b> | <b>-2,22</b> |



## 6.1. AVITUALLAMIENTO COMBUSTIBLES LÍQUIDOS (toneladas)

Fecha: 23/08/2021

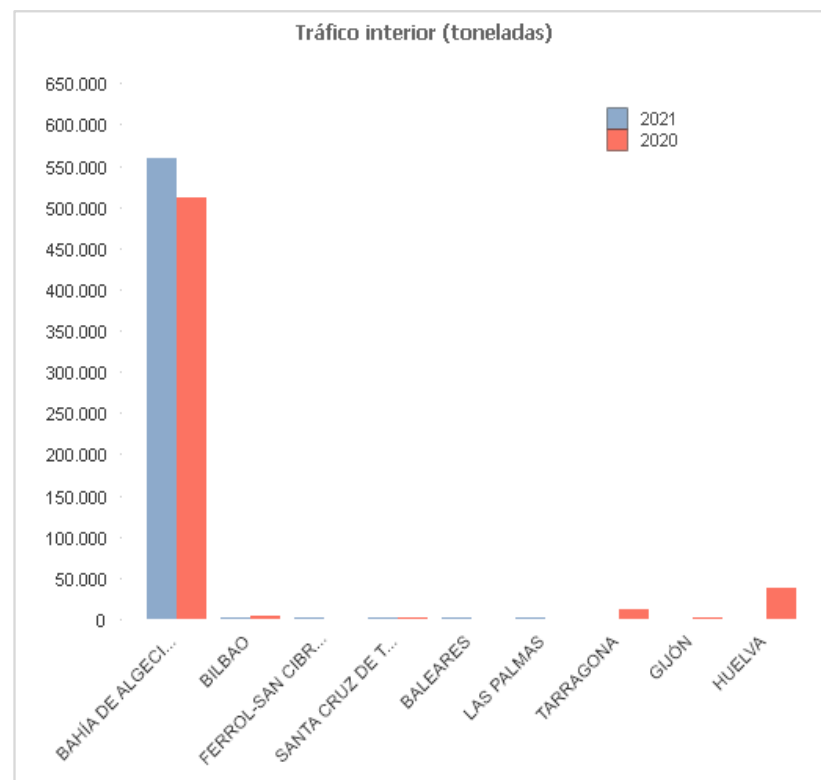
| Autoridad Portuaria       | Mes Marzo      |                | Acumulado desde Enero |                  |             |
|---------------------------|----------------|----------------|-----------------------|------------------|-------------|
|                           | 2020           | 2021           | 2020                  | 2021             | Var. (%)    |
| A CORUÑA                  | 1.990          | 1.793          | 6.983                 | 6.221            | -10,91      |
| ALICANTE                  | 111            | 177            | 359                   | 543              | 51,25       |
| ALMERÍA                   | 2.193          | 1.998          | 7.534                 | 5.081            | -32,56      |
| AVILÉS                    | 1.464          | 1.484          | 4.565                 | 3.788            | -17,02      |
| BAHÍA DE ALGECIRAS        | 168.224        | 243.408        | 476.959               | 609.428          | 27,77       |
| BAHÍA DE CÁDIZ            | 417            | 2.441          | 5.649                 | 6.383            | 12,99       |
| BALEARES                  | 328            | 385            | 1.260                 | 1.017            | -19,29      |
| BARCELONA                 | 83.463         | 102.959        | 255.940               | 286.134          | 11,80       |
| BILBAO                    | 5.144          | 5.486          | 14.546                | 14.893           | 2,39        |
| CARTAGENA                 | 1.083          | 1.210          | 3.859                 | 3.355            | -13,06      |
| CASTELLÓN                 | 0              | 0              | 0                     | 0                |             |
| CEUTA                     | 55.965         | 32.259         | 157.953               | 95.685           | -39,42      |
| FERROL-SAN CIBRAO         | 660            | 473            | 1.735                 | 1.605            | -7,49       |
| GIJÓN                     | 0              | 0              | 5.521                 | 9.368            | 69,68       |
| HUELVA                    | 10.573         | 14.194         | 34.781                | 37.301           | 7,25        |
| LAS PALMAS                | 191.903        | 187.182        | 568.292               | 515.105          | -9,36       |
| MÁLAGA                    | 4.252          | 2.352          | 11.142                | 5.383            | -51,69      |
| MARÍN Y RÍA DE PONTEVEDRA | 825            | 654            | 4.079                 | 4.327            | 6,08        |
| MELILLA                   | 0              | 0              | 0                     | 0                |             |
| MOTRIL                    | 972            | 665            | 3.197                 | 1.337            | -58,18      |
| PASAIA                    | 380            | 1.709          | 1.117                 | 2.333            | 108,86      |
| SANTA CRUZ DE TENERIFE    | 47.524         | 33.227         | 112.458               | 85.005           | -24,41      |
| SANTANDER                 | 1.240          | 1.116          | 3.323                 | 2.740            | -17,54      |
| SEVILLA                   | 1.392          | 1.229          | 4.208                 | 3.775            | -10,29      |
| TARRAGONA                 | 1.334          | 4.873          | 4.986                 | 7.580            | 52,03       |
| VALENCIA                  | 21.188         | 31.580         | 53.937                | 91.177           | 69,04       |
| VIGO                      | 2.879          | 2.602          | 15.593                | 9.928            | -36,33      |
| VILAGARCÍA                | 183            | 136            | 231                   | 458              | 98,27       |
| <b>Total</b>              | <b>605.687</b> | <b>675.592</b> | <b>1.760.207</b>      | <b>1.809.950</b> | <b>2,83</b> |



## 7. TRÁFICO INTERIOR (toneladas)

Fecha: 23/08/2021

| Autoridad Portuaria       | Mes Marzo      |                | Acumulado desde Enero |                |              |
|---------------------------|----------------|----------------|-----------------------|----------------|--------------|
|                           | 2020           | 2021           | 2020                  | 2021           | Var. (%)     |
| A CORUÑA                  | 0              | 0              | 0                     | 0              |              |
| ALICANTE                  | 0              | 0              | 0                     | 0              |              |
| ALMERÍA                   | 0              | 0              | 0                     | 0              |              |
| AVILÉS                    | 0              | 0              | 0                     | 0              |              |
| BAHÍA DE ALGECIRAS        | 193.475        | 225.192        | 511.301               | 558.702        | 9,27         |
| BAHÍA DE CÁDIZ            | 0              | 0              | 0                     | 0              |              |
| BALEARES                  | 0              | 6              | 0                     | 20             |              |
| BARCELONA                 | 0              | 0              | 0                     | 0              |              |
| BILBAO                    | 0              | 0              | 3.537                 | 721            | -79,62       |
| CARTAGENA                 | 0              | 0              | 0                     | 0              |              |
| CASTELLÓN                 | 0              | 0              | 0                     | 0              |              |
| CEUTA                     | 0              | 0              | 0                     | 0              |              |
| FERROL-SAN CIBRAO         | 0              | 0              | 0                     | 654            |              |
| GIJÓN                     | 0              | 0              | 98                    | 0              | -100,00      |
| HUELVA                    | 0              | 0              | 37.100                | 0              | -100,00      |
| LAS PALMAS                | 0              | 0              | 0                     | 1              |              |
| MÁLAGA                    | 0              | 0              | 0                     | 0              |              |
| MARÍN Y RÍA DE PONTEVEDRA | 0              | 0              | 0                     | 0              |              |
| MELILLA                   | 0              | 0              | 0                     | 0              |              |
| MOTRIL                    | 0              | 0              | 0                     | 0              |              |
| PASAIA                    | 0              | 0              | 0                     | 0              |              |
| SANTA CRUZ DE TENERIFE    | 141            | 101            | 337                   | 209            | -37,98       |
| SANTANDER                 | 0              | 0              | 0                     | 0              |              |
| SEVILLA                   | 0              | 0              | 0                     | 0              |              |
| TARRAGONA                 | 0              | 0              | 12.547                | 0              | -100,00      |
| VALENCIA                  | 0              | 0              | 0                     | 0              |              |
| VIGO                      | 0              | 0              | 0                     | 0              |              |
| VILAGARCÍA                | 0              | 0              | 0                     | 0              |              |
| <b>Total</b>              | <b>193.616</b> | <b>225.299</b> | <b>564.920</b>        | <b>560.307</b> | <b>-0,82</b> |

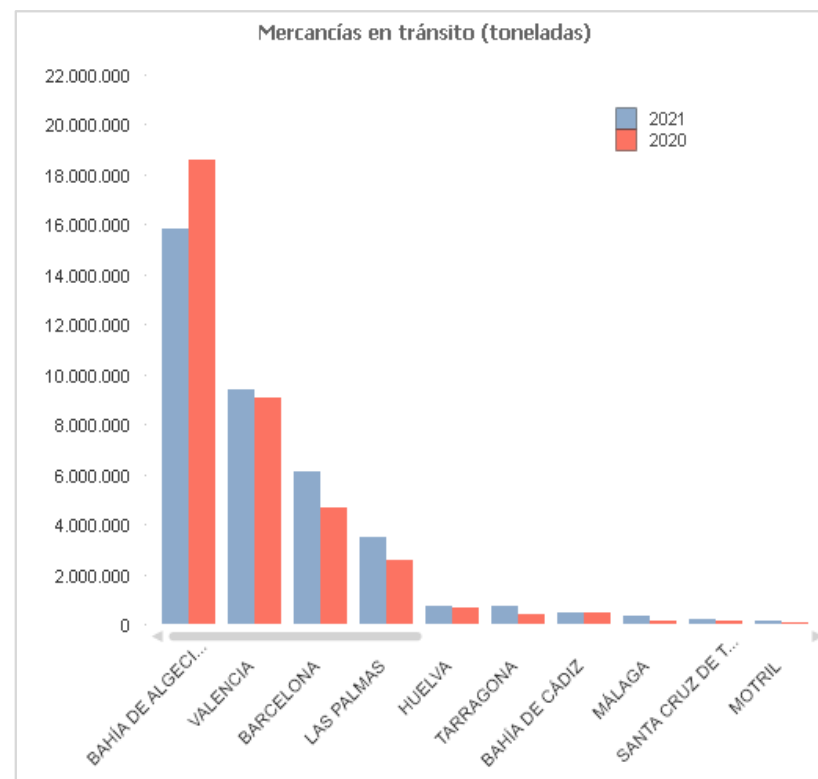


\* Incluye cargas, descargas, tránsitos y transbordos.

## 8. MERCANCÍAS EN TRÁNSITO (toneladas)

Fecha: 23/08/2021

| Autoridad Portuaria       | Mes Marzo         |                   | Acumulado desde Enero |                   |              |
|---------------------------|-------------------|-------------------|-----------------------|-------------------|--------------|
|                           | 2020              | 2021              | 2020                  | 2021              | Var. (%)     |
| A CORUÑA                  | 12.323            | 0                 | 52.241                | 0                 | -100,00      |
| ALICANTE                  | 343               | 1.763             | 6.413                 | 4.674             | -27,12       |
| ALMERÍA                   | 270               | 0                 | 315                   | 0                 | -100,00      |
| AVILÉS                    | 0                 | 0                 | 0                     | 6.988             |              |
| BAHÍA DE ALGECIRAS        | 6.157.471         | 5.359.479         | 18.583.631            | 15.817.570        | -14,88       |
| BAHÍA DE CÁDIZ            | 167.094           | 129.331           | 486.696               | 468.065           | -3,83        |
| BALEARES                  | 35                | 1.843             | 193                   | 3.929             | 1.935,75     |
| BARCELONA                 | 1.524.546         | 2.142.608         | 4.668.287             | 6.077.167         | 30,18        |
| BILBAO                    | 68.771            | 1.622             | 75.609                | 8.895             | -88,24       |
| CARTAGENA                 | 24                | 180               | 2.788                 | 68.814            | 2.368,22     |
| CASTELLÓN                 | 7.024             | 4.531             | 18.622                | 11.243            | -39,63       |
| CEUTA                     | 0                 | 0                 | 0                     | 0                 |              |
| FERROL-SAN CIBRAO         | 0                 | 0                 | 0                     | 20.021            |              |
| GIJÓN                     | 205.121           | 73.416            | 909.796               | 100.278           | -88,98       |
| HUELVA                    | 333.645           | 279.227           | 688.593               | 722.813           | 4,97         |
| LAS PALMAS                | 846.331           | 1.287.840         | 2.573.414             | 3.473.991         | 35,00        |
| MÁLAGA                    | 81.045            | 69.108            | 117.905               | 323.764           | 174,60       |
| MARÍN Y RÍA DE PONTEVEDRA | 905               | 544               | 1.391                 | 1.526             | 9,71         |
| MELILLA                   | 0                 | 0                 | 0                     | 0                 |              |
| MOTRIL                    | 29.263            | 31.430            | 29.263                | 104.296           | 256,41       |
| PASAIA                    | 3.891             | 0                 | 8.705                 | 2.770             | -68,18       |
| SANTA CRUZ DE TENERIFE    | 39.307            | 70.054            | 121.909               | 181.386           | 48,79        |
| SANTANDER                 | 15.942            | 13.178            | 24.464                | 24.001            | -1,89        |
| SEVILLA                   | 0                 | 0                 | 0                     | 0                 |              |
| TARRAGONA                 | 133.394           | 261.859           | 392.676               | 709.745           | 80,75        |
| VALENCIA                  | 2.977.814         | 3.078.549         | 9.047.840             | 9.390.998         | 3,79         |
| VIGO                      | 21.395            | 19.927            | 48.961                | 51.132            | 4,43         |
| VILAGARCÍA                | 518               | 0                 | 558                   | 2.372             | 325,09       |
| <b>Total</b>              | <b>12.626.472</b> | <b>12.826.489</b> | <b>37.860.270</b>     | <b>37.576.438</b> | <b>-0,75</b> |

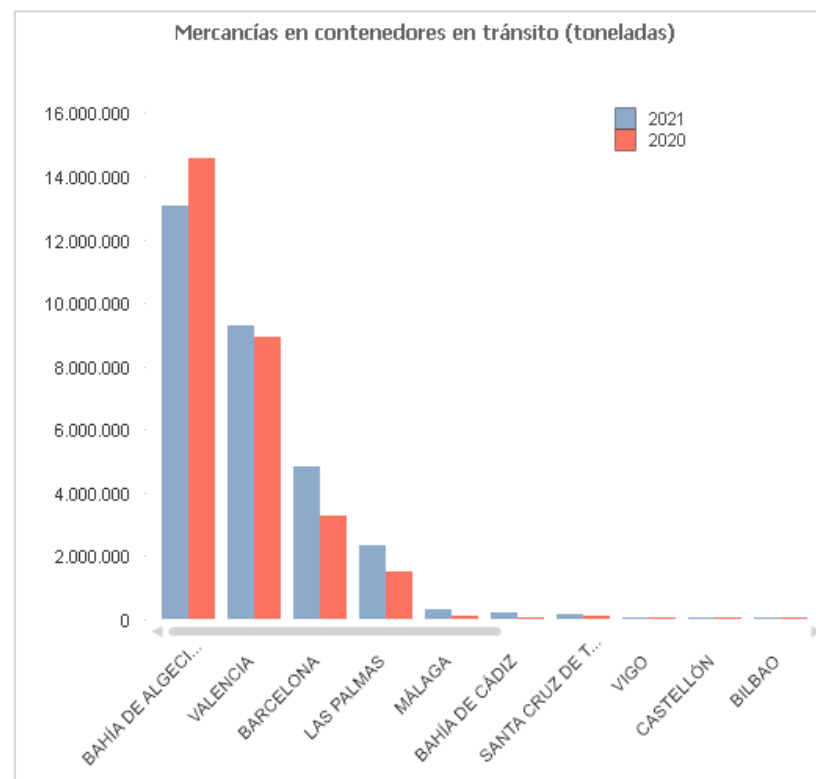


\* No incluye transbordos.

## 8.1. MERCANCÍAS EN CONTENEDORES EN TRÁNSITO (toneladas)

Fecha: 23/08/2021

| Autoridad Portuaria       | Mes Marzo        |                   | Acumulado desde Enero |                   |             |
|---------------------------|------------------|-------------------|-----------------------|-------------------|-------------|
|                           | 2020             | 2021              | 2020                  | 2021              | Var. (%)    |
| A CORUÑA                  | 0                | 0                 | 0                     | 0                 |             |
| ALICANTE                  | 343              | 1.763             | 6.413                 | 4.674             | -27,12      |
| ALMERÍA                   | 270              | 0                 | 270                   | 0                 | -100,00     |
| AVILÉS                    | 0                | 0                 | 0                     | 0                 |             |
| BAHÍA DE ALGECIRAS        | 4.755.883        | 4.323.814         | 14.561.621            | 13.058.696        | -10,32      |
| BAHÍA DE CÁDIZ            | 713              | 20.102            | 713                   | 195.289           | 27.289,76   |
| BALEARES                  | 0                | 0                 | 34                    | 0                 | -100,00     |
| BARCELONA                 | 1.003.988        | 1.650.829         | 3.256.793             | 4.800.130         | 47,39       |
| BILBAO                    | 2.841            | 1.622             | 8.836                 | 8.895             | 0,67        |
| CARTAGENA                 | 24               | 180               | 2.788                 | 750               | -73,10      |
| CASTELLÓN                 | 7.024            | 2.884             | 18.622                | 9.596             | -48,47      |
| CEUTA                     | 0                | 0                 | 0                     | 0                 |             |
| FERROL-SAN CIBRAO         | 0                | 0                 | 0                     | 0                 |             |
| GIJÓN                     | 0                | 53                | 0                     | 78                |             |
| HUELVA                    | 0                | 0                 | 0                     | 1.474             |             |
| LAS PALMAS                | 536.697          | 833.886           | 1.506.555             | 2.338.449         | 55,22       |
| MÁLAGA                    | 51.572           | 69.108            | 83.023                | 307.998           | 270,98      |
| MARÍN Y RÍA DE PONTEVEDRA | 905              | 544               | 1.391                 | 1.526             | 9,71        |
| MELILLA                   | 0                | 0                 | 0                     | 0                 |             |
| MOTRIL                    | 0                | 0                 | 0                     | 0                 |             |
| PASAIA                    | 0                | 0                 | 0                     | 0                 |             |
| SANTA CRUZ DE TENERIFE    | 38.214           | 67.238            | 113.103               | 172.540           | 52,55       |
| SANTANDER                 | 0                | 0                 | 0                     | 0                 |             |
| SEVILLA                   | 0                | 0                 | 0                     | 0                 |             |
| TARRAGONA                 | 728              | 69                | 847                   | 241               | -71,55      |
| VALENCIA                  | 2.944.038        | 3.041.403         | 8.940.998             | 9.273.255         | 3,72        |
| VIGO                      | 11.889           | 5.846             | 30.533                | 19.159            | -37,25      |
| VILAGARCÍA                | 518              | 0                 | 558                   | 82                | -85,30      |
| <b>Total</b>              | <b>9.355.647</b> | <b>10.019.341</b> | <b>28.533.098</b>     | <b>30.192.832</b> | <b>5,82</b> |

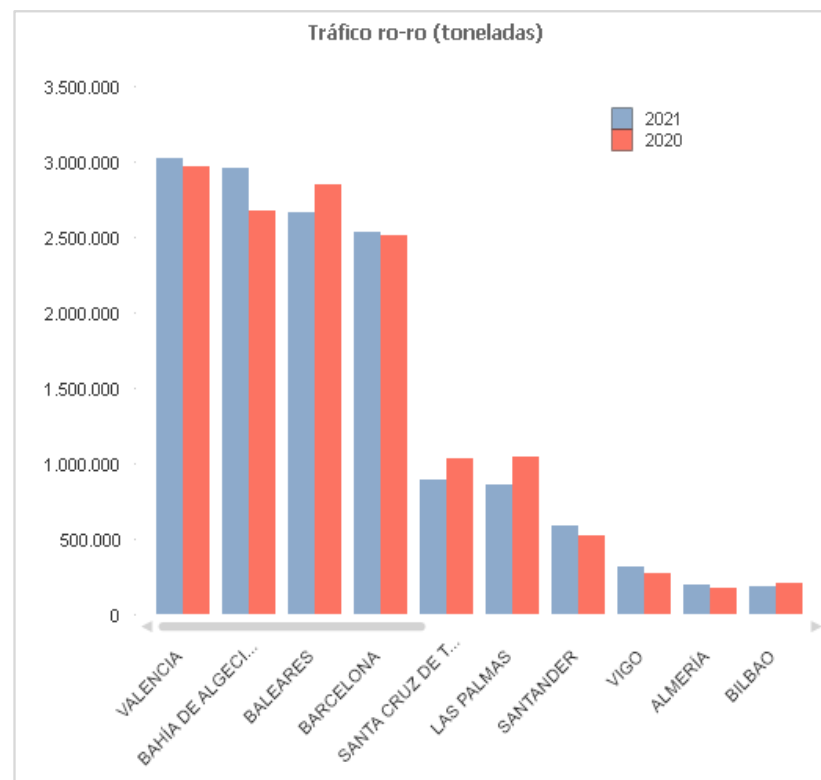


\* No incluye transbordos.

## 9. TRÁFICO RO-RO (toneladas)

Fecha: 23/08/2021

| Autoridad Portuaria       | Mes Marzo        |                  | Acumulado desde Enero |                   |              |
|---------------------------|------------------|------------------|-----------------------|-------------------|--------------|
|                           | 2020             | 2021             | 2020                  | 2021              | Var. (%)     |
| A CORUÑA                  | 0                | 0                | 0                     | 0                 |              |
| ALICANTE                  | 333              | 0                | 2.770                 | 0                 | -100,00      |
| ALMERÍA                   | 51.543           | 82.625           | 170.824               | 197.928           | 15,87        |
| AVILÉS                    | 0                | 2.782            | 0                     | 4.075             |              |
| BAHÍA DE ALGECIRAS        | 874.412          | 1.100.033        | 2.671.076             | 2.947.773         | 10,36        |
| BAHÍA DE CÁDIZ            | 75.238           | 55.865           | 205.152               | 177.474           | -13,49       |
| BALEARES                  | 975.216          | 1.114.548        | 2.843.147             | 2.658.230         | -6,50        |
| BARCELONA                 | 872.679          | 954.763          | 2.509.539             | 2.528.462         | 0,75         |
| BILBAO                    | 85.755           | 75.292           | 201.658               | 181.257           | -10,12       |
| CARTAGENA                 | 0                | 296              | 0                     | 2.158             |              |
| CASTELLÓN                 | 31.354           | 22.461           | 109.049               | 92.211            | -15,44       |
| CEUTA                     | 48.364           | 54.225           | 145.228               | 143.766           | -1,01        |
| FERROL-SAN CIBRAO         | 5.913            | 4.929            | 13.126                | 12.404            | -5,50        |
| GIJÓN                     | 0                | 0                | 0                     | 0                 |              |
| HUELVA                    | 53.683           | 39.028           | 150.045               | 113.422           | -24,41       |
| LAS PALMAS                | 344.810          | 309.395          | 1.047.140             | 861.692           | -17,71       |
| MÁLAGA                    | 42.660           | 43.116           | 127.879               | 119.372           | -6,65        |
| MARÍN Y RÍA DE PONTEVEDRA | 0                | 0                | 0                     | 0                 |              |
| MELILLA                   | 45.920           | 41.277           | 158.045               | 114.914           | -27,29       |
| MOTRIL                    | 26.407           | 14               | 133.551               | 14                | -99,99       |
| PASAIA                    | 51.898           | 53.031           | 163.057               | 159.352           | -2,27        |
| SANTA CRUZ DE TENERIFE    | 351.297          | 321.127          | 1.029.203             | 886.043           | -13,91       |
| SANTANDER                 | 186.523          | 236.961          | 519.962               | 590.225           | 13,51        |
| SEVILLA                   | 13.416           | 9.142            | 35.949                | 27.647            | -23,09       |
| TARRAGONA                 | 18.824           | 39.281           | 64.738                | 86.667            | 33,87        |
| VALENCIA                  | 1.027.432        | 1.138.478        | 2.968.022             | 3.020.980         | 1,78         |
| VIGO                      | 85.114           | 114.905          | 272.167               | 318.212           | 16,92        |
| VILAGARCÍA                | 0                | 0                | 0                     | 0                 |              |
| <b>Total</b>              | <b>5.268.791</b> | <b>5.813.574</b> | <b>15.541.327</b>     | <b>15.244.278</b> | <b>-1,91</b> |



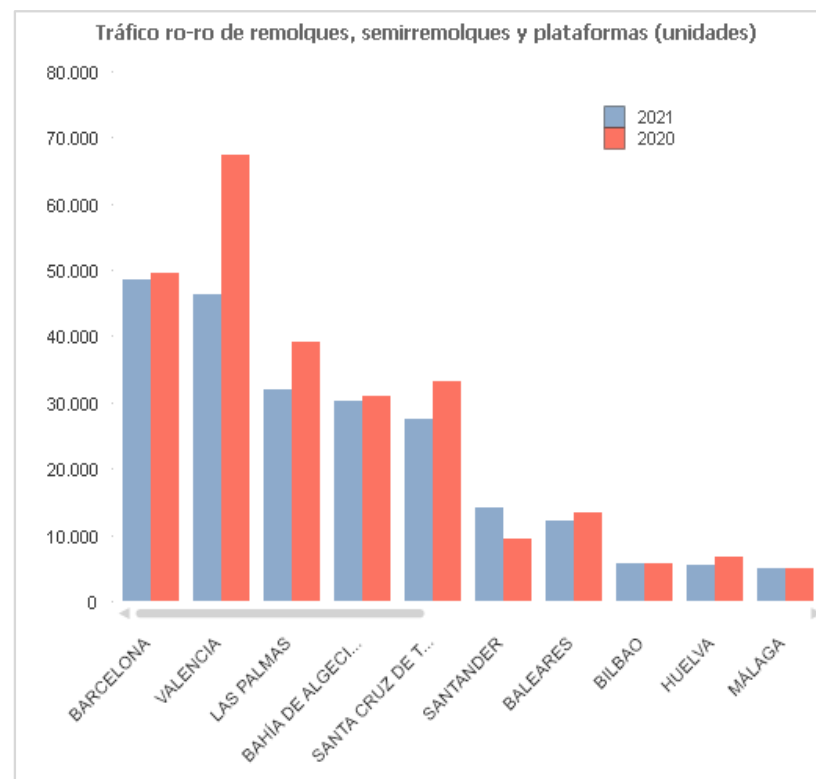
\* Incluye cargas, descargas, tránsitos y transbordos.



## 9.1. TRÁFICO RO-RO DE REMOLQUES, SEMIRREMOLQUES Y PLATAFORMAS

| Autoridad Portuaria       | Mes Marzo     |               | Acumulado desde Enero |                |               |
|---------------------------|---------------|---------------|-----------------------|----------------|---------------|
|                           | 2020          | 2021          | 2020                  | 2021           | Var. (%)      |
| A CORUÑA                  | 0             | 0             | 0                     | 0              |               |
| ALICANTE                  | 5             | 0             | 35                    | 0              | -100,00       |
| ALMERÍA                   | 920           | 1.650         | 2.832                 | 3.946          | 39,34         |
| AVILÉS                    | 0             | 0             | 0                     | 0              |               |
| BAHÍA DE ALGECIRAS        | 10.742        | 11.061        | 30.814                | 30.140         | -2,19         |
| BAHÍA DE CÁDIZ            | 2.090         | 1.441         | 5.936                 | 4.719          | -20,50        |
| BALEARES                  | 4.460         | 4.735         | 13.395                | 12.083         | -9,79         |
| BARCELONA                 | 16.867        | 18.295        | 49.581                | 48.567         | -2,05         |
| BILBAO                    | 2.564         | 2.382         | 5.671                 | 5.631          | -0,71         |
| CARTAGENA                 | 0             | 20            | 0                     | 60             |               |
| CASTELLÓN                 | 0             | 1             | 0                     | 5              |               |
| CEUTA                     | 1.127         | 1.277         | 3.535                 | 3.508          | -0,76         |
| FERROL-SAN CIBRAO         | 26            | 45            | 34                    | 87             | 155,88        |
| GIJÓN                     | 0             | 0             | 0                     | 0              |               |
| HUELVA                    | 2.569         | 1.822         | 6.750                 | 5.352          | -20,71        |
| LAS PALMAS                | 12.981        | 11.316        | 39.051                | 31.869         | -18,39        |
| MÁLAGA                    | 1.590         | 1.788         | 4.941                 | 4.988          | 0,95          |
| MARÍN Y RÍA DE PONTEVEDRA | 0             | 0             | 0                     | 0              |               |
| MELILLA                   | 1.783         | 1.787         | 5.942                 | 4.984          | -16,12        |
| MOTRIL                    | 1.096         | 0             | 5.604                 | 0              | -100,00       |
| PASAIA                    | 399           | 426           | 1.160                 | 1.145          | -1,29         |
| SANTA CRUZ DE TENERIFE    | 11.599        | 10.224        | 33.187                | 27.517         | -17,09        |
| SANTANDER                 | 2.779         | 5.726         | 9.360                 | 14.051         | 50,12         |
| SEVILLA                   | 573           | 359           | 1.469                 | 1.114          | -24,17        |
| TARRAGONA                 | 5             | 1.068         | 5                     | 1.712          | 34.140,00     |
| VALENCIA                  | 23.546        | 16.812        | 67.219                | 46.345         | -31,05        |
| VIGO                      | 1.246         | 1.313         | 3.459                 | 3.905          | 12,89         |
| VILAGARCÍA                | 0             | 0             | 0                     | 0              |               |
| <b>Total</b>              | <b>98.967</b> | <b>93.548</b> | <b>289.980</b>        | <b>251.728</b> | <b>-13,19</b> |

Fecha: 23/08/2021

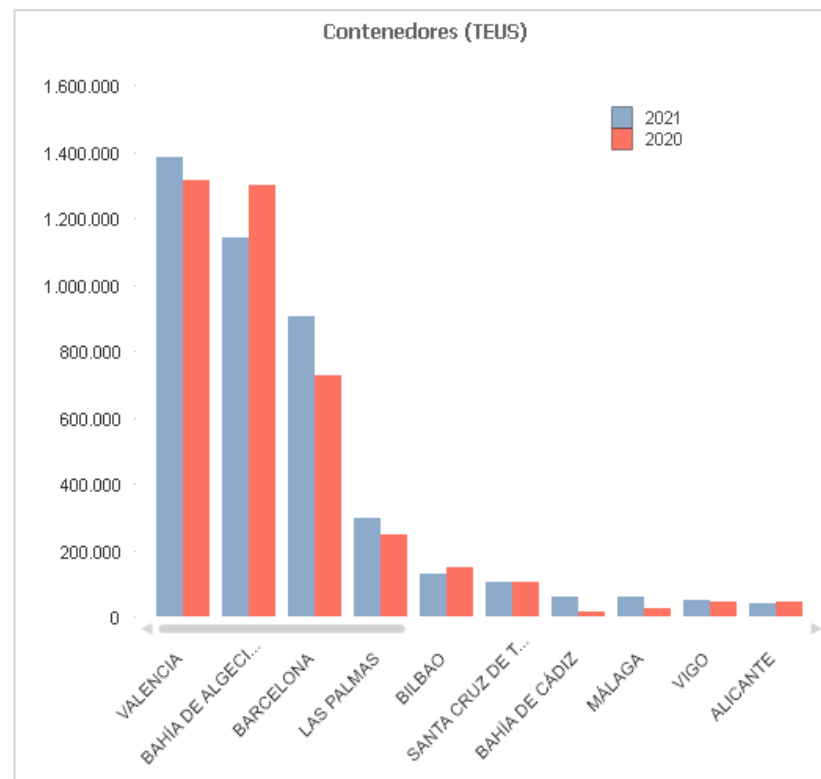


\* Incluye cargas, descargas, tránsitos y transbordos.

## 10. CONTENEDORES (TEUS)

Fecha: 23/08/2021

| Autoridad Portuaria       | Mes Marzo        |                  | Acumulado desde Enero |                  |             |
|---------------------------|------------------|------------------|-----------------------|------------------|-------------|
|                           | 2020             | 2021             | 2020                  | 2021             | Var. (%)    |
| A CORUÑA                  | 0                | 0                | 0                     | 0                |             |
| ALICANTE                  | 14.255           | 13.373           | 46.023                | 37.316           | -18,92      |
| ALMERÍA                   | 2.387            | 2.706            | 6.290                 | 6.931            | 10,18       |
| AVILÉS                    | 0                | 3                | 0                     | 11               |             |
| BAHÍA DE ALGECIRAS        | 418.790          | 383.447          | 1.298.734             | 1.141.334        | -12,12      |
| BAHÍA DE CÁDIZ            | 4.460            | 15.940           | 13.383                | 58.950           | 340,48      |
| BALEARES                  | 8.910            | 8.246            | 24.997                | 21.633           | -13,46      |
| BARCELONA                 | 220.237          | 311.881          | 725.228               | 906.779          | 25,03       |
| BILBAO                    | 52.866           | 45.252           | 146.012               | 126.135          | -13,61      |
| CARTAGENA                 | 4.235            | 3.629            | 13.706                | 9.889            | -27,85      |
| CASTELLÓN                 | 10.404           | 12.697           | 37.523                | 31.630           | -15,70      |
| CEUTA                     | 584              | 564              | 1.715                 | 1.538            | -10,33      |
| FERROL-SAN CIBRAO         | 636              | 1.303            | 2.055                 | 3.614            | 75,84       |
| GIJÓN                     | 7.502            | 6.376            | 18.697                | 16.496           | -11,77      |
| HUELVA                    | 6.385            | 5.938            | 20.962                | 18.509           | -11,70      |
| LAS PALMAS                | 81.325           | 103.601          | 246.290               | 295.923          | 20,15       |
| MÁLAGA                    | 7.654            | 17.672           | 25.101                | 58.454           | 132,88      |
| MARÍN Y RÍA DE PONTEVEDRA | 3.943            | 3.709            | 11.450                | 9.633            | -15,88      |
| MELILLA                   | 1.202            | 742              | 4.194                 | 2.036            | -51,45      |
| MOTRIL                    | 9                | 0                | 61                    | 0                | -100,00     |
| PASAIA                    | 0                | 0                | 0                     | 0                |             |
| SANTA CRUZ DE TENERIFE    | 35.712           | 37.561           | 103.050               | 103.901          | 0,83        |
| SANTANDER                 | 1.803            | 3.295            | 5.190                 | 8.056            | 55,21       |
| SEVILLA                   | 11.622           | 11.077           | 33.446                | 30.060           | -10,13      |
| TARRAGONA                 | 3.932            | 4.068            | 10.968                | 10.792           | -1,61       |
| VALENCIA                  | 427.388          | 466.779          | 1.313.191             | 1.383.833        | 5,38        |
| VIGO                      | 16.523           | 15.843           | 46.900                | 47.157           | 0,55        |
| VILAGARCÍA                | 3.309            | 2.696            | 10.551                | 7.962            | -24,54      |
| <b>Total</b>              | <b>1.346.072</b> | <b>1.478.398</b> | <b>4.165.717</b>      | <b>4.338.571</b> | <b>4,15</b> |

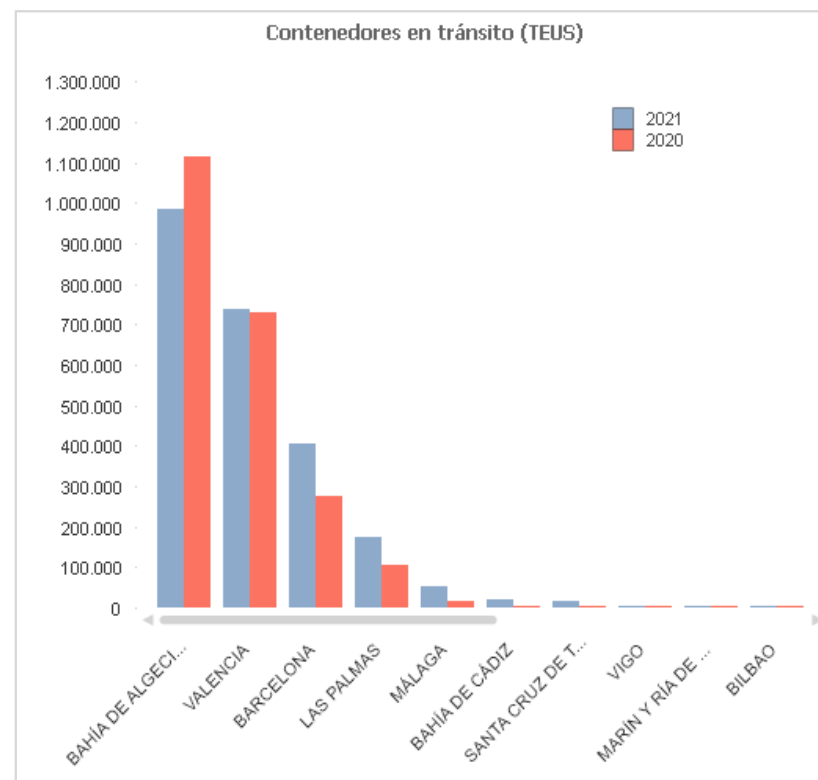


\* Incluye cargas, descargas, tránsitos y transbordos.

## 10.1. CONTENEDORES EN TRÁNSITO (TEUS)

Fecha: 23/08/2021

| Autoridad Portuaria       | Mes Marzo      |                | Acumulado desde Enero |                  |             |
|---------------------------|----------------|----------------|-----------------------|------------------|-------------|
|                           | 2020           | 2021           | 2020                  | 2021             | Var. (%)    |
| A CORUÑA                  | 0              | 0              | 0                     | 0                |             |
| ALICANTE                  | 38             | 128            | 767                   | 318              | -58,58      |
| ALMERÍA                   | 34             | 0              | 34                    | 0                | -100,00     |
| AVILÉS                    | 0              | 0              | 0                     | 0                |             |
| BAHÍA DE ALGECIRAS        | 352.326        | 325.866        | 1.114.975             | 985.237          | -11,64      |
| BAHÍA DE CÁDIZ            | 286            | 2.035          | 286                   | 22.120           | 7.647,81    |
| BALEARES                  | 0              | 0              | 6                     | 0                | -100,00     |
| BARCELONA                 | 75.255         | 144.363        | 275.484               | 405.521          | 47,20       |
| BILBAO                    | 231            | 130            | 720                   | 694              | -3,51       |
| CARTAGENA                 | 2              | 90             | 174                   | 372              | 113,79      |
| CASTELLÓN                 | 408            | 255            | 1.336                 | 616              | -53,89      |
| CEUTA                     | 0              | 0              | 0                     | 0                |             |
| FERROL-SAN CIBRAO         | 0              | 0              | 0                     | 0                |             |
| GIJÓN                     | 0              | 14             | 0                     | 16               |             |
| HUELVA                    | 0              | 0              | 0                     | 112              |             |
| LAS PALMAS                | 34.087         | 59.817         | 107.165               | 175.961          | 64,20       |
| MÁLAGA                    | 5.007          | 15.509         | 16.704                | 52.543           | 214,55      |
| MARÍN Y RÍA DE PONTEVEDRA | 412            | 246            | 629                   | 737              | 17,17       |
| MELILLA                   | 0              | 0              | 0                     | 0                |             |
| MOTRIL                    | 0              | 0              | 0                     | 0                |             |
| PASAIA                    | 0              | 0              | 0                     | 0                |             |
| SANTA CRUZ DE TENERIFE    | 1.783          | 4.109          | 5.473                 | 14.572           | 166,25      |
| SANTANDER                 | 0              | 0              | 0                     | 0                |             |
| SEVILLA                   | 0              | 0              | 0                     | 0                |             |
| TARRAGONA                 | 56             | 5              | 64                    | 19               | -70,31      |
| VALENCIA                  | 236.896        | 233.210        | 729.484               | 738.858          | 1,29        |
| VIGO                      | 812            | 438            | 2.154                 | 1.602            | -25,63      |
| VILAGARCÍA                | 32             | 0              | 52                    | 9                | -83,65      |
| <b>Total</b>              | <b>707.664</b> | <b>786.214</b> | <b>2.255.506</b>      | <b>2.399.306</b> | <b>6,38</b> |

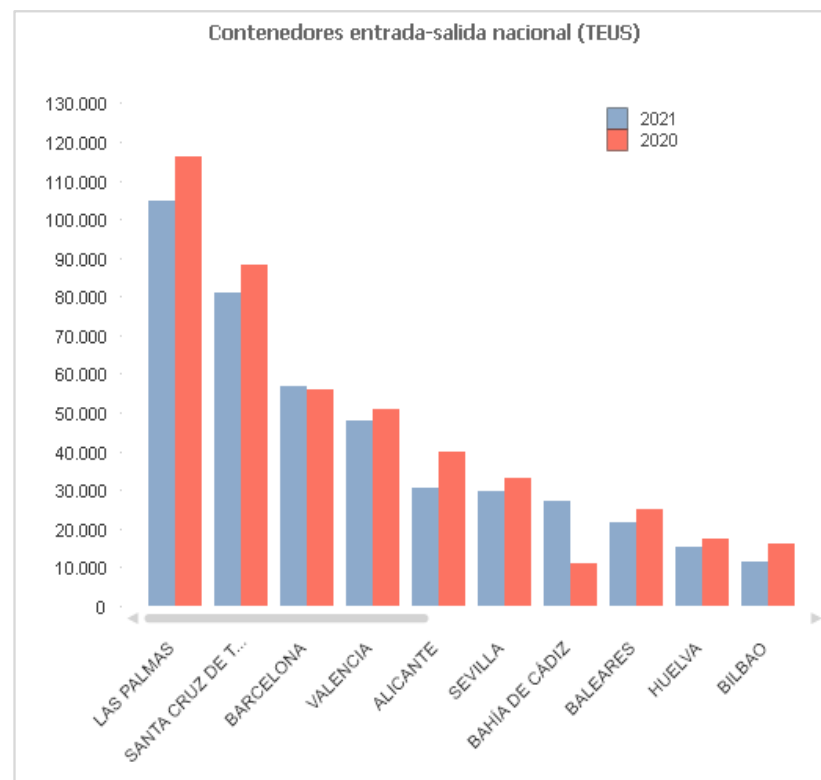


\* No incluye transbordos.

## 10.2. CONTENEDORES ENTRADA-SALIDA NACIONAL (TEUS)

Fecha: 23/08/2021

| Autoridad Portuaria       | Mes Marzo      |                | Acumulado desde Enero |                |              |
|---------------------------|----------------|----------------|-----------------------|----------------|--------------|
|                           | 2020           | 2021           | 2020                  | 2021           | Var. (%)     |
| A CORUÑA                  | 0              | 0              | 0                     | 0              |              |
| ALICANTE                  | 12.632         | 11.209         | 39.749                | 30.692         | -22,79       |
| ALMERÍA                   | 405            | 474            | 822                   | 811            | -1,43        |
| AVILÉS                    | 0              | 0              | 0                     | 0              |              |
| BAHÍA DE ALGECIRAS        | 4              | 30             | 50                    | 94             | 88,00        |
| BAHÍA DE CÁDIZ            | 3.475          | 9.704          | 10.983                | 26.957         | 145,45       |
| BALEARES                  | 8.910          | 8.246          | 24.991                | 21.633         | -13,44       |
| BARCELONA                 | 19.686         | 19.833         | 55.942                | 56.766         | 1,47         |
| BILBAO                    | 4.652          | 4.006          | 15.929                | 11.330         | -28,87       |
| CARTAGENA                 | 859            | 521            | 2.616                 | 1.047          | -59,98       |
| CASTELLÓN                 | 109            | 668            | 494                   | 1.799          | 264,17       |
| CEUTA                     | 530            | 550            | 1.567                 | 1.491          | -4,82        |
| FERROL-SAN CIBRAO         | 72             | 59             | 125                   | 212            | 70,14        |
| GIJÓN                     | 2.651          | 774            | 6.204                 | 1.790          | -71,15       |
| HUELVA                    | 5.391          | 4.999          | 17.401                | 15.380         | -11,61       |
| LAS PALMAS                | 40.092         | 38.397         | 116.221               | 104.862        | -9,77        |
| MÁLAGA                    | 1.162          | 881            | 3.700                 | 2.344          | -36,65       |
| MARÍN Y RÍA DE PONTEVEDRA | 135            | 91             | 891                   | 333            | -62,64       |
| MELILLA                   | 1.073          | 736            | 3.616                 | 2.020          | -44,12       |
| MOTRIL                    | 0              | 0              | 0                     | 0              |              |
| PASAIA                    | 0              | 0              | 0                     | 0              |              |
| SANTA CRUZ DE TENERIFE    | 30.832         | 29.730         | 88.266                | 80.769         | -8,49        |
| SANTANDER                 | 0              | 0              | 0                     | 0              |              |
| SEVILLA                   | 11.529         | 10.871         | 33.214                | 29.745         | -10,44       |
| TARRAGONA                 | 956            | 618            | 2.882                 | 1.877          | -34,88       |
| VALENCIA                  | 16.709         | 17.117         | 50.801                | 47.782         | -5,94        |
| VIGO                      | 1.107          | 1.321          | 3.850                 | 4.359          | 13,22        |
| VILAGARCÍA                | 3.218          | 2.575          | 10.178                | 7.678          | -24,57       |
| <b>Total</b>              | <b>166.187</b> | <b>163.410</b> | <b>490.489</b>        | <b>451.769</b> | <b>-7,89</b> |

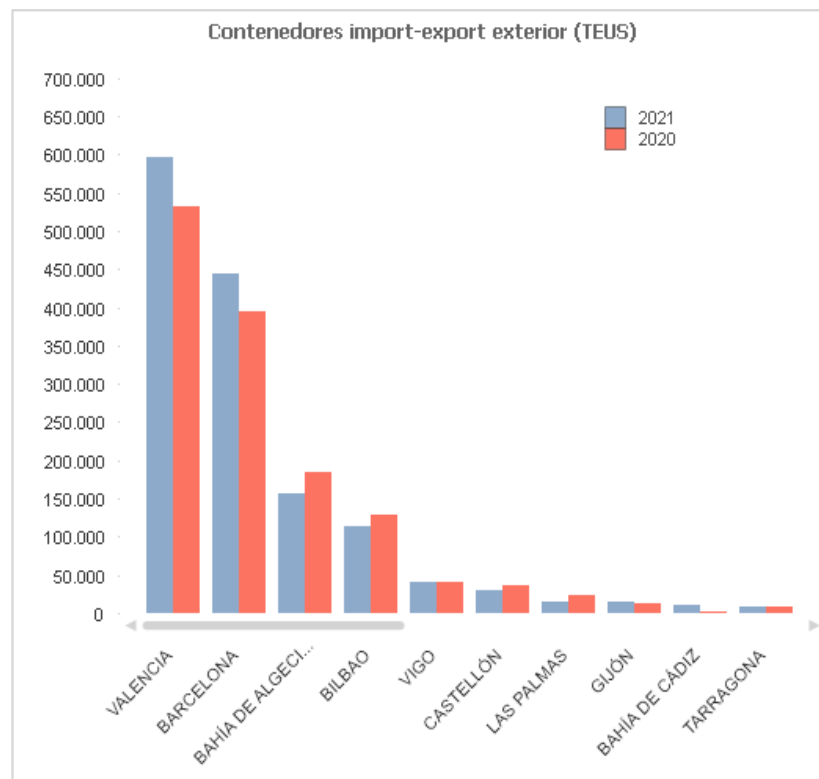


\* No incluye tránsitos ni transbordos. Navegación de cabotaje.

## 10.3. CONTENEDORES IMPORTACIÓN-EXPORTACIÓN EXTERIOR (TEUS)

| Autoridad Portuaria       | Mes Marzo      |                | Acumulado desde Enero |                  |             |
|---------------------------|----------------|----------------|-----------------------|------------------|-------------|
|                           | 2020           | 2021           | 2020                  | 2021             | Var. (%)    |
| A CORUÑA                  | 0              | 0              | 0                     | 0                |             |
| ALICANTE                  | 1.585          | 2.036          | 5.508                 | 6.307            | 14,51       |
| ALMERÍA                   | 1.948          | 2.233          | 5.434                 | 6.120            | 12,63       |
| AVILÉS                    | 0              | 3              | 0                     | 11               |             |
| BAHÍA DE ALGECIRAS        | 66.460         | 57.551         | 183.709               | 156.003          | -15,08      |
| BAHÍA DE CÁDIZ            | 699            | 4.202          | 2.115                 | 9.873            | 366,80      |
| BALEARES                  | 0              | 0              | 0                     | 0                |             |
| BARCELONA                 | 125.296        | 147.685        | 393.803               | 444.493          | 12,87       |
| BILBAO                    | 47.984         | 41.116         | 129.363               | 114.111          | -11,79      |
| CARTAGENA                 | 3.375          | 3.018          | 10.916                | 8.470            | -22,41      |
| CASTELLÓN                 | 9.887          | 11.774         | 35.693                | 29.215           | -18,15      |
| CEUTA                     | 54             | 14             | 149                   | 47               | -68,40      |
| FERROL-SAN CIBRAO         | 564            | 1.245          | 1.931                 | 3.402            | 76,21       |
| GIJÓN                     | 4.851          | 5.588          | 12.493                | 14.690           | 17,59       |
| HUELVA                    | 995            | 940            | 3.561                 | 3.018            | -15,26      |
| LAS PALMAS                | 7.146          | 5.387          | 22.904                | 15.098           | -34,08      |
| MÁLAGA                    | 1.485          | 1.282          | 4.697                 | 3.567            | -24,06      |
| MARÍN Y RÍA DE PONTEVEDRA | 3.396          | 3.372          | 9.931                 | 8.563            | -13,77      |
| MELILLA                   | 129            | 6              | 578                   | 16               | -97,23      |
| MOTRIL                    | 9              | 0              | 61                    | 0                | -100,00     |
| PASAIA                    | 0              | 0              | 0                     | 0                |             |
| SANTA CRUZ DE TENERIFE    | 3.097          | 3.722          | 9.311                 | 8.560            | -8,07       |
| SANTANDER                 | 1.803          | 3.295          | 5.190                 | 8.056            | 55,21       |
| SEVILLA                   | 93             | 206            | 233                   | 315              | 35,34       |
| TARRAGONA                 | 2.920          | 3.445          | 8.022                 | 8.896            | 10,90       |
| VALENCIA                  | 173.783        | 216.452        | 532.906               | 597.193          | 12,06       |
| VIGO                      | 14.604         | 14.084         | 40.896                | 41.196           | 0,73        |
| VILAGARCÍA                | 59             | 121            | 321                   | 276              | -14,02      |
| <b>Total</b>              | <b>472.221</b> | <b>528.774</b> | <b>1.419.722</b>      | <b>1.487.494</b> | <b>4,77</b> |

Fecha: 23/08/2021

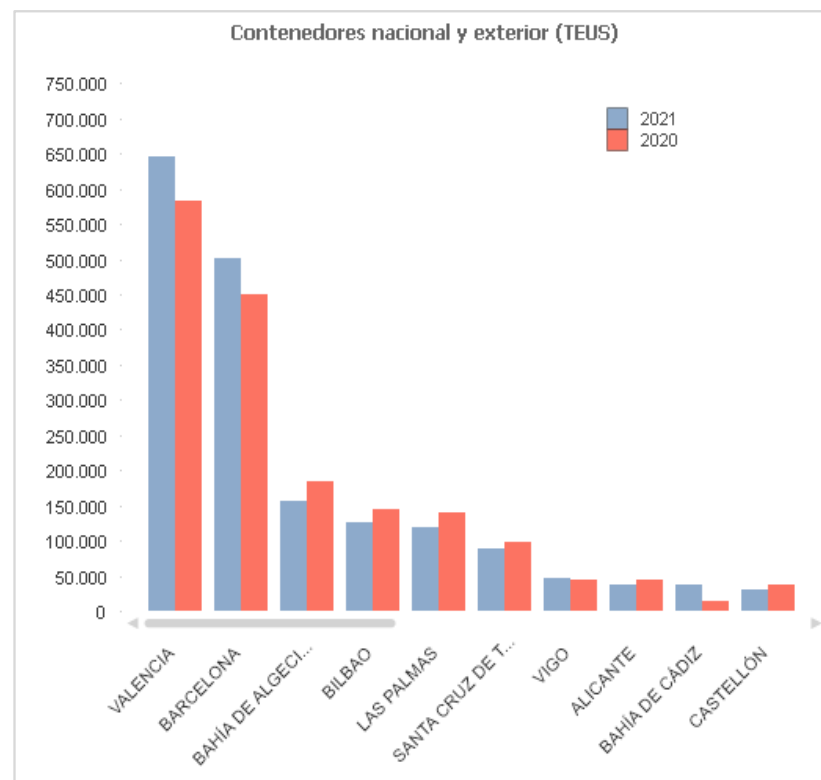


\* No incluye tránsitos ni transbordos. Navegación de exterior.

## 10.4. CONTENEDORES NACIONAL Y EXTERIOR (TEUS)

Fecha: 23/08/2021

| Autoridad Portuaria       | Mes Marzo      |                | Acumulado desde Enero |                  |             |
|---------------------------|----------------|----------------|-----------------------|------------------|-------------|
|                           | 2020           | 2021           | 2020                  | 2021             | Var. (%)    |
| A CORUÑA                  | 0              | 0              | 0                     | 0                |             |
| ALICANTE                  | 14.217         | 13.245         | 45.257                | 36.999           | -18,25      |
| ALMERÍA                   | 2.353          | 2.706          | 6.256                 | 6.931            | 10,78       |
| AVILÉS                    | 0              | 3              | 0                     | 11               |             |
| BAHÍA DE ALGECIRAS        | 66.464         | 57.581         | 183.759               | 156.097          | -15,05      |
| BAHÍA DE CÁDIZ            | 4.174          | 13.906         | 13.098                | 36.830           | 181,19      |
| BALEARES                  | 8.910          | 8.246          | 24.991                | 21.633           | -13,44      |
| BARCELONA                 | 144.982        | 167.518        | 449.744               | 501.259          | 11,45       |
| BILBAO                    | 52.636         | 45.122         | 145.292               | 125.441          | -13,66      |
| CARTAGENA                 | 4.233          | 3.539          | 13.532                | 9.517            | -29,67      |
| CASTELLÓN                 | 9.996          | 12.442         | 36.187                | 31.014           | -14,29      |
| CEUTA                     | 584            | 564            | 1.715                 | 1.538            | -10,33      |
| FERROL-SAN CIBRAO         | 636            | 1.303          | 2.055                 | 3.614            | 75,84       |
| GIJÓN                     | 7.502          | 6.362          | 18.697                | 16.480           | -11,86      |
| HUELVA                    | 6.385          | 5.938          | 20.962                | 18.397           | -12,23      |
| LAS PALMAS                | 47.238         | 43.784         | 139.125               | 119.960          | -13,78      |
| MÁLAGA                    | 2.647          | 2.163          | 8.397                 | 5.911            | -29,60      |
| MARÍN Y RÍA DE PONTEVEDRA | 3.531          | 3.463          | 10.821                | 8.896            | -17,80      |
| MELILLA                   | 1.202          | 742            | 4.194                 | 2.036            | -51,45      |
| MOTRIL                    | 9              | 0              | 61                    | 0                | -100,00     |
| PASAIA                    | 0              | 0              | 0                     | 0                |             |
| SANTA CRUZ DE TENERIFE    | 33.929         | 33.452         | 97.577                | 89.329           | -8,45       |
| SANTANDER                 | 1.803          | 3.295          | 5.190                 | 8.056            | 55,21       |
| SEVILLA                   | 11.622         | 11.077         | 33.446                | 30.060           | -10,13      |
| TARRAGONA                 | 3.876          | 4.063          | 10.904                | 10.773           | -1,20       |
| VALENCIA                  | 190.492        | 233.569        | 583.707               | 644.975          | 10,50       |
| VIGO                      | 15.711         | 15.405         | 44.746                | 45.555           | 1,81        |
| VILAGARCÍA                | 3.277          | 2.696          | 10.499                | 7.954            | -24,24      |
| <b>Total</b>              | <b>638.408</b> | <b>692.184</b> | <b>1.910.211</b>      | <b>1.939.263</b> | <b>1,52</b> |

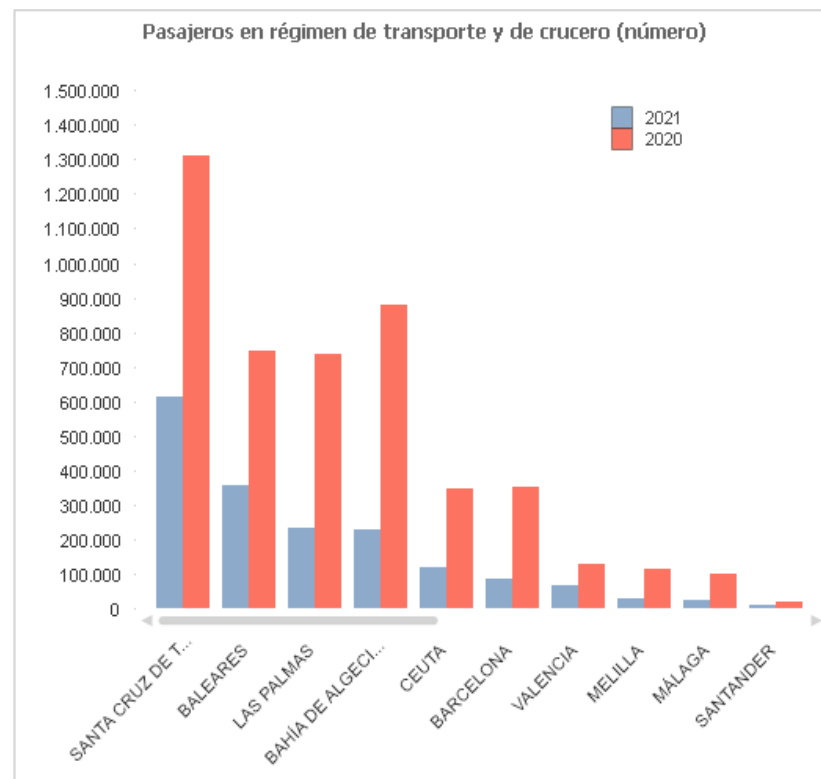


\* No incluye tránsitos ni transbordos. Navegación de cabotaje y exterior.

## 11. PASAJEROS EN RÉGIMEN DE TRANSPORTE Y DE CRUCERO (número)

| Autoridad Portuaria       | Mes Marzo      |                | Acumulado desde Enero |                  |               |
|---------------------------|----------------|----------------|-----------------------|------------------|---------------|
|                           | 2020           | 2021           | 2020                  | 2021             | Var. (%)      |
| A CORUÑA                  | 0              | 0              | 6.586                 | 0                | -100,00       |
| ALICANTE                  | 5.569          | 0              | 21.700                | 0                | -100,00       |
| ALMERÍA                   | 16.597         | 3.100          | 100.736               | 8.104            | -91,96        |
| AVILÉS                    | 0              | 0              | 0                     | 0                |               |
| BAHÍA DE ALGECIRAS        | 161.511        | 86.278         | 878.606               | 227.713          | -74,08        |
| BAHÍA DE CÁDIZ            | 9.265          | 987            | 44.658                | 2.479            | -94,45        |
| BALEARES                  | 170.794        | 163.607        | 744.158               | 355.989          | -52,16        |
| BARCELONA                 | 73.041         | 34.977         | 352.551               | 84.997           | -75,89        |
| BILBAO                    | 4.578          | 1.218          | 15.907                | 3.374            | -78,79        |
| CARTAGENA                 | 1.457          | 0              | 18.862                | 0                | -100,00       |
| CASTELLÓN                 | 0              | 0              | 0                     | 0                |               |
| CEUTA                     | 68.964         | 44.763         | 346.008               | 118.464          | -65,76        |
| FERROL-SAN CIBRAO         | 795            | 0              | 3.040                 | 0                | -100,00       |
| GIJÓN                     | 0              | 0              | 0                     | 0                |               |
| HUELVA                    | 2.062          | 2.399          | 7.797                 | 5.745            | -26,32        |
| LAS PALMAS                | 123.224        | 91.228         | 735.836               | 231.989          | -68,47        |
| MÁLAGA                    | 27.567         | 8.806          | 101.531               | 23.681           | -76,68        |
| MARÍN Y RÍA DE PONTEVEDRA | 0              | 0              | 0                     | 0                |               |
| MELILLA                   | 20.881         | 11.557         | 112.029               | 28.546           | -74,52        |
| MOTRIL                    | 2.234          | 761            | 17.976                | 761              | -95,77        |
| PASAIA                    | 0              | 0              | 1                     | 0                | -100,00       |
| SANTA CRUZ DE TENERIFE    | 228.441        | 241.097        | 1.310.585             | 610.586          | -53,41        |
| SANTANDER                 | 3.990          | 3.936          | 18.059                | 8.293            | -54,08        |
| SEVILLA                   | 389            | 0              | 858                   | 0                | -100,00       |
| TARRAGONA                 | 1.463          | 22             | 1.463                 | 22               | -98,50        |
| VALENCIA                  | 33.073         | 26.271         | 127.305               | 65.767           | -48,34        |
| VIGO                      | 1.712          | 0              | 9.425                 | 0                | -100,00       |
| VILAGARCÍA                | 0              | 0              | 0                     | 0                |               |
| <b>Total</b>              | <b>957.607</b> | <b>721.007</b> | <b>4.975.677</b>      | <b>1.776.510</b> | <b>-64,30</b> |

Fecha: 23/08/2021

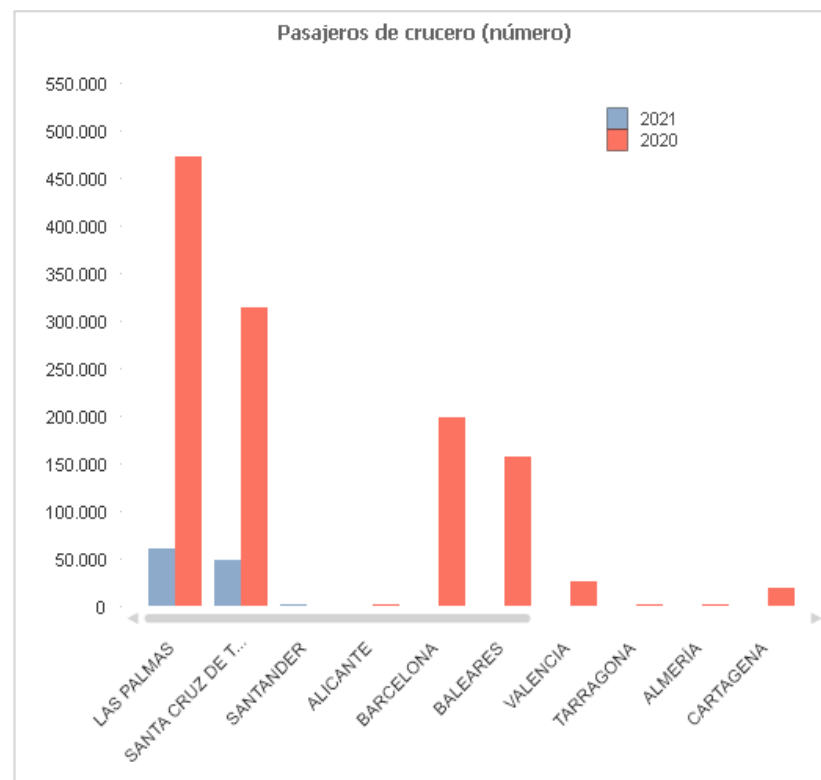


\* Incluye embarques, desembarques y en tránsito.

## 11.1. PASAJEROS DE CRUCERO (número)

Fecha: 23/08/2021

| Autoridad Portuaria       | Mes Marzo      |               | Acumulado desde Enero |                |               |
|---------------------------|----------------|---------------|-----------------------|----------------|---------------|
|                           | 2020           | 2021          | 2020                  | 2021           | Var. (%)      |
| A CORUÑA                  | 0              | 0             | 6.586                 | 0              | -100,00       |
| ALICANTE                  | 2.413          | 0             | 2.413                 | 0              | -100,00       |
| ALMERÍA                   | 0              | 0             | 592                   | 0              | -100,00       |
| AVILÉS                    | 0              | 0             | 0                     | 0              |               |
| BAHÍA DE ALGECIRAS        | 0              | 0             | 0                     | 0              |               |
| BAHÍA DE CÁDIZ            | 7.795          | 0             | 40.641                | 0              | -100,00       |
| BALEARES                  | 29.590         | 0             | 156.757               | 0              | -100,00       |
| BARCELONA                 | 30.008         | 0             | 198.547               | 0              | -100,00       |
| BILBAO                    | 0              | 0             | 0                     | 0              |               |
| CARTAGENA                 | 1.457          | 0             | 18.862                | 0              | -100,00       |
| CASTELLÓN                 | 0              | 0             | 0                     | 0              |               |
| CEUTA                     | 0              | 0             | 0                     | 0              |               |
| FERROL-SAN CIBRAO         | 795            | 0             | 3.040                 | 0              | -100,00       |
| GIJÓN                     | 0              | 0             | 0                     | 0              |               |
| HUELVA                    | 0              | 0             | 894                   | 0              | -100,00       |
| LAS PALMAS                | 71.102         | 24.819        | 472.859               | 59.960         | -87,32        |
| MÁLAGA                    | 15.222         | 0             | 40.172                | 0              | -100,00       |
| MARÍN Y RÍA DE PONTEVEDRA | 0              | 0             | 0                     | 0              |               |
| MELILLA                   | 0              | 0             | 0                     | 0              |               |
| MOTRIL                    | 0              | 0             | 0                     | 0              |               |
| PASAIA                    | 0              | 0             | 0                     | 0              |               |
| SANTA CRUZ DE TENERIFE    | 49.134         | 21.145        | 314.653               | 49.035         | -84,42        |
| SANTANDER                 | 0              | 2             | 0                     | 3              |               |
| SEVILLA                   | 389            | 0             | 858                   | 0              | -100,00       |
| TARRAGONA                 | 1.463          | 0             | 1.463                 | 0              | -100,00       |
| VALENCIA                  | 5.554          | 0             | 26.286                | 0              | -100,00       |
| VIGO                      | 1.712          | 0             | 9.425                 | 0              | -100,00       |
| VILAGARCÍA                | 0              | 0             | 0                     | 0              |               |
| <b>Total</b>              | <b>216.634</b> | <b>45.966</b> | <b>1.294.048</b>      | <b>108.998</b> | <b>-91,58</b> |



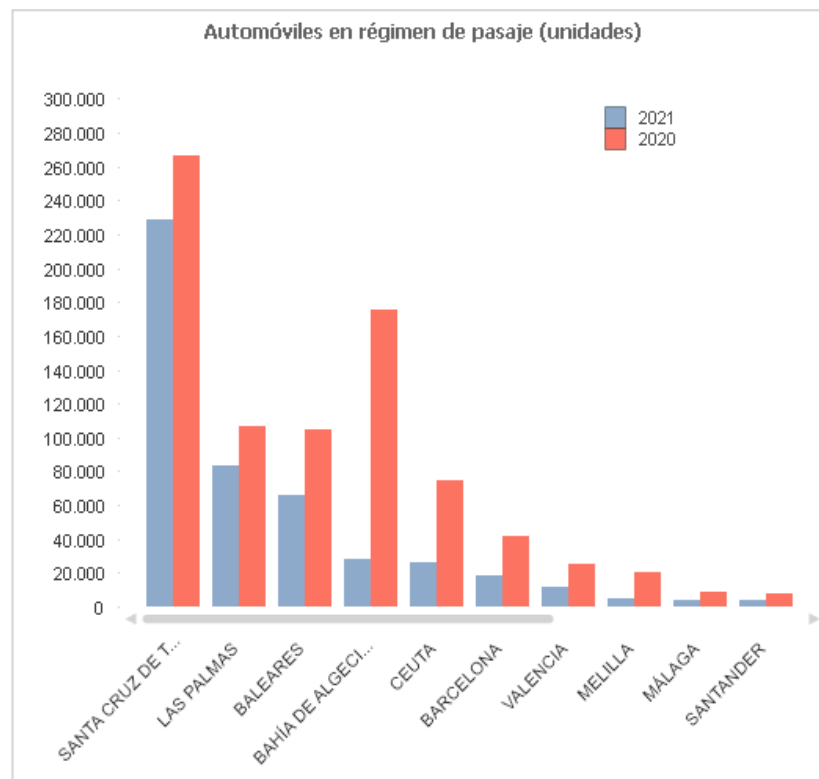
\* Incluye embarques (inicio de línea), desembarques (fin de línea) y en tránsito.



## 12.1. AUTOMÓVILES EN RÉGIMEN DE PASAJE (unidades)

Fecha: 23/08/2021

| Autoridad Portuaria       | Mes Marzo      |                | Acumulado desde Enero |                |               |
|---------------------------|----------------|----------------|-----------------------|----------------|---------------|
|                           | 2020           | 2021           | 2020                  | 2021           | Var. (%)      |
| A CORUÑA                  | 0              | 0              | 0                     | 0              |               |
| ALICANTE                  | 1.266          | 0              | 7.575                 | 0              | -100,00       |
| ALMERÍA                   | 4.560          | 293            | 25.791                | 858            | -96,67        |
| AVILÉS                    | 0              | 0              | 0                     | 0              |               |
| BAHÍA DE ALGECIRAS        | 30.525         | 10.682         | 175.240               | 28.280         | -83,86        |
| BAHÍA DE CÁDIZ            | 706            | 627            | 2.273                 | 1.514          | -33,39        |
| BALEARES                  | 25.218         | 31.195         | 104.813               | 65.618         | -37,40        |
| BARCELONA                 | 8.971          | 7.697          | 41.508                | 17.927         | -56,81        |
| BILBAO                    | 2.775          | 329            | 8.311                 | 1.231          | -85,19        |
| CARTAGENA                 | 0              | 0              | 0                     | 0              |               |
| CASTELLÓN                 | 0              | 0              | 0                     | 0              |               |
| CEUTA                     | 14.591         | 9.898          | 74.400                | 26.254         | -64,71        |
| FERROL-SAN CIBRAO         | 0              | 0              | 0                     | 0              |               |
| GIJÓN                     | 0              | 0              | 0                     | 0              |               |
| HUELVA                    | 1.066          | 1.210          | 3.955                 | 3.286          | -16,92        |
| LAS PALMAS                | 22.166         | 31.776         | 106.699               | 83.296         | -21,93        |
| MÁLAGA                    | 1.714          | 1.336          | 8.552                 | 3.735          | -56,33        |
| MARÍN Y RÍA DE PONTEVEDRA | 0              | 0              | 0                     | 0              |               |
| MELILLA                   | 3.798          | 2.006          | 20.551                | 4.838          | -76,46        |
| MOTRIL                    | 415            | 303            | 3.986                 | 303            | -92,40        |
| PASAIA                    | 0              | 0              | 0                     | 0              |               |
| SANTA CRUZ DE TENERIFE    | 52.067         | 88.324         | 266.467               | 229.078        | -14,03        |
| SANTANDER                 | 1.828          | 1.793          | 8.001                 | 3.676          | -54,06        |
| SEVILLA                   | 0              | 0              | 0                     | 0              |               |
| TARRAGONA                 | 0              | 0              | 0                     | 0              |               |
| VALENCIA                  | 5.746          | 4.747          | 25.188                | 11.668         | -53,68        |
| VIGO                      | 0              | 0              | 0                     | 0              |               |
| VILAGARCÍA                | 0              | 0              | 0                     | 0              |               |
| <b>Total</b>              | <b>177.412</b> | <b>192.216</b> | <b>883.310</b>        | <b>481.562</b> | <b>-45,48</b> |

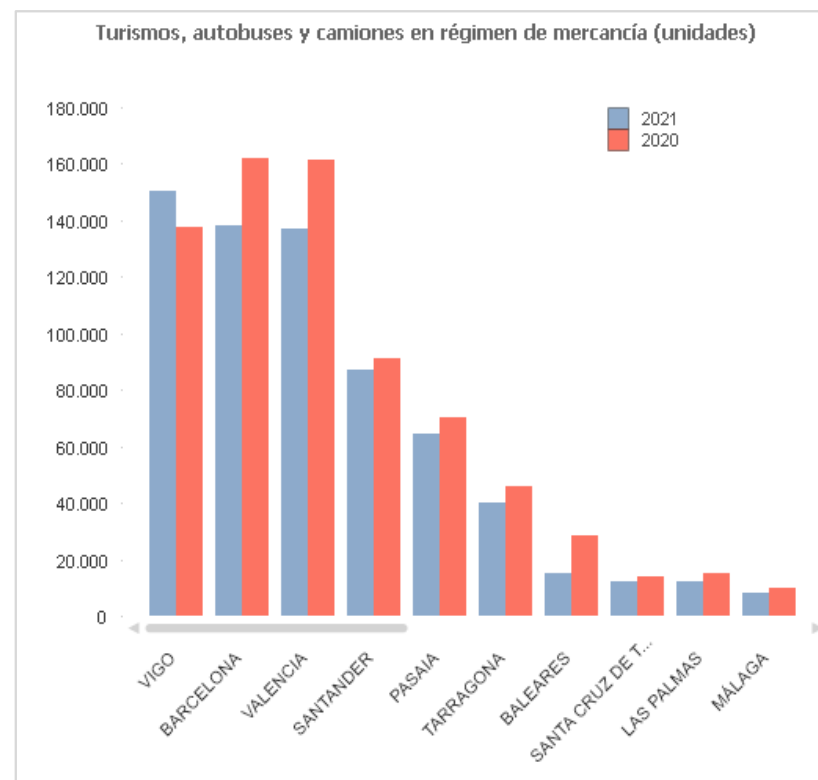


\* Incluye embarques, desembarques y en tránsito.

## 12.2. TURISMOS, AUTOBUSES Y CAMIONES EN RÉGIMEN DE MERCANCÍA (u

| Autoridad Portuaria       | Mes Marzo      |                | Acumulado desde Enero |                |              |
|---------------------------|----------------|----------------|-----------------------|----------------|--------------|
|                           | 2020           | 2021           | 2020                  | 2021           | Var. (%)     |
| A CORUÑA                  | 0              | 0              | 0                     | 0              |              |
| ALICANTE                  | 123            | 29             | 409                   | 109            | -73,35       |
| ALMERÍA                   | 61             | 109            | 298                   | 215            | -27,85       |
| AVILÉS                    | 0              | 0              | 0                     | 0              |              |
| BAHÍA DE ALGECIRAS        | 340            | 713            | 1.193                 | 1.764          | 47,86        |
| BAHÍA DE CÁDIZ            | 1.985          | 577            | 3.774                 | 1.646          | -56,39       |
| BALEARES                  | 10.975         | 7.828          | 28.264                | 15.177         | -46,30       |
| BARCELONA                 | 52.400         | 57.739         | 162.048               | 138.411        | -14,59       |
| BILBAO                    | 590            | 862            | 1.647                 | 2.245          | 36,31        |
| CARTAGENA                 | 0              | 0              | 1                     | 20             | 1.900,00     |
| CASTELLÓN                 | 23             | 12             | 42                    | 17             | -59,52       |
| CEUTA                     | 76             | 92             | 224                   | 287            | 28,13        |
| FERROL-SAN CIBRAO         | 0              | 0              | 2                     | 1              | -50,00       |
| GIJÓN                     | 0              | 0              | 0                     | 0              |              |
| HUELVA                    | 193            | 491            | 625                   | 911            | 45,76        |
| LAS PALMAS                | 5.540          | 5.104          | 15.289                | 12.148         | -20,54       |
| MÁLAGA                    | 4.827          | 3.131          | 10.044                | 7.955          | -20,80       |
| MARÍN Y RÍA DE PONTEVEDRA | 1              | 150            | 7                     | 151            | 2.057,14     |
| MELILLA                   | 73             | 118            | 251                   | 305            | 21,51        |
| MOTRIL                    | 24             | 0              | 64                    | 0              | -100,00      |
| PASAIA                    | 20.947         | 18.962         | 70.415                | 64.507         | -8,39        |
| SANTA CRUZ DE TENERIFE    | 4.435          | 5.064          | 14.101                | 12.219         | -13,35       |
| SANTANDER                 | 39.380         | 34.761         | 91.079                | 87.203         | -4,26        |
| SEVILLA                   | 132            | 0              | 402                   | 0              | -100,00      |
| TARRAGONA                 | 13.334         | 14.777         | 46.132                | 40.189         | -12,88       |
| VALENCIA                  | 51.998         | 49.855         | 161.115               | 137.235        | -14,82       |
| VIGO                      | 38.661         | 55.037         | 137.789               | 150.402        | 9,15         |
| VILAGARCÍA                | 1              | 13             | 98                    | 20             | -79,59       |
| <b>Total</b>              | <b>246.119</b> | <b>255.424</b> | <b>745.313</b>        | <b>673.137</b> | <b>-9,68</b> |

Fecha: 23/08/2021

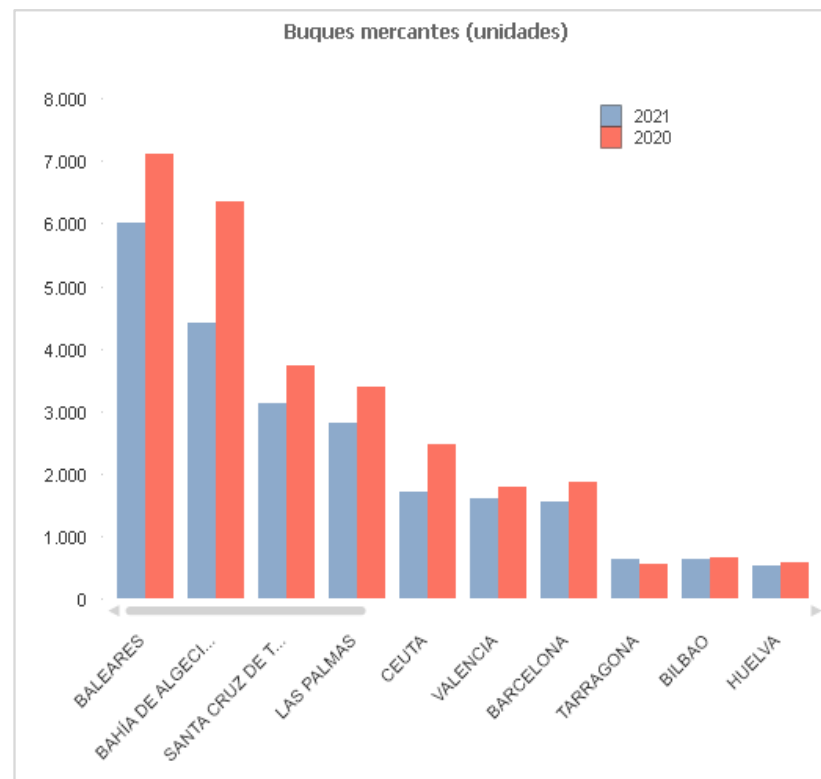


\* Incluye cargas, descargas, tránsitos y transbordos. Sólo turismos, autobuses y camiones.

### 13. BUQUES MERCANTES (unidades)

Fecha: 23/08/2021

| Autoridad Portuaria       | Mes Marzo    |              | Acumulado desde Enero |               |               |
|---------------------------|--------------|--------------|-----------------------|---------------|---------------|
|                           | 2020         | 2021         | 2020                  | 2021          | Var. (%)      |
| A CORUÑA                  | 70           | 75           | 238                   | 217           | -8,82         |
| ALICANTE                  | 49           | 47           | 160                   | 117           | -26,88        |
| ALMERÍA                   | 117          | 93           | 400                   | 254           | -36,50        |
| AVILÉS                    | 64           | 76           | 177                   | 215           | 21,47         |
| BAHÍA DE ALGECIRAS        | 1.715        | 1.582        | 6.357                 | 4.414         | -30,56        |
| BAHÍA DE CÁDIZ            | 92           | 112          | 307                   | 409           | 33,22         |
| BALEARES                  | 1.689        | 2.191        | 7.109                 | 6.009         | -15,47        |
| BARCELONA                 | 594          | 537          | 1.862                 | 1.547         | -16,92        |
| BILBAO                    | 227          | 226          | 644                   | 617           | -4,19         |
| CARTAGENA                 | 165          | 180          | 477                   | 484           | 1,47          |
| CASTELLÓN                 | 122          | 148          | 416                   | 396           | -4,81         |
| CEUTA                     | 695          | 568          | 2.462                 | 1.706         | -30,71        |
| FERROL-SAN CIBRAO         | 93           | 95           | 263                   | 242           | -7,98         |
| GIJÓN                     | 104          | 113          | 305                   | 287           | -5,90         |
| HUELVA                    | 208          | 175          | 588                   | 514           | -12,59        |
| LAS PALMAS                | 1.042        | 1.006        | 3.389                 | 2.821         | -16,76        |
| MÁLAGA                    | 106          | 78           | 318                   | 227           | -28,62        |
| MARÍN Y RÍA DE PONTEVEDRA | 39           | 33           | 117                   | 96            | -17,95        |
| MELILLA                   | 89           | 57           | 338                   | 154           | -54,44        |
| MOTRIL                    | 53           | 41           | 263                   | 85            | -67,68        |
| PASAIA                    | 74           | 95           | 226                   | 259           | 14,60         |
| SANTA CRUZ DE TENERIFE    | 1.112        | 1.105        | 3.727                 | 3.135         | -15,88        |
| SANTANDER                 | 121          | 140          | 341                   | 376           | 10,26         |
| SEVILLA                   | 87           | 68           | 243                   | 234           | -3,70         |
| TARRAGONA                 | 182          | 223          | 561                   | 637           | 13,55         |
| VALENCIA                  | 604          | 514          | 1.797                 | 1.592         | -11,41        |
| VIGO                      | 130          | 145          | 408                   | 380           | -6,86         |
| VILAGARCÍA                | 23           | 36           | 74                    | 98            | 32,43         |
| <b>Total</b>              | <b>9.666</b> | <b>9.759</b> | <b>33.567</b>         | <b>27.522</b> | <b>-18,01</b> |

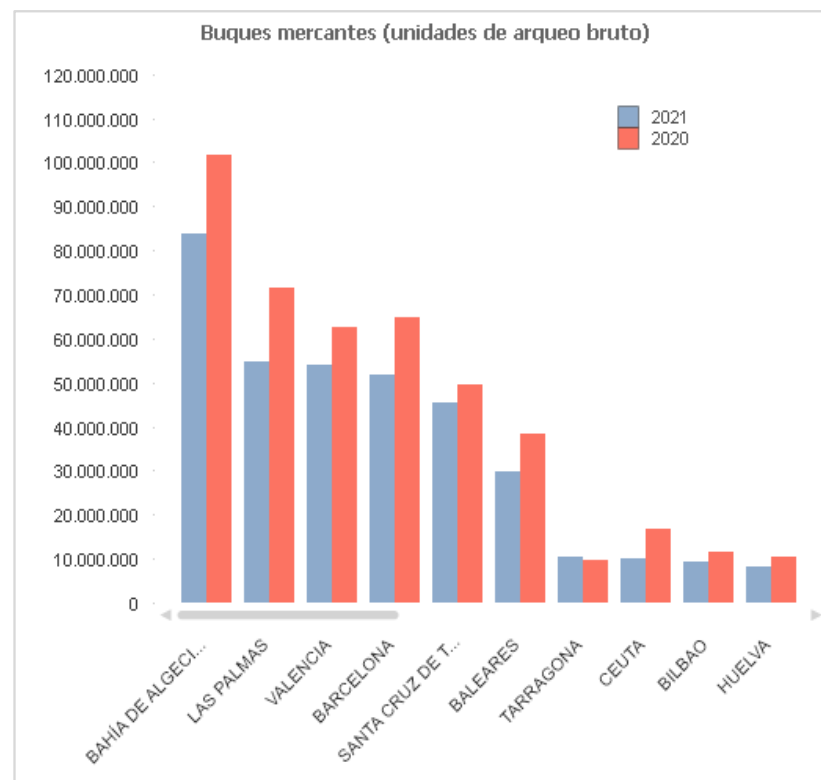


\* Incluye tanques, graneleros, de carga general, ro-ro, solo de pasaje, cruceros, portacontenedores y otros buques mercantes.

### 13.1. BUQUES MERCANTES (unidades de arqueo bruto)

Fecha: 23/08/2021

| Autoridad Portuaria       | Mes Marzo          |                    | Acumulado desde Enero |                    |               |
|---------------------------|--------------------|--------------------|-----------------------|--------------------|---------------|
|                           | 2020               | 2021               | 2020                  | 2021               | Var. (%)      |
| A CORUÑA                  | 935.766            | 1.121.915          | 3.123.511             | 2.908.877          | -6,87         |
| ALICANTE                  | 611.873            | 522.710            | 1.848.302             | 1.300.940          | -29,61        |
| ALMERÍA                   | 1.900.009          | 1.410.321          | 6.523.230             | 3.743.143          | -42,62        |
| AVILÉS                    | 473.969            | 548.662            | 1.251.940             | 1.519.059          | 21,34         |
| BAHÍA DE ALGECIRAS        | 30.703.251         | 30.100.804         | 101.467.526           | 83.622.855         | -17,59        |
| BAHÍA DE CÁDIZ            | 1.380.332          | 1.420.935          | 4.720.417             | 4.075.397          | -13,66        |
| BALEARES                  | 11.796.641         | 10.755.256         | 38.433.905            | 29.910.486         | -22,18        |
| BARCELONA                 | 19.639.400         | 17.878.251         | 64.681.066            | 51.586.848         | -20,24        |
| BILBAO                    | 4.139.784          | 3.277.305          | 11.368.946            | 9.434.841          | -17,01        |
| CARTAGENA                 | 3.198.521          | 2.748.275          | 9.403.810             | 8.059.917          | -14,29        |
| CASTELLÓN                 | 1.698.318          | 1.934.858          | 6.078.841             | 5.456.732          | -10,23        |
| CEUTA                     | 5.546.715          | 3.499.059          | 16.752.363            | 10.082.117         | -39,82        |
| FERROL-SAN CIBRAO         | 1.094.001          | 1.672.607          | 3.639.416             | 3.777.545          | 3,80          |
| GIJÓN                     | 1.586.628          | 1.711.062          | 4.940.517             | 4.512.967          | -8,65         |
| HUELVA                    | 3.722.209          | 3.091.307          | 10.430.761            | 8.318.937          | -20,25        |
| LAS PALMAS                | 21.715.681         | 20.046.533         | 71.596.448            | 54.803.676         | -23,45        |
| MÁLAGA                    | 2.823.425          | 1.972.410          | 8.357.014             | 5.444.021          | -34,86        |
| MARÍN Y RÍA DE PONTEVEDRA | 249.430            | 138.616            | 707.928               | 552.338            | -21,98        |
| MELILLA                   | 2.008.506          | 1.140.515          | 7.588.755             | 3.231.387          | -57,42        |
| MOTRIL                    | 670.703            | 337.891            | 3.379.462             | 850.455            | -74,83        |
| PASAIA                    | 543.403            | 630.509            | 1.733.825             | 1.853.068          | 6,88          |
| SANTA CRUZ DE TENERIFE    | 14.915.513         | 16.325.015         | 49.631.432            | 45.404.239         | -8,52         |
| SANTANDER                 | 2.114.556          | 2.711.924          | 6.307.346             | 7.231.397          | 14,65         |
| SEVILLA                   | 468.650            | 364.312            | 1.276.879             | 1.122.455          | -12,09        |
| TARRAGONA                 | 3.107.786          | 3.583.088          | 9.658.282             | 10.568.523         | 9,42          |
| VALENCIA                  | 20.220.779         | 17.250.134         | 62.372.123            | 54.073.351         | -13,31        |
| VIGO                      | 2.495.767          | 2.722.314          | 7.862.931             | 7.601.541          | -3,32         |
| VILAGARCÍA                | 156.360            | 210.873            | 519.373               | 604.829            | 16,45         |
| <b>Total</b>              | <b>159.917.976</b> | <b>149.127.461</b> | <b>515.656.349</b>    | <b>421.651.941</b> | <b>-18,23</b> |



\* Unidades de arqueo bruto en G.T.

## 13.2. CRUCEROS (unidades)

Fecha: 23/08/2021

| Autoridad Portuaria       | Mes Marzo  |           | Acumulado desde Enero |            |               |
|---------------------------|------------|-----------|-----------------------|------------|---------------|
|                           | 2020       | 2021      | 2020                  | 2021       | Var. (%)      |
| A CORUÑA                  | 0          | 0         | 5                     | 0          | -100,00       |
| ALICANTE                  | 1          | 0         | 1                     | 0          | -100,00       |
| ALMERÍA                   | 0          | 0         | 1                     | 0          | -100,00       |
| AVILÉS                    | 0          | 0         | 0                     | 0          |               |
| BAHÍA DE ALGECIRAS        | 1          | 0         | 1                     | 3          | 200,00        |
| BAHÍA DE CÁDIZ            | 6          | 1         | 26                    | 3          | -88,46        |
| BALEARES                  | 11         | 0         | 39                    | 0          | -100,00       |
| BARCELONA                 | 10         | 3         | 51                    | 6          | -88,24        |
| BILBAO                    | 0          | 0         | 0                     | 0          |               |
| CARTAGENA                 | 1          | 0         | 10                    | 0          | -100,00       |
| CASTELLÓN                 | 0          | 0         | 0                     | 0          |               |
| CEUTA                     | 0          | 0         | 0                     | 0          |               |
| FERROL-SAN CIBRAO         | 1          | 0         | 2                     | 0          | -100,00       |
| GIJÓN                     | 0          | 0         | 0                     | 0          |               |
| HUELVA                    | 0          | 0         | 1                     | 0          | -100,00       |
| LAS PALMAS                | 29         | 26        | 162                   | 71         | -56,17        |
| MÁLAGA                    | 8          | 0         | 21                    | 0          | -100,00       |
| MARÍN Y RÍA DE PONTEVEDRA | 0          | 0         | 0                     | 0          |               |
| MELILLA                   | 0          | 0         | 0                     | 0          |               |
| MOTRIL                    | 0          | 0         | 0                     | 0          |               |
| PASAIA                    | 0          | 0         | 0                     | 0          |               |
| SANTA CRUZ DE TENERIFE    | 32         | 33        | 150                   | 112        | -25,33        |
| SANTANDER                 | 0          | 0         | 0                     | 0          |               |
| SEVILLA                   | 2          | 0         | 4                     | 0          | -100,00       |
| TARRAGONA                 | 1          | 0         | 1                     | 0          | -100,00       |
| VALENCIA                  | 3          | 0         | 12                    | 0          | -100,00       |
| VIGO                      | 1          | 0         | 7                     | 0          | -100,00       |
| VILAGARCÍA                | 0          | 0         | 0                     | 0          |               |
| <b>Total</b>              | <b>107</b> | <b>63</b> | <b>494</b>            | <b>195</b> | <b>-60,53</b> |

