

# 4

## ESTADÍSTICAS DE TRÁFICO / TRAFFIC STATISTIC

### 4.1. TRÁFICO DE PASAJEROS / PASSENGER TRAFFIC

#### 4.1.1. PASAJEROS / PASSENGERS

##### 4.1.1.1. NÚMERO DE PASAJEROS / NUMBER OF PASSENGERS

		CABOTAJE DOMESTIC	EXTERIOR FOREIGN	TOTAL TOTAL	INTERIOR LOCAL
LÍNEA REGULAR / REGULAR SHIPPING LINES	Embarcados / Embarked	-	-	-	-
	Desembarcados / Disembarked	-	-	-	-
	Total / Total	-	-	-	-
DE CRUCERO CRUISE	Inicio de línea / Starting a cruise			-	
	Fin de línea / Ending a cruise			-	
	En tránsito / In Transit			1.394	
OTROS PASAJEROS / OTHER PASSENGERS			-		
<b>TOTAL PASAJEROS / TOTAL</b>				<b>1.394</b>	

##### 4.1.1.2. PASAJEROS DE LÍNEA REGULAR, NÚMERO. PUERTOS DE ORIGEN Y DESTINO / PASSENGERS OF REGULAR SHIPPING LINES, NUMBER. PORTS OF ORIGIN AND DESTINATION

Sin movimiento / No operation

#### 4.1.2. NÚMERO DE VEHÍCULOS EN RÉGIMEN DE PASAJE / NUMBER OF VEHICLES WITH PASSENGERS

Sin movimiento / No operation

### 4.2. BUQUES / VESSELS

#### 4.2.1. BUQUES MERCANTES / MERCHANT SHIPS

##### 4.2.1.1. DISTRIBUCIÓN POR TONELAJE / DISTRIBUTION BY TONNAGE

	TOTAL	Hasta 3.000 G.T.	De 3.001 a 5.000 G.T.	De 5.001 a 10.000 G.T.	De 10.001 a 25.000 G.T.	De 25.001 a 50.000 G.T.	Más de 50.000 G.T.
	TOTAL	Up to 3,000 G.T.	Of 3,001 to 5,000 G.T.	Of 5,001 to 10,000 G.T.	Of 10,001 to 25,000 G.T.	Of 25,001 to 50,000 G.T.	More than 50,000 G.T.
<b>ESPAÑOLES / SPANISH</b>							
Número / Number	181	11	158	3	9	-	-
G.T.	933.915	18.586	743.832	18.891	152.606	-	-
<b>EXTRANJEROS / FOREIGN</b>							
Número / Number	2.271	301	428	574	533	284	151
G.T.	35.614.351	757.485	1.741.409	3.843.349	9.178.528	10.261.902	9.831.678
<b>TOTAL</b>							
Número / Number	2.452	312	586	577	542	284	151
G.T.	36.548.266	776.071	2.485.241	3.862.240	9.331.134	10.261.902	9.831.678
Porcentaje sobre el total % Percentage of total							
Número / Number	100,00%	12,72%	23,90%	23,53%	22,10%	11,58%	6,16%
G.T.	100,00%	2,12%	6,80%	10,57%	25,53%	28,08%	26,90%



ESTADÍSTICAS DE TRÁFICO / TRAFFIC STATISTIC

4.2.1.2. DISTRIBUCIÓN POR BANDERA / DISTRIBUTION BY FLAG

BANDERAS / FLAGS	Nº de buques / Nº of vessels	G.T.	BANDERAS / FLAGS	Nº de buques / Nº of vessels	G.T.
España / Spain	181	933.915	British Virgin Islands	-	-
Alemania / Germany	18	129.434	Israel	30	1.216.260
Antártida / Antarctic	-	-	Italia / Italy	204	2.613.759
Antigua y Barbuda / Antigua and Barbuda	187	1.272.541	Letonia / Latvia	-	-
Antillas Holandesas / Dutch Antilles	2	9.309	Libano / Lebanon	8	38.528
Argelia / Algeria	63	445.039	Liberia	159	3.930.855
Bahamas	87	2.684.598	Libia / Libya	1	61.342
Bangladesh	-	-	Lituania / Lithuania	-	-
Barbados	3	9.864	Luxemburgo / Luxembourg	-	-
Belgica / Belgium	-	-	Malasia / Malaysia	1	22.116
Belize	13	53.283	Malta	361	4.813.675
Bermudas	1	27.357	Marruecos / Morocco	1	8.908
Camboia (Kampuchea) / Cambodia	9	25.236	Moldavia	2	4.840
China	6	284.204	Noruega / Norway	45	951.116
Chipre / Cyprus	107	1.485.064	Nueva Zelanda / New Zealand	4	16.443
Comoros	7	16.846	Panamá	149	3.735.842
Corea Del Sur / South Korea	4	163.470	Polonia / Poland	1	1.960
Croacia / Croatia	-	-	Portugal	35	259.492
Curaçao	8	161.033	Qatar	2	50.816
Dinamarca / Denmark	30	720.829	Reino Unido / United Kingdom	64	460.849
Dominica	-	-	Rusia / Russia	25	106.209
Egipto / Egypt	-	-	San Cristobal-Nevis / Saint Kitts and Nevis	-	-
Eslovaquia / Slovakia	1	2.450	San Vicente / Saint Vincent	10	29.633
Estados Unidos De America / USA	-	-	Seychelles y Dependencias / Seychelles and Dependencies	2	42.706
Filipinas / Phillipines	4	55.866	Sierra Leona / Sierra Leone	-	-
Finlandia / Finland	1	12.251	Singapur / Singapore	80	1.957.011
Francia / France	5	7.440	Suecia / Sweden	1	67.141
Gibraltar	36	259.388	Suiza / Switzerland	1	9.990
Grecia / Greece	32	1.686.573	Tanzania	8	20.304
Holanda (Países Bajos) / Holland (the Netherlands)	179	826.050	Thailandia / Thailand	1	11.474
Hong Kong	23	668.121	Togo	4	11.050
India	2	77.120	Tunez / Tunisia	3	35.479
Irlanda / Ireland	10	75.719	Turquia / Turkey	57	259.167
Isla Of Man / Isle of Man	44	547.246	Ucrania / Ukraine	4	16.348
Islas Cayman / Cayman Islands	17	309.996	Vanuatu	1	41.191
Islas Marshall / Marshall Islands	108	2.803.520	Vietnam	-	-
Islas Virgenes Británicas /			<b>TOTAL</b>	<b>2.452</b>	<b>36.548.266</b>

4.2.1.3. DISTRIBUCIÓN POR TIPOS DE BUQUE / DISTRIBUTION BY TYPES OF VESSELS

TIPO DE BUQUES TYPE OF VESSELS	ESPAÑOLES SPANISH		EXTRANJEROS FOREIGN		TOTALES TOTALS	
	Nº / Num.	G.T. / G.T.	Nº / Num.	G.T. / G.T.	Nº / Num.	G.T. / G.T.
<b>TOTAL TANQUES / TOTAL TANKERS</b>	<b>42</b>	<b>284.295</b>	<b>1.049</b>	<b>17.532.444</b>	<b>1.091</b>	<b>17.816.739</b>
<b>TOTAL GRANELEROS / TOTAL BULK CARRIERS</b>	<b>-</b>	<b>-</b>	<b>200</b>	<b>4.583.992</b>	<b>200</b>	<b>4.583.992</b>
<b>TOTAL CARGA GENERAL / TOTAL GENERAL CARGO</b>	<b>135</b>	<b>649.289</b>	<b>647</b>	<b>4.233.515</b>	<b>782</b>	<b>4.882.804</b>
<b>TOTAL RO-RO / TOTAL RO-RO</b>	<b>-</b>	<b>-</b>	<b>100</b>	<b>3.505.297</b>	<b>100</b>	<b>3.505.297</b>
<b>TOTAL PASAJE / TOTAL PASSENGERS</b>	<b>-</b>	<b>-</b>	<b>1</b>	<b>66.172</b>	<b>1</b>	<b>66.172</b>
<b>TOTAL PORTACONTENEDORES TOTAL CONTAINER SHIPS</b>	<b>-</b>	<b>-</b>	<b>270</b>	<b>5.692.208</b>	<b>270</b>	<b>5.692.208</b>
<b>TOTAL OTROS BUQUES MERCANTES TOTAL OTHER MERCHANT SHIPS</b>	<b>4</b>	<b>331</b>	<b>4</b>	<b>723</b>	<b>8</b>	<b>1.054</b>
<b>TOTALES / TOTALS</b>	<b>181</b>	<b>933.915</b>	<b>2.271</b>	<b>35.614.351</b>	<b>2.452</b>	<b>36.548.266</b>

# 4

## ESTADÍSTICAS DE TRÁFICO / TRAFFIC STATISTIC

### 4.2.2. BUQUES DE GUERRA ENTRADOS EN EL AÑO / WARSHIPS ENTERED DURING THE YEAR

Buques de guerra / Warships	Total	Nacionales / Spanish	Extranjeros / Foreign
Número / Number	-	-	-
Toneladas de desplazamiento / Displacement tons	-	-	-

### 4.2.3. EMBARCACIONES DE PESCA / FISSING BOATS

Con base en el puerto / Based in the port Embarcaciones / Boats	Total
Número / Number	55
G.T.	2.088

### 4.2.4. EMBARCACIONES DE RECREO / PLEASURE BOATS

Embarcaciones / Boats	Total
Número / Number	338
T.R.B. / GRT	2286,788

### 4.2.5. BUQUES ENTRADOS PARA DESGUACE / SHIPS ENTERED FOR SHIP-BREAKING

Sin movimiento / No operation

### 4.2.6. OTRAS EMBARCACIONES / OTHERS SHIPS

TIPO / TYPE	NÚMERO / NUMBER	G.T. / G.T.
Pasajeros Local / Local passengers		
Remolcadores / Tugboats	8	2.970
Lanchas Auxiliares / Auxiliary boats	17	695
Gabarras / Barges	2	178
Dragas / Dredgers		
Varios / Others	2	7.469
<b>TOTAL</b>	<b>29</b>	<b>11.312</b>



ESTADÍSTICAS DE TRÁFICO / TRAFFIC STATISTIC

4.3. MERCANCÍAS, TONELADAS / GOODS, TONS

4.3.1. MOVIDAS POR MUELLES Y ATRAQUES DEL SERVICIO / HANDLED AT PORT AUTHORITY QUAYS AND BERTHS

MERCANCÍAS / GOODS	CABOTAJE / DOMESTIC			EXTERIOR / FOREIGN			TOTAL / TOTAL		
	EMBARCADAS EMBARKED	DESEMBARCADAS DISEMBARKED	TOTAL TOTAL	EMBARCADAS EMBARKED	DESEMBARCADAS DISEMBARKED	TOTAL TOTAL	EMBARCADAS EMBARKED	DESEMBARCADAS DISEMBARKED	TOTAL TOTAL
<b>Graneles líquidos / Liquid bulks</b>									
Acético y ácidos monocarboxílicos / Acetic and monocarboxylic acids	8.929	1.200	10.129	92.231	188.393	280.624	101.160	189.593	290.753
Acetona y compuestos función nitrilo / Acetone and nitrile function compounds	0	0	-	0	18.295	18.295	-	18.295	18.295
Acido sulfúrico / Sulphuric acid	0	2.898	2.898	0	7.906	7.906	-	10.804	10.804
Alcohol Etilico / Ethyl alcohol	0	0	-	1.609	19.665	21.274	1.609	19.665	21.274
Anilina y compuestos función amina / Aniline and amine function compounds	0	0	-	0	101.580	101.580	-	101.580	101.580
Azucares y melazas / Sugars and molasses	0	0	-	0	31.903	31.903	-	31.903	31.903
Éteres / Ethers	0	12.668	12.668	1.015	33.011	34.025	1.015	45.679	46.693
Gasóleo / Diesel	205	42.697	42.902	0	0	-	205	42.697	42.902
Gasolina y keroseno / Gasoline and kerosene	0	0	-	0	60.697	60.697	-	60.697	60.697
Metanol, alcoholes acíclicos / Methanol, acyclic alcohols	0	52.912	52.912	314	72.611	72.926	314	125.523	125.838
Nitratos, nitritos y otros / Nitrates, nitrites and others	0	0	-	0	25.860	25.860	-	25.860	25.860
Resto otros petrolíferos / Other petroleum products	0	0	-	171.820	235.412	407.232	171.820	235.412	407.232
Resto productos químicos / Other chemical products	193	395	588	50.527	113.718	164.245	50.720	114.113	164.833
Sosa cáustica / Caustic soda	35.803	0	35.803	30.896	8.194	39.089	66.699	8.194	74.892
<b>TOTAL / TOTAL</b>	<b>45.130</b>	<b>112.770</b>	<b>157.900</b>	<b>348.412</b>	<b>917.244</b>	<b>1.265.656</b>	<b>393.542</b>	<b>1.030.014</b>	<b>1.423.556</b>
<b>Graneles sólidos por instalac. especial / Dry bulks by special installation</b>									
Alfalfa / Alfalfa	0	0	-	0	0	-	-	-	-
Altramucos forrajeros / Lupin for forage	0	0	-	0	0	-	-	-	-
Carbón mineral / Mineral coal	858.202	0	858.202	362.775	1.591.042	1.953.817	1.220.977	1.591.042	2.812.019
Coque de petróleo / Petroleum coke	0	32.720	32.720	40.938	147.213	188.151	40.938	179.933	220.871
Derivados del maíz / Maize derivatives	0	0	-	0	10.645	10.645	-	10.645	10.645
Guisantes / Peas	5.775	0	5.775	3.058	3.058	6.116	8.833	-	8.833
Maiz / Maize	6.668	0	6.668	0	697.629	697.629	6.668	697.629	704.297
Materiales de construcción / Building materials	0	0	-	0	0	0	-	-	-
Otras tortas y harinas / Other cakes and flours	0	0	-	0	84.486	84.486	-	84.486	84.486
Resto cereales y harinas / Other cereals and flours	8.054	0	8.054	3.685	150.814	154.499	11.739	150.814	162.553
Resto mercancías / Other goods	0	0	-	0	0	0	-	-	-
Resto minerales / Other minerals	0	2.115	2.115	0	0	0	-	2.115	2.115
Resto piensos y forrajes / Other animal feeds and forage	0	0	-	0	38.546	38.546	-	38.546	38.546
Semillas girasol / Sunflower seeds	0	0	-	0	45.085	45.085	-	45.085	45.085
Sorgo / Sorghum	0	0	-	0	62.249	62.249	-	62.249	62.249
Torta y harina de soja / Soya cake and flour	0	0	-	2.869	65.515	68.384	2.869	65.515	68.384
Trigo / Wheat	1.200	0	1.200	23.352	515.984	539.336	24.552	515.984	540.536
<b>TOTAL / TOTAL</b>	<b>879.899</b>	<b>34.835</b>	<b>914.734</b>	<b>436.677</b>	<b>3.409.209</b>	<b>3.845.886</b>	<b>1.316.576</b>	<b>3.444.044</b>	<b>4.760.620</b>
<b>Graneles sólidos sin instalac. especial / Dry bulks without special installation</b>									
Abonos fosfatados / Phosphate fertilizers	0	9.431	9.431	0	40.666	40.666	-	50.096	50.096
Alfalfa / Alfalfa	7.405	0	7.405	52.250	0	52.250	59.656	-	59.656
Carbonatos y percarbonatos / Carbonates and percarbonates	0	4.671	4.671	0	117.379	117.379	-	122.050	122.050
Coque de petróleo / Petroleum coke	0	5.003	5.003	25.975	101.500	127.475	25.975	106.503	132.478
Fosfatos / Phosphates	0	0	-	0	93.447	93.447	-	93.447	93.447
Maiz / Maize	1.105	0	1.105	0	431.248	431.248	1.105	431.248	432.353
Otras tortas y harinas / Other cakes and flours	0	0	-	0	492.421	492.421	-	492.421	492.421
Potasas / Potash	16.562	0	16.562	98.355	10.367	108.722	114.917	10.367	125.284
Resto cereales y harinas / Other cereals and flours	218	0	218	9.668	52.480	62.149	9.886	52.480	62.367
Resto minerales / Other minerals	0	0	-	25.201	40.314	65.515	25.201	40.314	65.515
Resto piensos y forrajes / Other animal feeds and forage	319	0	319	5.195	74.388	79.583	5.514	74.388	79.902

## 4

## ESTADÍSTICAS DE TRÁFICO / TRAFFIC STATISTIC

## 4.3. MERCANCÍAS, TONELADAS / GOODS, TONS

## 4.3.1. MOVIDAS POR MUELLES Y ATRAQUES DEL SERVICIO (CONTINUACIÓN) / HANDLED AT PORT AUTHORITY QUAYS AND BERTHS (CONTINUED)

MERCANCÍAS / GOODS	CABOTAJE / DOMESTIC			EXTERIOR / FOREIGN			TOTAL / TOTAL		
	EMBARCADAS EMBARKED	DESEMBARCADAS DISEMBARKED	TOTAL TOTAL	EMBARCADAS EMBARKED	DESEMBARCADAS DISEMBARKED	TOTAL TOTAL	EMBARCADAS EMBARKED	DESEMBARCADAS DISEMBARKED	TOTAL TOTAL
Resto productos químicos / Other chemical products	0	10.524	10.524	0	43.311	43.311	-	53.835	53.835
Sal común / Salt	0	0	-	75.651	0	75.651	75.651	-	75.651
Sorgo / Sorghum	0	0	-	0	95.098	95.098	-	95.098	95.098
Torta y harina de soja / Soya cake and flours	4.716	0	4.716	5.137	288.805	293.942	9.853	288.805	298.658
Trigo / Wheat	2.066	0	2.066	10.648	111.843	122.492	12.714	111.843	124.557
Urea / Urea	0	2.194	2.194	0	54.195	54.195	-	56.388	56.388
Otros / Others	19.224	37.233	56.457	8.281	129.956	138.237	27.505	167.188	194.694
<b>TOTAL / TOTAL</b>	<b>51.615</b>	<b>69.054</b>	<b>120.669</b>	<b>316.363</b>	<b>2.177.418</b>	<b>2.493.780</b>	<b>367.978</b>	<b>2.246.472</b>	<b>2.614.450</b>
<b>Mercancía general / General cargo</b>									
Barras y perfiles / Bars and profiles	1.635	170	1.804	22.762	1.797	24.558	24.396	1.966	26.362
Carbonatos y percarbonatos / Carbonates and percarbonates	148	3.113	3.261	13.809	36.435	50.244	13.957	39.548	53.505
Chatarras / Scrap iron	295	46.776	47.071	34.514	9.369	43.883	34.809	56.145	90.954
Conservas / Tinned food	297	7.995	8.292	18.532	9.108	27.640	18.829	17.103	35.932
Fruta fresca / Fresh fruit	0	306	306	7.926	101.329	109.255	7.926	101.635	109.561
Madera y corcho / Wood and cork	1.987	210	2.196	93.006	10.078	103.084	94.993	10.288	105.280
Maquinaria, herramientas y repuestos Machinery, tools and parts	4.424	3.166	7.590	63.647	21.626	85.273	68.071	24.792	92.862
Materiales de construcción / Building materials	2.129	16.678	18.807	112.075	17.427	129.502	114.204	34.105	148.309
Papel y cartón / Paper and cardboard	20.493	5.995	26.488	30.408	37.299	67.707	50.901	43.294	94.195
Pasta papel / Paper pulp	34	0	034	39.385	330.055	369.440	39.419	330.055	369.474
Polímeros / Polymers	1.912	871	2.783	29.341	5.653	34.994	31.253	6.524	37.777
Productos laminados planos / Flat metal sheets	0	0	-	207	208.185	208.392	207	208.185	208.392
Resto mercancías / Other goods	8.546	5.110	13.656	101.413	46.078	147.491	109.959	51.188	161.146
Resto minerales / Other minerals	4.947	17.101	22.048	18.490	19.357	37.847	23.437	36.458	59.895
Resto piensos y forrajes / Other animal feeds and forage	14.871	373	15.244	31.686	28.076	59.761	46.556	28.449	75.005
Resto productos alimenticios / Other food products	3.792	2.259	6.051	37.711	25.913	63.624	41.503	28.172	69.675
Resto productos químicos / Other chemical products	8.996	4.444	13.440	40.450	37.259	77.709	49.446	41.703	91.149
Resto productos siderúrgicos / Other iron and steel products	262	8.092	8.353	11.527	29.250	40.777	11.789	37.341	49.130
Tabaco, cacao, café y especias / Tobacco, cocoa, coffee and spices	7.959	594	8.553	26.106	27.885	53.990	34.065	28.479	62.543
Tara contenedores / Tare containers	31.487	20.652	52.138	123.066	128.333	251.398	154.552	148.984	303.537
Vehículos y motocicletas / Vehicles and motorcycles	69	226	295	53.056	57.349	110.405	53.125	57.575	110.700
Otros / Others	13.341	16.131	29.472	118.844	86.074	204.918	132.185	102.205	234.390
<b>TOTAL / TOTAL</b>	<b>127.622</b>	<b>160.261</b>	<b>287.883</b>	<b>1.027.960</b>	<b>1.273.931</b>	<b>2.301.891</b>	<b>1.155.582</b>	<b>1.434.192</b>	<b>2.589.774</b>
<b>TOTAL / TOTAL</b>	<b>1.104.266</b>	<b>376.920</b>	<b>1.481.187</b>	<b>2.129.412</b>	<b>7.777.802</b>	<b>9.907.214</b>	<b>3.233.678</b>	<b>8.154.723</b>	<b>11.388.401</b>

## 4

## ESTADÍSTICAS DE TRÁFICO / TRAFFIC STATISTIC

## 4.3.2. MOVIDAS POR MUELLES Y ATRAQUES DE PARTICULARES / HANDLED AT PRIVATE QUAYS AND BERTHS

MERCANCÍAS / GOODS	CABOTAJE / DOMESTIC			EXTERIOR / FOREIGN			TOTAL / TOTAL		
	EMBARCADAS EMBARKED	DESEMBARCADAS DISEMBARKED	TOTAL TOTAL	EMBARCADAS EMBARKED	DESEMBARCADAS DISEMBARKED	TOTAL TOTAL	EMBARCADAS EMBARKED	DESEMBARCADAS DISEMBARKED	TOTAL TOTAL
Graneles líquidos / Liquid bulks									
Asfalto, betún de petróleo y destilados / Asphalt, petroleum bitumen and distilled products	55.502	0	55.502	672.931	0	672.931	728.433	0	728.433
Biocombustibles / Biofuel	0	65.922	65.922	0	15.220	15.220	0	81.142	81.142
Butano y Propano / Butane and propane	12.700	46.786	59.486	0	558.097	558.097	12.700	604.884	617.583
Condensados crudo y gas natural / Crude oil and natural gas condensate	0	0	0	0	307.509	307.509	0	307.509	307.509
Fuel / Fuel oil	928.571	331.002	1.259.573	1.061.199	1.967.582	3.028.781	1.989.770	2.298.584	4.288.354
Gasóleo / Gas oil	147.762	0	147.762	62.534	0	62.534	210.295	0	210.295
Gasolina pirólisis / Pyrolysis petrol	0	0	0	294.405	0	294.405	294.405	0	294.405
Gasolina y keroseno / Gasoline and kerosene	187.316	25.921	213.238	63.406	25.000	88.406	250.722	50.921	301.643
Metanol, alcoholes acíclicos / Methanol, acyclic alcohol	0	2.099	2.099	0	38.253	38.253	0	40.352	40.352
Nafta / Naphtha	0	444.142	444.142	59.802	783.646	843.448	59.802	1.227.788	1.287.590
Petróleo crudo / Crude petroleum	0	370.967	370.967	0	7.205.981	7.205.981	0	7.576.948	7.576.948
Resto gases energéticos petróleo / Other energy-producing petroleum gases	0	0	0	12.594	0	12.594	12.594	0	12.594
Resto otros petrolíferos / Other petroleum products	5.582	0	5.582	115.508	277.670	393.177	121.089	277.670	398.759
Resto productos químicos / Other chemical products	7.463	0	7.463	281.409	57.818	339.227	288.871	57.818	346.690
Otros / Others	0	0	0	4.153	4.510	8.663	4.153	4.510	8.663
<b>TOTAL / TOTAL</b>	<b>1.344.896</b>	<b>1.286.840</b>	<b>2.631.735</b>	<b>2.627.940</b>	<b>11.241.287</b>	<b>13.869.227</b>	<b>3.972.836</b>	<b>12.528.126</b>	<b>16.500.962</b>



ESTADÍSTICAS DE TRÁFICO / TRAFFIC STATISTIC

4.3. MERCANCÍAS, TONELADAS / GOODS, TONS

4.3.3. EMBARCADAS Y DESEMBARCADAS EN EL AÑO / LOADED AND UNLOADED DURING THE YEAR

MERCANCÍAS / GOODS	CABOTAJE / DOMESTIC			EXTERIOR / FOREIGN			TOTAL / TOTAL		
	EMBARCADAS EMBARKED	DESEMBARCADAS DISEMBARKED	TOTAL TOTAL	EMBARCADAS EMBARKED	DESEMBARCADAS DISEMBARKED	TOTAL TOTAL	EMBARCADAS EMBARKED	DESEMBARCADAS DISEMBARKED	TOTAL TOTAL
<b>Graneles líquidos / Liquid bulks</b>									
Acético y ácidos monocarboxílicos / Acetic and monocarboxylic acids	8.929	1.200	10.129	92.231	191.453	283.684	101.160	192.652	293.813
Anilina y compuestos función amina / Aniline and amine function compounds	0	0	0	0	101.580	101.580	0	101.580	101.580
Asfalto, betún de petróleo y destilados / Asphalt, petroleum bitumen and distilled products	55.502	0	55.502	672.931	0	672.931	728.433	0	728.433
Biocombustibles / Biofuel	0	65.922	65.922	0	15.220	15.220	0	81.142	81.142
Butano y Propano / Butane and propane	12.700	46.786	59.486	0	558.097	558.097	12.700	604.884	617.583
Condensados crudo y gas natural / Crude oil and natural gas condensate	0	0	0	0	307.509	307.509	0	307.509	307.509
Fuel / Fuel oil	928.571	331.002	1.259.573	1.061.199	1.967.582	3.028.781	1.989.770	2.298.584	4.288.354
Gasóleo / Gas oil	147.967	42.697	190.663	62.534	0	62.534	210.500	42.697	253.197
Gasolina pirólisis / Pyrolysis petrol	0	0	0	294.405	0	294.405	294.405	0	294.405
Gasolina y keroseno / Gasoline and kerosene	187.316	25.921	213.238	63.406	85.697	149.103	250.722	111.618	362.340
Metanol, alcoholes acíclicos / Methanol, acyclic alcohol	0	55.011	55.011	314	110.864	111.179	314	165.875	166.190
Nafta / Naphtha	0	444.142	444.142	59.802	783.646	843.448	59.802	1.227.788	1.287.590
Petróleo crudo / Crude petroleum	0	370.967	370.967	0	7.205.981	7.205.981	0	7.576.948	7.576.948
Resto otros petrolíferos / Other petroleum products	5.582	0	5.582	287.327	513.082	800.409	292.909	513.082	805.991
Resto productos químicos / Other chemical products	7.656	395	8.050	331.936	171.536	503.472	339.591	171.931	511.522
Sosa cáustica / Caustic soda	35.803	0	35.803	30.896	8.194	39.089	66.699	8.194	74.892
Otros / Others	0	15.566	15.566	19.371	138.090	157.461	19.371	153.656	173.027
<b>TOTAL / TOTAL</b>	<b>1.390.026</b>	<b>1.399.610</b>	<b>2.789.635</b>	<b>2.976.352</b>	<b>12.158.531</b>	<b>15.134.883</b>	<b>4.366.377</b>	<b>13.558.141</b>	<b>17.924.518</b>
<b>Graneles sólidos por instalac. especial / Dry bulks by special installation</b>									
Carbón mineral / Mineral coal	858.202	0	858.202	362.775	1.591.042	1.953.817	1.220.977	1.591.042	2.812.019
Coque de petróleo / Petroleum coke	0	32.720	32.720	40.938	147.213	188.151	40.938	179.933	220.871
Derivados del maíz / Maize derivatives	0	0	0	0	10.645	10.645	0	10.645	10.645
Guisantes / Peas	5.775	0	5.775	3.058	0	3.058	8.833	0	8.833
Maiz / Maize	6.668	0	6.668	0	697.629	697.629	6.668	697.629	704.297
Otras tortas y harinas / Other cakes and flours	0	0	0	0	84.486	84.486	0	84.486	84.486
Resto cereales y harinas / Other cereals and flours	8.054	0	8.054	3.685	150.814	154.499	11.739	150.814	162.553
Resto minerales / Other minerals	0	2.115	2.115	0	0	0	0	2.115	2.115
Resto piensos y forrajes / Other animal feeds and forage	0	0	0	0	38.546	38.546	0	38.546	38.546
Semillas girasol / Sunflower seeds	0	0	0	0	45.085	45.085	0	45.085	45.085
Sorgo / Sorghum	0	0	0	0	62.249	62.249	0	62.249	62.249
Torta y harina de soja / Soya cake and flours	0	0	0	2.869	65.515	68.384	2.869	65.515	68.384
Trigo / Wheat	1.200	0	1.200	23.352	515.984	539.336	24.552	515.984	540.536
<b>TOTAL / TOTAL</b>	<b>879.899</b>	<b>34.835</b>	<b>914.734</b>	<b>436.677</b>	<b>3.409.209</b>	<b>3.845.886</b>	<b>1.316.576</b>	<b>3.444.044</b>	<b>4.760.620</b>
<b>Graneles sólidos sin instalac. especial / Dry bulks without special installation</b>									
Abonos fosfatados / Phosphate fertilizers	0	9.431	9.431	0	40.666	40.666	0	50.096	50.096
Alfalfa / Alfalfa	7.405	0	7.405	52.250	0	52.250	59.656	0	59.656
Carbonatos y percarbonatos / Carbonates and percarbonates	0	4.671	4.671	0	117.379	117.379	0	122.050	122.050
Coque de petróleo / Petroleum coke	0	5.003	5.003	25.975	101.500	127.475	25.975	106.503	132.478
Fosfatos / Phosphates	0	0	0	0	93.447	93.447	0	93.447	93.447
Maiz / Maize	1.105	0	1.105	0	431.248	431.248	1.105	431.248	432.353
Otras tortas y harinas / Other cakes and flours	0	0	0	0	492.421	492.421	0	492.421	492.421
Potasas / Potash	16.562	0	16.562	98.355	10.367	108.722	114.917	10.367	125.284
Resto cereales y harinas / Other cereals and flours	218	0	218	9.668	52.480	62.149	9.886	52.480	62.367
Resto minerales / Other minerals	0	0	0	25.201	40.314	65.515	25.201	40.314	65.515
Resto piensos y forrajes / Other animal feeds and forage	319	0	319	5.195	74.388	79.583	5.514	74.388	79.902



ESTADÍSTICAS DE TRÁFICO / TRAFFIC STATISTIC

4.3. MERCANCÍAS, TONELADAS / GOODS, TONS

4.3.3. EMBARCADAS Y DESEMBARCADAS EN EL AÑO (CONTINUACIÓN) / LOADED AND UNLOADED DURING THE YEAR (CONTINUED)

MERCANCÍAS / GOODS	CABOTAJE / DOMESTIC			EXTERIOR / FOREIGN			TOTAL / TOTAL		
	EMBARCADAS EMBARKE	DESEMBARCADAS DISEMBARKE	TOTAL TOTAL	EMBARCADAS EMBARKE	DESEMBARCADAS DISEMBARKE	TOTAL TOTAL	EMBARCADAS EMBARKE	DESEMBARCADAS DISEMBARKE	TOTAL TOTAL
Resto productos químicos / Other chemical products	0	10.524	10.524	0	43.311	43.311	0	53.835	53.835
Sal común / Salt	0	0	0	75.651	0	75.651	75.651	0	75.651
Sorgo / Sorghum	0	0	0	0	95.098	95.098	0	95.098	95.098
Torta y harina de soja / Soya cake and flours	4.716	0	4.716	5.137	288.805	293.942	9.853	288.805	298.658
Trigo / Wheat	2.066	0	2.066	10.648	111.843	122.492	12.714	111.843	124.557
Urea / Urea	0	2.194	2.194	0	54.195	54.195	0	56.388	56.388
Otros / Others	19.224	37.233	56.457	8.281	129.956	138.237	27.505	167.188	194.694
<b>TOTAL / TOTAL</b>	<b>51.615</b>	<b>69.054</b>	<b>120.669</b>	<b>316.363</b>	<b>2.177.418</b>	<b>2.493.780</b>	<b>367.978</b>	<b>2.246.472</b>	<b>2.614.450</b>
<b>Mercancía general / General cargo</b>									
Barras y perfiles / Bars and profiles	1.635	170	1.804	22.762	1.797	24.558	24.396	1.966	26.362
Carbonatos y percarbonatos / Carbonates and percarbonates	148	3.113	3.261	13.809	36.435	50.244	13.957	39.548	53.505
Chatarras / Scrap iron	295	46.776	47.071	34.514	9.369	43.883	34.809	56.145	90.954
Conservas / Tinned food	297	7.995	8.292	18.532	9.108	27.640	18.829	17.103	35.932
Fruta fresca / Fresh fruit	0	306	306	7.926	101.329	109.255	7.926	101.635	109.561
Madera y corcho / Wood and cork	1.987	210	2.196	93.006	10.078	103.084	94.993	10.288	105.280
Maquinaria, herramientas y repuestos / Machinery, tools and parts	4.424	3.166	7.590	63.647	21.626	85.273	68.071	24.792	92.862
Materiales de construcción / Building materials	2.129	16.678	18.807	112.075	17.427	129.502	114.204	34.105	148.309
Papel y cartón / Paper and cardboard	20.493	5.995	26.488	30.408	37.299	67.707	50.901	43.294	94.195
Pasta papel / Paper pulp	34	0	34	39.385	330.055	369.440	39.419	330.055	369.474
Polímeros / Polymers	1.912	871	2.783	29.341	5.653	34.994	31.253	6.524	37.777
Productos laminados planos / Flat metal sheets	0	0	0	207	208.185	208.392	207	208.185	208.392
Resto mercancías / Other goods	8.546	5.110	13.656	101.413	46.078	147.491	109.959	51.188	161.146
Resto minerales / Other minerals	4.947	17.101	22.048	18.490	19.357	37.847	23.437	36.458	59.895
Resto piensos y forrajes / Other animal feeds and forage	14.871	373	15.244	31.686	28.076	59.761	46.556	28.449	75.005
Resto productos alimenticios / Other food products	3.792	2.259	6.051	37.711	25.913	63.624	41.503	28.172	69.675
Resto productos químicos / Other chemical products	8.996	4.444	13.440	40.450	37.259	77.709	49.446	41.703	91.149
Resto productos siderúrgicos / Other iron and steel products	262	8.092	8.353	11.527	29.250	40.777	11.789	37.341	49.130
Tabaco, cacao, café y especias / Tobacco, cocoa, coffee and spices	7.959	594	8.553	26.106	27.885	53.990	34.065	28.479	62.543
Tara contenedores / Tare containers	31.487	20.652	52.138	123.066	128.333	251.398	154.552	148.984	303.537
Vehículos y motocicletas / Vehicles and motorcycles	69	226	295	53.056	57.349	110.405	53.125	57.575	110.700
Otros / Others	13.341	16.131	29.472	118.844	86.074	204.918	132.185	102.205	234.390
<b>TOTAL / TOTAL</b>	<b>127.622</b>	<b>160.261</b>	<b>287.883</b>	<b>1.027.960</b>	<b>1.273.931</b>	<b>2.301.891</b>	<b>1.155.582</b>	<b>1.434.192</b>	<b>2.589.774</b>
<b>TOTAL / TOTAL</b>	<b>2.449.162</b>	<b>1.663.760</b>	<b>4.112.922</b>	<b>4.757.352</b>	<b>19.019.089</b>	<b>23.776.441</b>	<b>7.206.514</b>	<b>20.682.849</b>	<b>27.889.362</b>



4

ESTADÍSTICAS DE TRÁFICO / TRAFFIC STATISTIC

4.3.4. TOTAL MERCANCÍAS POR PAÍSES DE ORIGEN Y DESTINO / TOTAL GOODS BY NATIONALITY OF PORTS OF ORIGIN AND DESTINATION

Naciones / Countries	Cargadas Loaded Tm. / Tons	Descargadas Unloaded Tm. / Tons	Total Total Tm. / Tons	Naciones / Countries	Cargadas Loaded Tm. / Tons	Descargadas Unloaded Tm. / Tons	Total Total Tm. / Tons
ESPAÑA / SPAIN	2.449.162	1.663.760	4.112.922	HOLANDA (PAISES BAJOS) / HOLLAND (THE NETHERLANDS)	602.072	195.897	797.969
AFRICA DEL SUR / SOUTH AFRICA	507	1.098.990	1.099.496	HONDURAS	233	184	418
ALBANIA	16.663	315.838	332.501	HONG KONG	150	0	150
ALEMANIA / GERMANY	70.312	99.661	169.973	INDIA	3.320	124.621	127.940
ANGOLA	29.965	516.010	545.976	INDONESIA	0	46.235	46.235
ANTIGUA & BARBUDA	0	1	1	IRLANDA / IRELAND	21.364	0	21.364
ANTILLAS HOLANDESES / DUTCH ANTILLES	0	75.357	75.357	IS. MAURICIO / MAURITIUS	0	17.003	17.003
ARABIA SAUDITA / SAUDI ARABIA	298	55.223	55.520	ISLAS CAYMAN / CAYMAN ISLANDS	1.090	0	1.090
ARGELIA / ALGERIA	378.772	2.558.126	2.936.898	ISRAEL	73.430	91.508	164.938
ARGENTINA	3.247	388.189	391.436	ITALIA / ITALY	660.136	378.356	1.038.492
ARUBA	1.212	0	1.212	JAMAICA	13.954	16.952	30.907
AUSTRALIA	3.082	0	3.082	JAPON / JAPAN	0	188	188
BAHAMAS	5	0	5	JORDANIA / JORDAN	4.100	2.875	6.975
BANGLADESH	0	17	17	KENYA	12	0	12
BARBADOS	1.249	305	1.554	LETONIA / LATVIA	0	6.984	6.984
BELGICA / BELGIUM	101.898	275.418	377.316	LIBANO / LEBANON	19.145	0	19.145
BELIZE	220	126	346	LIBERIA	0	0	0
BENIN	40	0	40	LIBIA / LIBYA	11.564	1.278.256	1.289.820
BERMUDAS	86	0	86	MALASIA / MALAYSIA	26.399	73.130	99.529
BRASIL / BRAZIL	251	729.575	729.826	MALTA	2.782	205.459	208.241
BULGARIA	603	483.996	484.598	MARRUECOS			
CAMBOIA (KAMPUCHEA) / CAMBODIA	0	253	253	MOROCCO	322.244	141.689	463.933
CAMERUN / CAMEROON	1.863	0	1.863	MAURITANIA	666	0	666
CANADA	91.224	76.010	167.234	MEJICO / MEXICO	34.705	289.893	324.597
CHILE	774	0	774	MOZAMBIQUE	189	0	189
CHINA	22.732	58.271	81.003	NIGERIA	102.911	296.454	399.365
CHIPRE / CYPRUS	6.711	983	7.694	NORUEGA / NORWAY	0	22.294	22.294
COLOMBIA	6.035	514.529	520.564	NUEVA ZELANDA / NEW ZEALAND	1.750	38.005	39.755
COREA DEL SUR / SOUTH KOREA	9.220	27.433	36.653	PAKISTAN	0	28.666	28.666
COSTA DE MARFIL / IVORY COAST	6.032	11.088	17.120	PANAMA	3.866	98	3.965
COSTA RICA	20.745	52.462	73.207	PERU	172	0	172
CROACIA / CROATIA	0	23.449	23.449	POLONIA / POLAND	0	99.539	99.539
CUBA	0	5.250	5.250	PORTUGAL	118.095	179.644	297.739
CURAÇAO	1.308	393	1.702	PUERTO RICO	11.949	1.256	13.205
DINAMARCA / DENMARK	4.909	0	4.909	REINO UNIDO / UNITED KINGDOM	85.245	420.187	505.432
DJIBOUTI (YIBUTI)	1.122	0	1.122	REPUBLICA DOMINICANA / DOMINICAN REPUBLIC	32.159	20.291	52.449
ECUADOR	30	0	30	RUMANIA	3.537	310.179	313.716
EGIPTO / EGYPT	51.923	436.204	488.127	RUSIA / RUSSIA	7.794	2.568.088	2.575.882
EMIRATOS ARABES UNIDOS / UAE	199	26.435	26.634	SANTA LUCIA / SAINT LUCIA	5	0	5
ESLOVENIA / SLOVENIA	0	9.216	9.216	SENEGAL	525	8	533
ESTADOS UNIDOS DE AMERICA / USA	220.162	788.030	1.008.192	SINGAPUR / SINGAPORE	416	9.496	9.912
ESTONIA	0	360.880	360.880	SINT MAARTEN	59	0	59
FINLANDIA / FINLAND	0	109.659	109.659	SRI LANKA	39	0	39
FRANCIA / FRANCE	87.917	260.826	348.744	SUECIA / SWEDEN	501	34.933	35.435
GABON	13	26.000	26.013	SURINAME	8.034	8.373	16.407
GEORGIA	3.030	33.334	36.364	TAIWAN	60	59.331	59.391
GHANA	59.250	30.150	89.400	TANZANIA	7.058	0	7.058
GIBRALTAR	748.721	0	748.721	THAILANDIA / THAILAND	157	48	204
GRECIA / GREECE	51.877	93.848	145.726	TOGO	227.798	0	227.798
GUATEMALA	10.006	561	10.567	TRINIDAD & TOBAGO	134	9.929	10.062
GUINEA	719	0	719	TUNEZ / TUNISIA	68.205	50.133	118.337
GUINEA ECUATORIAL / ECUATORIAL GUINEA	12.663	177.885	190.548	TURQUIA / TURKEY	185.952	370.780	556.732
GUYANA	1.013	5.583	6.596	UCRANIA / UKRAINE	10.845	1.593.892	1.604.737
HAITI	7.471	544	8.015	URUGUAY	0	45.214	45.214
				VENEZUELA	46.458	256.827	303.285
				VIETNAM	0	81	81

# 4

## ESTADÍSTICAS DE TRÁFICO / TRAFFIC STATISTIC

### 4.3.5. MERCANCÍAS TRANSBORDADAS / GOODS TRANSHIPPED

#### 4.3.5.1. CLASIFICACIÓN DE MERCANCÍAS Y CLASE DE NAVEGACIÓN / CLASSIFICATION BY GOODS AND TYPES OF NAVIGATION

Sin movimiento / No operation

### 4.3.6. TRÁFICO ROLL-ON / ROLL-OFF / ROLL-ON / ROLL-OFF TRAFFIC

#### 4.3.6.1. RESUMEN DEL TRÁFICO ROLL-ON / ROLL-OFF / SUMMARY OF THE TRAFFIC ROLL-ON / ROLL-OFF

	CABOTAJE DOMESTIC	EXTERIOR FOREIGN	TOTAL TOTAL
<b>Mercancías embarcadas / Loaded goods</b>			
En contenedores / Containerised	28	14.561	14.589
En otros medios / By other means	0	72.923	72.923
<b>TOTAL</b>	<b>28</b>	<b>87.484</b>	<b>87.512</b>
<b>Mercancías desembarcadas / Unloaded goods</b>			
En contenedores / Containerised	0	1.328	1.328
En otros medios / By other means	0	49.715	49.715
<b>TOTAL</b>	<b>0</b>	<b>51.043</b>	<b>51.043</b>
<b>Mercancías embarcadas más desembarcadas / Loaded and unloaded goods</b>			
En contenedores / Containerised	28	15.889	15.917
En otros medios / By other means	0	122.638	122.638
<b>TOTAL</b>	<b>28</b>	<b>138.527</b>	<b>138.555</b>

#### 4.3.6.2. UNIDADES DE TRANSPORTE INTERMODAL (UTI) ROLL-ON / ROLL-OFF / UNITS OF INTERMODAL TRANSPORT ROLL-ON / ROLL-OFF

MERCANCÍAS / GOODS	CABOTAJE / DOMESTIC			EXTERIOR / FOREIGN			TOTAL / TOTAL		
	EMBARCADAS EMBARKE	DESEMBARCADAS DISEMBARKE	TOTAL TOTAL	EMBARCADAS EMBARKE	DESEMBARCADAS DISEMBARKE	TOTAL TOTAL	EMBARCADAS EMBARKE	DESEMBARCADAS DISEMBARKE	TOTAL TOTAL
Camión articulado / Articulated truck	0	0	0	85	0	85	85	0	85
Camión rígido / Rigid truck	0	0	0	562	503	1065	562	503	1065
Cabeza tractora / Tractor unit	0	0	0	289	173	462	289	173	462
Furgón / Van	0	0	0	25	117	142	25	117	142
Remolques, semirremolques y plataformas (aptos para el transporte terrestre) / Trailers, semi-trailers and platforms (suitable for overland transport)	0	0	0	1036	609	1645	1036	609	1645
Roll trailer y otros equipos (no aptos para el transporte terrestre) / Roll trailer and other equipment (not suitable for overland transport)	0	0	0	0	0	0	0	0	0
Tren de carretera / Road train	0	0	0	25	5	30	25	5	30
<b>TOTAL</b>	<b>0</b>	<b>0</b>	<b>0</b>	<b>2022</b>	<b>1407</b>	<b>3429</b>	<b>2022</b>	<b>1407</b>	<b>3429</b>



## ESTADÍSTICAS DE TRÁFICO / TRAFFIC STATISTIC

## 4.3.6.3. UNIDADES DE VEHÍCULOS EN RÉGIMEN DE MERCANCÍAS / UNITS OF VEHICLES CONSIDERED LIKE GOOD

MERCANCÍAS / GOODS	CABOTAJE / DOMESTIC			EXTERIOR / FOREIGN			TOTAL / TOTAL		
	EMBARCADAS EMBARKED	DESEMBARCADAS DISEMBARKED	TOTAL TOTAL	EMBARCADAS EMBARKED	DESEMBARCADAS DISEMBARKED	TOTAL TOTAL	EMBARCADAS EMBARKED	DESEMBARCADAS DISEMBARKED	TOTAL TOTAL
Autobuses / Buses	0	0	0	11	4	15	11	4	15
Turismos / Cars	19	67	86	34.151	27.298	61.449	34.170	27.365	61.535
Camiones / Trucks	0	56	56	746	562	1.308	746	618	1.364
Vehículos especiales / Special vehicles	0	0	0	403	120	523	403	120	523
Motocicletas / Motorcycles	0	0	0			0	0	0	0
<b>TOTAL</b>	<b>19</b>	<b>123</b>	<b>142</b>	<b>35.311</b>	<b>27.984</b>	<b>63.295</b>	<b>35.330</b>	<b>28.107</b>	<b>63.437</b>

## 4.3.7. CLASIFICACIÓN DE MERCANCÍAS / CLASSIFICATION OF GOODS

## 4.3.7.1. CLASIFICACIÓN DE MERCANCÍAS Y CLASE DE NAVEGACIÓN / CLASSIFICATION BY GOODS AND TYPES OF NAVIGATION

MERCANCÍAS / GOODS	CABOTAJE / DOMESTIC			EXTERIOR / FOREIGN			TOTAL / TOTAL		
	EMBARCADAS EMBARKED	DESEMBARCADAS DISEMBARKED	TOTAL TOTAL	EMBARCADAS EMBARKED	DESEMBARCADAS DISEMBARKED	TOTAL TOTAL	EMBARCADAS EMBARKED	DESEMBARCADAS DISEMBARKED	TOTAL TOTAL
<b>1. ENERGÉTICO / ENERGY-PRODUCING</b>									
1 Petróleo crudo / Crude oil	0	370.967	370.967	211	7.206.348	7.206.560	211	7.577.315	7.577.526
2 Fuel oil / Fuel oil	929.497	331.017	1.260.514	1.063.358	1.967.808	3.031.166	1.992.855	2.298.825	4.291.680
3 Gasoil / Diesel	147.967	42.697	190.663	62.534		62.534	210.500	42.697	253.197
4 Gasolina / Petrol	187.316	25.921	213.238	63.471	85.697	149.168	250.788	111.618	362.406
6 Otros productos petrolíferos / Other petroleum products	63.219	444.223	507.442	1.020.725	1.605.854	2.626.579	1.083.944	2.050.077	3.134.021
7 Gases energéticos de petróleo / Energy-producing petroleum gases	12.708	46.786	59.494	12.635	558.145	570.781	25.343	604.932	630.275
12 Carbón y coque de petróleo / Coal and petroleum coke	858.499	37.743	896.241	434.935	1.855.971	2.290.906	1.293.434	1.893.713	3.187.147
35 Gas natural / Natural gas	0	0	0	0	0	0	0	0	0
51 Biocombustibles / Biofuels	884	66.346	67.230	2.957	36.835	39.792	3.841	103.181	107.022
<b>2. SIDEROMETALÚRGICO / IRON AND STEEL</b>									
8 Mineral de hierro / Iron ore	0	24.721	24.721	203	228	430	203	24.948	25.151
10 Otros minerales y residuos metálicos / Other minerals and metal residues	918	15	933	5.853	37.905	43.757	6.771	37.920	44.690
11 Chatarra de hierro / Scrap iron	295	46.776	47.071	34.514	9.369	43.883	34.809	56.145	90.954
13 Productos siderúrgicos / Iron and steel products	1.888	8.261	10.149	39.163	239.041	278.204	41.051	247.302	288.352
36 Otros productos metalúrgicos / Other metallurgical products	206	66	271	3.322	5.183	8.505	3.528	5.248	8.776
<b>3. MINERALES NO METÁLICOS / NON-METALLIC MINERALS</b>									
25 Sal común / Salt	277	46	323	85.893	9.153	95.046	86.170	9.199	95.369
52 Otros minerales no metálicos / Other non-metallic minerals	3.546	14.508	18.054	29.746	57.317	87.063	33.293	71.824	105.117
<b>4. ABONOS / FERTILIZERS</b>									
14 Fosfatos / Phosphates	20	0	20	24	93.447	93.471	44	93.447	93.491
15 Potasas / Potashes	16.634	0	16.634	98.379	10.439	108.818	115.013	10.439	125.452
16 Abonos naturales y artificiales / Natural and man-made fertilizers	1.933	14.941	16.874	2.700	171.958	174.658	4.632	186.899	191.532
<b>5. PRODUCTOS QUÍMICOS / CHEMICAL PRODUCTS</b>									
17 Productos químicos / Chemical products	63.161	95.385	158.546	849.673	888.338	1.738.010	912.833	983.723	1.896.556

4

ESTADÍSTICAS DE TRÁFICO / TRAFFIC STATISTIC

4.3.7.1. CLASIFICACIÓN DE MERCANCÍAS Y CLASE DE NAVEGACIÓN (CONTINUACIÓN) / CLASSIFICATION BY GOODS AND TYPES OF NAVIGATION (CONTINUED)

MERCANCÍAS / GOODS	CABOTAJE / DOMESTIC			EXTERIOR / FOREIGN			TOTAL / TOTAL		
	EMBARCADAS EMBARKED	DESEMBARCADAS DISEMBARKED	TOTAL TOTAL	EMBARCADAS EMBARKED	DESEMBARCADAS DISEMBARKED	TOTAL TOTAL	EMBARCADAS EMBARKED	DESEMBARCADAS DISEMBARKED	TOTAL TOTAL
<b>6. MATERIALES DE CONSTRUCCIÓN / BUILDING MATERIAL</b>									
5 Asfalto / Asphalt	0	0	0	904	48	951	904	48	951
18 Cemento y clínker / Cement and clinker	0	0	0	5.790	648	6.438	5.790	648	6.438
20 Materiales de construcción elaborados / Manufactured building materials	21.603	21.371	42.974	120.315	18.886	139.200	141.918	40.257	182.175
<b>7. AGROGANADERO Y ALIMENTARIO / AGRICULTURE, STOCKBREEDING AND FOOD</b>									
21 Cereales y sus harinas / Cereals and cereal flours	19.747	348	20.094	52.997	2.121.183	2.174.180	72.743	2.121.531	2.194.274
22 Habas de soja / Soya beans	163		163		203	203	163	203	366
23 Frutas, hortalizas, legumbres,... / Fruit, vegetables, legumes, etc.	7.182	2.886	10.068	17.570	120.891	138.461	24.752	123.777	148.529
24 Vinos, bebidas, alcoholes y derivados / Wine, drinks, alcohols and derivatives	3.202	2.829	6.031	30.816	3.948	34.764	34.018	6.777	40.796
27 Conservas / Tinned food	297	7.995	8.292	18.532	9.108	27.640	18.829	17.103	35.932
28 Tabaco, cacao, café, especias,... / Tobacco, coffee, cocoa, spices, etc.	7.959	594	8.553	26.106	27.885	53.990	34.065	28.479	62.543
29 Aceites y grasas / Oils and saturated fats	70	2.442	2.512	17.044	1.911	18.955	17.114	4.352	21.467
30 Otros productos alimenticios / Other foods	3.369	2.007	5.376	37.624	71.268	108.892	40.993	73.275	114.267
33 Pescados congelados y refrigerados / Frozen and refrigerated fish	415	797	1.211	865	2.546	3.411	1.280	3.342	4.622
37 Pienso y forrajes / Fodder	27.380	350	27.730	94.488	1.154.347	1.248.835	121.868	1.154.698	1.276.565
<b>8. OTRAS MERCANCÍAS / OTHER GOODS</b>									
19 Maderas y corcho / Wood and cork	1.987	210	2.196	93.006	10.078	103.084	94.993	10.288	105.280
26 Papel y pasta / Paper and wood pulp	22.153	7.227	29.380	73.757	377.278	451.034	95.910	384.504	480.414
31 Maquin. herram. Repuestos / Machinery, tools, spare parts, etc.	4.424	3.166	7.590	59.933	21.520	81.454	64.357	24.686	89.043
34 Resto de mercancías / Other goods	8.604	20.130	28.734	101.433	46.079	147.512	110.037	66.208	176.246
<b>9. VEHÍCULOS Y ELEMENTOS DE TRANSPORTE / VEHICLES AND TRANSPORT ELEMENTS</b>									
32 Automóviles y sus piezas / Automobiles and parts	154	338	492	64.588	59.192	123.780	64.742	59.531	124.272
38 Tara equipamiento (Ro-Ro) / Tare equipment (Ro-ro)				8.223	4.704	12.928	8.223	4.704	12.928
39 Tara contenedores / Tare containers	31.487	20.652	52.138	123.066	128.333	251.398	154.552	148.984	303.537

4.3.7.2.A CLASIFICACIÓN SEGÚN SU NATURALEZA Y PRESENTACIÓN / CLASSIFICATION BY NATURE AND PACKAGING

Mercancías / Goods	GRANELES LÍQUIDOS LIQUID BULKS			GRANELES SÓLIDOS DRY BULKS			MERCANCÍA GENERAL EN CONTENEDORES GENERAL CARGO IN CONTAINERS		
	Cargadas Loaded	Descargadas Unloaded	Total Total	Cargadas Loaded	Descargadas Unloaded	Total Total	Cargadas Loaded	Descargadas Unloaded	Total Total
<b>1. ENERGÉTICO / ENERGY PRODUCING</b>									
1 Petróleo crudo / Crude oil	0	7.576.948	7.576.948	0	0	0	211	367	578
2 Fuel oil / Fuel oil	1.989.770	2.298.584	4.288.354	0	0	0	1.755	241	1.996
3 Gasoil / Gasoil	210.500	42.697	253.197	0	0	0	0	0	0
4 Gasolina / Petrol	250.722	111.618	362.340	0	0	0	65	0	65
6 Otros productos petrolíferos / Other oil products	1.081.144	2.048.379	3.129.523	0	0	0	2.538	1.476	4.014
7 Gases energéticos de petróleo / Energy-producing petroleum gases	25.294	604.884	630.177	0	0	0	50	48	98
12 Carbón y coque de petróleo / Coal and petroleum coke	0	0	0	1.287.890	1.889.803	3.177.693	5.544	3.911	9.455
35 Gas natural / Natural gas	0	0	0	0	0	0	0	0	0
51 Biocombustibles / Biofuels	1.609	102.480	104.089	0	0	0	1.640	575	2.216

4

ESTADÍSTICAS DE TRÁFICO / TRAFFIC STATISTIC

4.3.7.2.A CLASIFICACIÓN SEGÚN SU NATURALEZA Y PRESENTACIÓN (CONTINUACIÓN) / CLASSIFICATION BY NATURE AND PACKAGING (CONTINUED)

Mercancías / Goods	GRANELES LÍQUIDOS LIQUID BULKS			GRANELES SÓLIDOS DRY BULKS			MERCANCÍA GENERAL EN CONTENEDORES GENERAL CARGO IN CONTAINERS			
	Cargadas Loaded	Descargadas Unloaded	Total Total	Cargadas Loaded	Descargadas Unloaded	Total Total	Cargadas Loaded	Descargadas Unloaded	Total Total	
<b>2. SIDEROMETALÚRGICO / IRON AND STEEL</b>										
8 Mineral de hierro / Iron ore	0	0	0	0	18.919	18.919	203	228	430	
10 Otros minerales y residuos metálicos / Other minerals and metal residues	0	0	0	0	36.334	36.334	6.703	1.586	8.289	
11 Chatarra de hierro / Scrap iron	0	0	0	0	0	0	494	1.028	1.522	
13 Productos siderúrgicos / Iron and steel products	0	0	0	3.208	0	3.208	11.643	35.571	47.214	
36 Otros productos metalúrgicos Other metallurgical products	0	0	0	0	0	0	3.504	4.750	8.254	
<b>3. MINERALES NO METÁLICOS / NON-METALLIC MINERALS</b>										
25 Sal común / Salt	0	0	0	75.651	0	75.651	10.471	9.199	19.670	
52 Otros minerales no metálicos / Other non-metallic minerals	0	0	0	25.201	42.429	67.630	8.027	13.958	21.985	
<b>4. ABONOS / FERTILIZERS</b>										
14 Fosfatos / Phosphates	0	0	0	0	93.447	93.447	20	0	20	
15 Potasas / Potashes	0	0	0	114.917	10.367	125.284	96	72	168	
16 Abonos naturales y artificiales / Natural and man-made fertilizers	0	25.860	25.860	0	157.545	157.545	4.612	3.400	8.012	
<b>5. PRODUCTOS QUÍMICOS / CHEMICAL PRODUCTS</b>										
17 Productos químicos / Chemical products	807.338	714.787	1.522.125	0	175.885	175.885	98.004	68.310	166.314	
<b>6. MATERIALES DE CONSTRUCCIÓN / BUILDING MATERIALS</b>										
5 Asfalto / Asphalt	0	0	0	0	0	0	904	48	951	
18 Cemento y clínker / Cement and clinker	0	0	0	5.073	0	5.073	717	648	1.365	
20 Materiales de construcción elaborados / Manufactured building materials	0	0	0	18.909	0	18.909	118.764	39.522	158.286	
<b>7. AGROGANADERO Y ALIMENTARIO / AGRICULTURE, STOCKBREEDING AND FOOD</b>										
21 Cereales y sus harinas / Cereals and cereal flours	0	0	0	66.665	2.117.346	2.184.011	4.780	4.185	8.965	
22 Habas de soja / Soya beans	0	0	0	0	0	0	163	203	366	
23 Frutas, hortalizas, legumbres,... / Fruit, vegetables, legumes, etc.	0	0	0	9.148	1.482	10.630	15.279	52.261	67.540	
24 Vinos, bebidas, alcoholes y derivados / Wine, drinks, alcohols and derivatives	0	0	0	0	0	0	33.846	6.512	40.358	
27 Conservas / Tinned food	0	0	0	0	0	0	18.720	17.075	35.795	
28 Tabaco, cacao, café, especias,... / Tobacco, coffee, cocoa, spices, etc.	0	0	0	0	0	0	34.040	28.379	62.419	
29 Aceites y grasas / Oils and saturated fats	0	0	0	0	0	0	15.079	4.275	19.354	
30 Otros productos alimenticios / Other foods	0	31.903	31.903	0	0	0	40.856	41.247	82.103	
33 Pescados congelados y refrigerados / Frozen and refrigerated fish	0	0	0	0	0	0	1.241	3.342	4.583	
37 Pienso y forrajes / Fodder	0	0	0	77.892	1.131.939	1.209.831	42.768	22.662	65.430	
<b>8. OTRAS MERCANCÍAS / OTHER GOODS</b>										
19 Maderas y corcho / Wood and cork	0	0	0	0	0	0	10.456	10.263	20.719	
26 Papel y pasta / Paper and wood pulp	0	0	0	0	0	0	70.560	82.332	152.892	
31 Maquin. herram. Repuestos / Machinery, tools, spare parts, etc.	0	0	0	0	0	0	35.070	21.271	56.340	
34 Resto de mercancías / Other goods	0	0	0	0	15.020	15.020	91.431	50.879	142.309	
<b>9. VEHÍCULOS Y ELEMENTOS DE TRANSPORTE / VEHICLES AND TRANSPORT ELEMENTS</b>										
32 Automóviles y sus piezas / Automobiles and parts	0	0	0	0	0	0	19.016	26.323	45.338	
38 Tara equipamiento (Ro-Ro) / Tare equipment (Ro-ro)	0	0	0	0	0	0	0	0	0	
39 Tara contenedores / Tare containers	0	0	0	0	0	0	154.552	148.984	303.537	



## ESTADÍSTICAS DE TRÁFICO / TRAFFIC STATISTIC

## 4.3.7.2.B CLASIFICACIÓN SEGÚN SU NATURALEZA Y PRESENTACIÓN / CLASSIFICATION BY NATURE AND PACKAGING

Mercancías / Goods	MERCANCÍA GENERAL CONVENCIONAL			TOTAL MERCANCÍA GENERAL OTHER GENERAL CARGO			TOTAL TOTAL GENERAL CARGO		
	Cargadas Loaded	Descargadas Unloaded	Total Total	Cargadas Loaded	Descargadas Unloaded	Total Total	Cargadas Loaded	Descargadas Unloaded	Total Total
<b>1. ENERGÉTICO / ENERGY-PRODUCING</b>									
1 Petróleo crudo / Crude oil	0	0	0	211	367	578	211	7.577.315	7.577.526
2 Fuel oil / Fuel oil	1330	0	1330	3.085	241	3.326	1.992.855	2.298.825	4.291.680
3 Gasoil / Diesel	0	0	0	0	0	0	210.500	42.697	253.197
4 Gasolina / Petrol	0	0	0	65	0	65	250.788	111.618	362.406
6 Otros productos petrolíferos / Other oil products	262	222	484	2.800	1.698	4.498	1.083.944	2.050.077	3.134.021
7 Gases energéticos de petróleo / Energety-producing petroleum gases	0	0	0	50	48	98	25.343	604.932	630.275
12 Carbón y coque de petróleo / Coal and petroleum coke	0	0	0	5.544	3.911	9.455	1.293.434	1.893.713	3.187.147
35 Gas natural / Natural gas	0	0	0	0	0	0	0	0	0
51 Biocombustibles / Biofuels	592	126	718	2.232	701	2.933	3.841	103.181	107.022
<b>2. SIDEROMETALÚRGICO / IRON AND STEEL</b>									
8 Mineral de hierro / Iron ore	0	5801	5801	203	6.029	6.232	203	24.948	25.151
10 Otros minerales y residuos metálicos / Other minerals and metal residues	68	0	68	6.771	1.586	8.357	6.771	37.920	44.690
11 Chatarra de hierro / Scrap iron	34.316	55.117	89.433	34.809	56.145	90.954	34.809	56.145	90.954
13 Productos siderúrgicos / Iron and steel products	26.199	211.731	237.930	37.842	247.302	285.144	41.051	247.302	288.352
36 Otros productos metalúrgicos / Other metallurgical products	24	499	523	3.528	5.248	8.776	3.528	5.248	8.776
<b>3. MINERALES NO METÁLICOS / NON-METALLIC MINERALS</b>									
25 Sal común / Salt	48	0	48	10.519	9.199	19.718	86.170	9.199	95.369
52 Otros minerales no metálicos / Other non-metallic minerals	64	15.438	15.502	8.091	29.396	37.487	33.293	71.824	105.117
<b>4. ABONOS / FERTILIZERS</b>									
14 Fosfatos / Phosphate	24	0	24	44	0	44	44	93.447	93.491
15 Potasas / Potashes	0	0	0	96	72	168	115.013	10.439	125.452
16 Abonos naturales y artificiales / Natural and man-made fertilizers	20	95	115	4.632	3.495	8.127	4.632	186.899	191.532
<b>5. PRODUCTOS QUÍMICOS / CHEMICAL PRODUCTS</b>									
17 Productos químicos / Chemical products	7.491	24.740	32.231	105.495	93.050	198.545	912.833	983.723	1.896.556
<b>6. MATERIALES DE CONSTRUCCIÓN / BUILDING MATERIALS</b>									
5 Asfalto / Asphalt	0	0	0	904	48	951	904	48	951
18 Cemento y clínker / Cement and clinker	0	0	0	717	648	1.365	5.790	648	6.438
20 Materiales de construcción elaborados / Manufactured building materials	4.244	735	4.979	123.009	40.257	163.266	141.918	40.257	182.175
<b>7. AGROGANADERO Y ALIMENTARIO / AGRICULTURE, STOCKBREEDING AND FOOD</b>									
21 Cereales y sus harinas / Cereals and cereal flours	1.299	0	1.299	6.079	4.185	10.264	72.743	2.121.531	2.194.274
22 Habas de soja / Soy beans	0	0	0	163	203	366	163	203	366
23 Frutas, hortalizas, legumbres,... /0 Fruit, vegetables, legumes, etc.	325	70.033	70.359	15.604	122.295	137.899	24.752	123.777	148.529
24 Vinos, bebidas, alcoholes y derivados / Wine, drinks, alcohols and derivatives	172	266	438	34.018	6.777	40.796	34.018	6.777	40.796
27 Conservas / Tinned food	109	28	137	18.829	17.103	35.932	18.829	17.103	35.932
28 Tabaco, cacao, café, especias,... / Tobacco, coffee, cocoa, spices, etc.	25	100	124	34.065	28.479	62.543	34.065	28.479	62.543

4

ESTADÍSTICAS DE TRÁFICO / TRAFFIC STATISTIC

4.3.7.2.B CLASIFICACIÓN SEGÚN SU NATURALEZA Y PRESENTACIÓN (CONTINUACIÓN) / CLASSIFICATION BY NATURE AND PACKAGING (CONTINUED)

Mercancías / Goods	MERCANCÍA GENERAL CONVENCIONAL			TOTAL MERCANCÍA GENERAL OTHER GENERAL CARGO			TOTAL TOTAL GENERAL CARGO		
	Cargadas Loaded	Descargadas Unloaded	Total Total	Cargadas Loaded	Descargadas Unloaded	Total Total	Cargadas Loaded	Descargadas Unloaded	Total Total
29 Aceites y grasas / Oils and saturated fats	2.035	77	2.112	17.114	4.352	21.467	17.114	4.352	21.467
30 Otros productos alimenticios / Other foods	137	125	262	40.993	41.372	82.364	40.993	73.275	114.267
33 Pescados congelados y refrigerados / Frozen and refrigerated fish	39	0	39	1.280	3.342	4.622	1.280	3.342	4.622
37 Pienso y forrajes / Fodder	1.207	96	1.303	43.976	22.758	66.734	121.868	1.154.698	1.276.565
<b>8. OTRAS MERCANCÍAS / OTHER GOODS</b>									
19 Maderas y corcho / Wood and cork	84.536	25	84.561	94.993	10.288	105.280	94.993	10.288	105.280
26 Papel y pasta / Paper and wood pulp	25.350	302.172	327.523	95.910	384.504	480.414	95.910	384.504	480.414
31 Maquin. herram. Repuestos / Machinery, tools, spare parts, etc.	29.288	3.415	32.703	64.357	24.686	89.043	64.357	24.686	89.043
34 Resto de mercancías / Other goods	18.607	310	18.916	110.037	51.188	161.226	110.037	66.208	176.246
<b>9. VEHÍCULOS Y ELEMENTOS DE TRANSPORTE / VEHICLES AND TRANSPORT ELEMENTS</b>									
32 Automóviles y sus piezas / Automobiles and parts	4.5726	33.208	78.934	64.742	59.531	124.272	64.742	59.531	124.272
38 Tara equipamiento (Ro-Ro) / Tare equipment (Ro-ro)	0	0	0	0	0	0	0	0	0
39 Tara contenedores / Tare containers	8.223	4.704	12.928	162.776	153.689	316.464	162.776	153.689	316.464

## 4

## ESTADÍSTICAS DE TRÁFICO / TRAFFIC STATISTIC

## 4.3.7.3. CLASIFICACIÓN DE MERCANCÍAS EN TRÁNSITO SEGÚN SU NATURALEZA / CLASSIFICATION OF GOODS IN TRANSIT BY NATURE

MERCANCÍAS / GOODS	CABOTAJE / DOMESTIC			EXTERIOR / FOREIGN			TOTAL / TOTAL		
	EMBARCADAS EMBARKED	DESEMBARCADAS DISEMBARKED	TOTAL TOTAL	EMBARCADAS EMBARKED	DESEMBARCADAS DISEMBARKED	TOTAL TOTAL	EMBARCADAS EMBARKED	DESEMBARCADAS DISEMBARKED	TOTAL TOTAL
<b>1. ENERGÉTICO / ENERGY-PRODUCING</b>									
1 Petróleo crudo / Crude oil	0	0	0	211	367	578	211	367	578
2 Fuel oil / Fuel oil	17	0	17	194	226	420	211	226	437
3 Gasoil / Gasoil	0	0	0	0	0	0	0	0	0
4 Gasolina / Petrol	0	0	0	0	0	0	0	0	0
6 Otros productos petrolíferos / Other oil products	600	0	600	7.095	7.628	14.723	7.694	7.628	15.323
7 Gases energéticos de petróleo / Energy-producing petroleum gases	8	0	8	42	48	90	50	48	98
12 Carbón y coque de petróleo / Coal and petroleum coke	841.604	20	841.624	366.418	938.526	1.304.943	1.208.021	938.546	2.146.567
35 Gas natural / Natural gas	0	0	0	0	0	0	0	0	0
51 Biocombustibles / Biofuels	84	29	113	307	368	674	390	397	787
<b>2. SIDEROMETALÚRGICO / IRON AND STEEL</b>									
8 Mineral de hierro / Iron ore	0	0	0	25	23	48	25	23	48
10 Otros minerales y residuos metálicos / Other minerals and metal residues	918	0	918	439	1.363	1.801	1.357	1.363	2.720
11 Chatarra de hierro / Scrap iron	295	0	295	4.820	483	5.304	5.115	483	5.599
13 Productos siderúrgicos / Iron and steel products	203	8.235	8.438	10.165	1.862	12.027	10.368	10.096	20.464
36 Otros productos metalúrgicos / Other metallurgical products	193	66	258	2.755	4.041	6.796	2.947	4.107	7.054
<b>3. MINERALES NO METÁLICOS / NON-METALLIC MINERALS</b>									
25 Sal común / Salt	71	46	117	9.124	9.153	18.277	9.194	9.199	18.394
52 Otros minerales no metálicos / Other non-metallic minerals	3.292	68	3.361	2.079	5.256	7.335	5.371	5.324	10.695
<b>4. ABONOS / FERTILIZERS</b>									
14 Fosfatos / Phosphates	0	0	0	0	0	0	0	0	0
15 Potasas / Potashes	72	0	72	24	72	96	96	72	168
16 Abonos naturales y artificiales / Natural and man-made fertilizers	1.893	24	1.917	1.119	3.191	4.310	3.012	3.215	6.226
<b>5. PRODUCTOS QUÍMICOS / CHEMICAL PRODUCTS</b>									
17 Productos químicos / Chemical products	6.806	7.657	14.463	31.402	31.466	62.868	38.208	39.123	77.331
<b>6. MATERIALES DE CONSTRUCCIÓN / BUILDING MATERIALS</b>									
5 Asfalto / Asphalt	0	0	0	48	48	95	48	48	95
18 Cemento y clínker / Cement and clinker	0	0	0	644	648	1.292	644	648	1.292
20 Materiales de construcción elaborados / Manufactured building materials	1.722	21.366	23.088	34.422	15.103	49.525	36.144	36.469	72.613
<b>7. AGROGANADERO Y ALIMENTARIO / AGRICULTURE, STOCKBREEDING AND FOOD</b>									
21 Cereales y sus harinas / Cereals and cereal flours	371	348	719	3.638	3.637	7.275	4.010	3.985	7.994
22 Habas de soja / Soya beans	163	0	163	0	203	203	163	203	366
23 Frutas, hortalizas, legumbres,... / Fruit, vegetables, legumes, etc.	1.092	2.804	3.896	5.844	4.304	10.148	6.936	7.108	14.044
24 Vinos, bebidas, alcoholes y derivados / Wine, drinks, alcohols and derivatives	1.229	2.822	4.051	4.886	3.430	8.316	6.115	6.252	12.367
27 Conservas / Tinned food	108	7.995	8.103	16.145	8.539	24.684	16.253	16.534	32.787
28 Tabaco, cacao, café, especias,... / Tobacco, coffee, cocoa, spices, etc.	7.539	351	7.890	15.538	20.760	36.298	23.076	21.111	44.187
29 Aceites y grasas / Oils and saturated fats	0	2.442	2.442	4.201	1.803	6.004	4.201	4.245	8.446
30 Otros productos alimenticios / Other foods	910	1.786	2.696	23.753	23.255	47.008	24.663	25.040	49.704
33 Pescados congelados y refrigerados / Frozen and refrigerated fish	415	516	930	579	452	1.031	994	967	1.961
37 Pienso y forrajes / Fodder	478	350	828	22.784	23.077	45.862	23.262	23.428	46.690



4

ESTADÍSTICAS DE TRÁFICO / TRAFFIC STATISTIC

4.3.7.3. CLASIFICACIÓN DE MERCANCÍAS EN TRÁNSITO SEGÚN SU NATURALEZA (CONTINUACIÓN) / CLASSIFICATION OF GOODS IN TRANSIT BY NATURE (CONTINUED)

MERCANCÍAS / GOODS	CABOTAJE / DOMESTIC			EXTERIOR / FOREIGN			TOTAL / TOTAL		
	EMBARCADAS EMBARKED	DESEMBARCADAS DISEMBARKED	TOTAL TOTAL	EMBARCADAS EMBARKED	DESEMBARCADAS DISEMBARKED	TOTAL TOTAL	EMBARCADAS EMBARKED	DESEMBARCADAS DISEMBARKED	TOTAL TOTAL
<b>8. OTRAS MERCANCÍAS / OTHER GOODS</b>									
19 Maderas y corcho / Wood and cork	1.987	210	2.196	8.255	9.954	18.209	10.242	10.164	20.405
26 Papel y pasta / Paper and wood pulp	20.661	5.973	26.634	44.385	58.714	103.099	65.047	64.686	129.733
31 Maquin. herram. Repuestos / Machinery, tools, spare parts, etc.	3.926	2.474	6.400	16.055	18.163	34.218	19.981	20.637	40.618
34 Resto de mercancías / Other goods	5.381	2.558	7.939	40.859	37.894	78.753	46.240	40.452	86.693
<b>9. VEHÍCULOS Y ELEMENTOS DE TRANSPORTE / VEHICLES AND TRANSPORT ELEMENTS</b>									
32 Automóviles y sus piezas / Automobiles and parts	151	338	489	27.687	37.749	65.436	27.838	38.087	65.925
38 Tara equipamiento (Ro-Ro) / Tare equipment (Ro-ro)	0	0	0	0	0	0	0	0	0
39 Tara contenedores / Tare containers	10.963	11.295	22.258	62.509	64.204	126.713	73.472	75.499	148.971
<b>TOTAL</b>									<b>3.097.382</b>

4.3.7.4.A CLASIFICACIÓN MERCANCÍAS EN TRÁNSITO SEGÚN SU NATURALEZA Y PRESENTACIÓN / CLASSIFICATION OF GOODS IN TRANSIT BY TYPE AND PACKAGING

MERCANCÍAS / GOODS	CABOTAJE / DOMESTIC			EXTERIOR / FOREIGN			TOTAL / TOTAL		
	EMBARCADAS EMBARKED	DESEMBARCADAS DISEMBARKED	TOTAL TOTAL	EMBARCADAS EMBARKED	DESEMBARCADAS DISEMBARKED	TOTAL TOTAL	EMBARCADAS EMBARKED	DESEMBARCADAS DISEMBARKED	TOTAL TOTAL
<b>1. ENERGÉTICO / ENERGY-PRODUCING</b>									
1 Petróleo crudo / Crude oil	0	0	0	0	0	0	211	367	578
2 Fuel oil / Fuel oil	0	0	0	0	0	0	211	226	437
3 Gasoil / Diesel	0	0	0	0	0	0	0	0	0
4 Gasolina / Petrol	0	0	0	0	0	0	0	0	0
6 Otros productos petrolíferos / Other petroleum products	7.058	7.058	14.115	0	0	0	637	570	1.207
7 Gases energéticos de petróleo / Energy-producing petroleum gases	0	0	0	0	0	0	50	48	98
12 Carbón y coque de petróleo / Coal and petroleum coke	0	0	0	1.204.097	934.635	2.138.732	3.924	3.911	7.835
35 Gas natural / Natural gas	0	0	0	0	0	0	0	0	0
51 Biocombustibles / Biofuels							390	397	787
<b>2. SIDEROMETALÚRGICO / IRON AND STEEL</b>									
8 Mineral de hierro / Iron ore	0	0	0	0	0	0	25	23	48
10 Otros minerales y residuos metálicos / Other minerals and metal residues	0	0	0	0	0	0	1.357	1.363	2.720
11 Chatarra de hierro / Scrap iron	0	0	0	0	0	0	483	483	967
13 Productos siderúrgicos / Iron and steel products	0	0	0	0	0	0	10.368	10.096	20.464
36 Otros productos metalúrgicos / Other metallurgical products	0	0	0	0	0	0	2.947	4.107	7.054
<b>3. MINERALES NO METÁLICOS / NON-METALLIC MINERALS</b>									
25 Sal común / Salt	0	0	0	0	0	0	9.194	9.199	18.394
52 Otros minerales no metálicos / Other non-metallic minerals	0	0	0	0	0	0	5.371	5.324	10.695
<b>4. ABONOS / FERTILIZERS</b>									
14 Fosfatos / Phosphates	0	0	0	0	0	0	0	0	0
15 Potasas / Potashes	0	0	0	0	0	0	96	72	168
16 Abonos naturales y artificiales / Natural and man-made fertilizers	0	0	0	0	0	0	3.012	3.215	6.226

## 4

## ESTADÍSTICAS DE TRÁFICO / TRAFFIC STATISTIC

4.3.7.4.A CLASIFICACIÓN MERCANCÍAS EN TRÁNSITO SEGÚN SU NATURALEZA Y PRESENTACIÓN /  
CLASSIFICATION OF GOODS IN TRANSIT BY TYPE AND PACKAGING

MERCANCÍAS / GOODS	CABOTAJE / DOMESTIC			EXTERIOR / FOREIGN			TOTAL / TOTAL		
	EMBARCADAS EMBARKED	DESEMBARCADAS DISEMBARKED	TOTAL TOTAL	EMBARCADAS EMBARKED	DESEMBARCADAS DISEMBARKED	TOTAL TOTAL	EMBARCADAS EMBARKED	DESEMBARCADAS DISEMBARKED	TOTAL TOTAL
<b>5. PRODUCTOS QUÍMICOS / CHEMICAL PRODUCTS</b>									
17 Productos químicos / Chemical products	0	0	0	0	0	0	38.208	39.123	77.331
<b>6. MATERIALES DE CONSTRUCCIÓN / BUILDING MATERIALS</b>									
5 Asfalto / Asphalt	0	0	0	0	0	0	48	48	95
18 Cemento y clínker / Cement and clinker	0	0	0	0	0	0	644	648	1.292
20 Materiales de construcción elaborados / Manufactured building materials	0	0	0	0	0	0	36.144	36.469	72.613
<b>7. AGROGANADERO Y ALIMENTARIO / AGRICULTURE, STOCKBREEDING AND FOOD</b>									
21 Cereales y sus harinas / Cereals and cereal flours	0	0	0	0	0	0	4.010	3.985	7.994
22 Habas de soja / Soya beans	0	0	0	0	0	0	163	203	366
23 Frutas, hortalizas, legumbres,... / Fruit, vegetables, legumes, etc.	0	0	0	0	0	0	6.936	7.108	14.044
24 Vinos, bebidas, alcoholes y derivados / Wine, drinks, alcohols and derivatives	0	0	0	0	0	0	6.115	6.252	12.367
27 Conservas / Tinned food	0	0	0	0	0	0	16.253	16.534	32.787
28 Tabaco, cacao, café, especias,... / Tobacco, coffee, cocoa, spices, etc.	0	0	0	0	0	0	23.076	21.111	44.187
29 Aceites y grasas / Oils and saturated fats	0	0	0	0	0	0	4.201	4.245	8.446
30 Otros productos alimenticios / Other foods	0	0	0	0	0	0	24.663	25.040	49.704
33 Pescados congelados y refrigerados / Frozen and refrigerated fish	0	0	0	0	0	0	994	967	1.961
37 Pienso y forrajes / Fodder	0	0	0	1.837	1.837	3.674	21.426	21.591	43.017
<b>8. OTRAS MERCANCÍAS / OTHER GOODS</b>									
19 Maderas y corcho / Wood and cork	0	0	0	0	0	0	10.242	10.164	20.405
26 Papel y pasta / Paper and wood pulp	0	0	0	0	0	0	57.747	57.386	115.133
31 Maquin. herram. Repuestos / Machinery, tools, spare parts, etc.	0	0	0	0	0	0	17.424	18.293	35.717
34 Resto de mercancías / Other goods	0	0	0	0	0	0	46.240	40.452	86.693
<b>9. VEHÍCULOS Y ELEMENTOS DE TRANSPORTE / VEHICLES AND TRANSPORT ELEMENTS</b>									
32 Automóviles y sus piezas / Automobiles and parts	0	0	0	0	0	0	15.595	25.956	41.551
38 Tara equipamiento (Ro-Ro) / Tare equipment (Ro-ro)	0	0	0	0	0	0	0	0	0
39 Tara contenedores / Tare containers	0	0	0	0	0	0	73.472	75.499	148.971

## 4

## ESTADÍSTICAS DE TRÁFICO / TRAFFIC STATISTIC

## 4.3.7.4.B CLASIFICACIÓN MERCANCÍAS EN TRÁNSITO SEGÚN SU NATURALEZA Y PRESENTACIÓN (CONTINUACIÓN) / CLASSIFICATION OF GOODS IN TRANSIT BY TYPE AND PACKAGING (CONTINUED)

MERCANCÍAS / GOODS	CABOTAJE / DOMESTIC			EXTERIOR / FOREIGN			TOTAL / TOTAL		
	EMBARCADAS EMBARKED	DESEMBARCADAS DISEMBARKED	TOTAL TOTAL	EMBARCADAS EMBARKED	DESEMBARCADAS DISEMBARKED	TOTAL TOTAL	EMBARCADAS EMBARKED	DESEMBARCADAS DISEMBARKED	TOTAL TOTAL
<b>1. ENERGÉTICO / ENERGY-PRODUCING</b>									
1 Petróleo crudo / Crude oil	0	0	0	211	367	578	211	367	578
2 Fuel oil / Fuel oil	0	0	0	211	226	437	211	226	437
3 Gasoil / Gasoil	0	0	0	0	0	0	0	0	0
4 Gasolina / Petrol	0	0	0	0	0	0	0	0	0
6 Otros productos petrolíferos / Other oil products	0	0	0	637	570	1.207	7.694	7.628	15.323
7 Gases energéticos de petróleo / Energy-producing petroleum gases	0	0	0	50	48	98	50	48	98
12 Carbón y coque de petróleo / Coal and petroleum coke	0	0	0	3.924	3.911	7.835	1.208.021	938.546	2.146.567
35 Gas natural / Natural gas	0	0	0	0	0	0	0	0	0
51 Biocombustibles / Biofuels	0	0	0	390	397	787	390	397	787
<b>2. SIDEROMETALÚRGICO / IRON AND STEEL</b>									
8 Mineral de hierro / Iron ore	0	0	0	25	23	48	25	23	48
10 Otros minerales y residuos metálicos / Other minerals and metal residues	0	0	0	1.357	1.363	2.720	1.357	1.363	2.720
11 Chatarra de hierro / Scrap iron	4632	0	4632	5.115	483	5.599	5.115	483	5.599
13 Productos siderúrgicos / Iron and steel products	0	0	0	10.368	10.096	20.464	10.368	10.096	20.464
36 Otros productos metalúrgicos / Other metallurgical products	0	0	0	2.947	4.107	7.054	2.947	4.107	7.054
<b>3. MINERALES NO METÁLICOS / NON-METALLIC MINERALS</b>									
25 Sal común / Salt	0	0	0	9.194	9.199	18.394	9.194	9.199	18.394
52 Otros minerales no metálicos / Other non-metallic minerals	0	0	0	5.371	5.324	10.695	5.371	5.324	10.695
<b>4. ABONOS / FERTILIZERS</b>									
14 Fosfatos / Phosphates	0	0	0	0	0	0	0	0	0
15 Potasas / Potashes	0	0	0	96	72	168	96	72	168
16 Abonos naturales y artificiales / Natural and man-made fertilizers	0	0	0	3.012	3.215	6.226	3.012	3.215	6.226
<b>5. PRODUCTOS QUÍMICOS / CHEMICAL PRODUCTS</b>									
17 Productos químicos / Chemical products	0	0	0	38.208	39.123	77.331	38.208	39.123	77.331
<b>6. MATERIALES DE CONSTRUCCIÓN / BUILDING MATERIALS</b>									
5 Asfalto / Asphalt	0	0	0	48	48	95	48	48	95
18 Cemento y clínker / Cement and clinker	0	0	0	644	648	1.292	644	648	1.292
20 Materiales de construcción elaborados / Manufactured building materials	0	0	0	36.144	36.469	72.613	36.144	36.469	72.613
<b>7. AGROGANADERO Y ALIMENTARIO / AGRICULTURE, STOCKBREEDING AND FOOD</b>									
21 Cereales y sus harinas / Cereals and cereal flours	0	0	0	4.010	3.985	7.994	4.010	3.985	7.994
22 Habas de soja / Soya beans	0	0	0	163	203	366	163	203	366
23 Frutas, hortalizas, legumbres,... / Fruit, vegetables, legumes, etc.	0	0	0	6.936	7.108	14.044	6.936	7.108	14.044
24 Vinos, bebidas, alcoholes y derivados / Wine, drinks, alcohols and derivatives	0	0	0	6.115	6.252	12.367	6.115	6.252	12.367
27 Conservas / Tinned food	0	0	0	16.253	16.534	32.787	16.253	16.534	32.787
28 Tabaco, cacao, café, especias,... / Tobacco, coffee, cocoa, spices, etc.	0	0	0	23.076	21.111	44.187	23.076	21.111	44.187
29 Aceites y grasas / Oils and saturated fats	0	0	0	4.201	4.245	8.446	4.201	4.245	8.446
30 Otros productos alimenticios / Other foods	0	0	0	24.663	25.040	49.704	24.663	25.040	49.704
33 Pescados congelados y refrigerados / Frozen and refrigerated fish	0	0	0	994	967	1.961	994	967	1.961
37 Pienso y forrajes / Fodder	0	0	0	21.426	21.591	43.017	23.262	23.428	46.690

# 4

## ESTADÍSTICAS DE TRÁFICO / TRAFFIC STATISTIC

### 4.3.7.4.B CLASIFICACIÓN MERCANCÍAS EN TRÁNSITO SEGÚN SU NATURALEZA Y PRESENTACIÓN (CONTINUACIÓN) / CLASSIFICATION OF GOODS IN TRANSIT BY TYPE AND PACKAGING (CONTINUED)

MERCANCÍAS / GOODS	CABOTAJE / DOMESTIC			EXTERIOR / FOREIGN			TOTAL / TOTAL		
	EMBARCADAS EMBARKED	DESEMBARCADAS DISEMBARKED	TOTAL TOTAL	EMBARCADAS EMBARKED	DESEMBARCADAS DISEMBARKED	TOTAL TOTAL	EMBARCADAS EMBARKED	DESEMBARCADAS DISEMBARKED	TOTAL TOTAL
<b>8. OTRAS MERCANCÍAS / OTHER GOODS</b>									
19 Maderas y corcho / Wood and cork	0	0	0	10.242	10.164	20.405	10.242	10.164	20.405
26 Papel y pasta / Paper and wood pulp	7300	7300	14600	65.047	64.686	129.733	65.047	64.686	129.733
31 Maquin. herram. Repuestos / Machinery, tools, spare parts, etc.	2558	2343	4901	19.982	20.636	40.618	19.982	20.636	40.618
34 Resto de mercancías / Other goods	0	0	0	46.240	40.452	86.693	46.240	40.452	86.693
<b>9. VEHÍCULOS Y ELEMENTOS DE TRANSPORTE / VEHICLES AND TRANSPORT ELEMENTS</b>									
32 Automóviles y sus piezas / Automobiles and parts	12243	12131	24374	27.838	38.087	65.925	27.838	38.087	65.925
38 Tara equipamiento (Ro-Ro) / Tare equipment (Ro-ro)	0	0	0	0	0	0	0	0	0
39 Tara contenedores / Tare containers	0	0	0	73.472	75.499	148.971	73.472	75.499	148.971

### 4.4. TRÁFICO INTERIOR, TONELADAS / LOCAL TRAFFIC, TONS

Mercancías / Goods	Cargadas Loaded	Descargadas Unloaded	Total Total
17 Productos químicos / Chemical products	34.854	34.830	69.684

### 4.5. AVITUALLAMIENTOS / SUPPLIES

Mercancías / Goods	Tm. / Tons
Combustibles líquidos / Liquid fuels	64.499
Agua / Water	30.793
Hielo / Ice	-
Provisiones / Supplies	91
Varios / Others	410
<b>TOTAL</b>	<b>95.793</b>

### 4.6. PESCA CAPTURADA / FISH CATCH

Clase de pesca / Types of fish	Peso (Kg.) Weight (Kg.)	Valor en 1ª venta (Euros) Value in 1st sale (Euros)
Moluscos / Shellfish	1.918	19.184
Crustáceos / Crustaceans	183.319	3.575.183
Peces / Fish	3.923.147	8.434.661
Total pesca fresca / Total fresh fish	4.108.383	12.029.028
Bacalao verde / Codfish		
<b>TOTAL PESCA CAPTURADA / TOTAL FISH CATCH</b>	<b>4.108.383</b>	<b>12.029.028</b>

4

ESTADÍSTICAS DE TRÁFICO / TRAFFIC STATISTIC

4.7. TRÁFICO DE CONTENEDORES / CONTAINERS TRAFFIC

4.7.1. CONTENEDORES DE 20 PIES / 20 FEET CONTAINERS

Mercancías / Goods	CABOTAJE / DOMESTIC		EXTERIOR / FOREIGN		TOTAL / TOTAL	
	Número / Number	Tm / Tons	Número / Number	Tm / Tons	Número / Number	Tm / Tons
<b>EMBARCADOS / SHIPPED</b>						
Con carga / Loaded	2.199	40.442	13.701	287.734	15.900	328.176
Vacíos / Empty	2.798	6.256	158	418	2.956	6.673
<b>DESEMBARCADOS / RECEIVED</b>						
Con carga / Loaded	1.717	37.961	9.247	189.725	10.964	227.687
Vacíos / Empty	1.052	2.349	6.524	14.171	7.576	16.520
<b>TOTAL</b>						
Con carga / Loaded	3.916	78.403	22.948	477.459	26.864	555.862
Vacíos / Empty	3.850	8.604	6.682	14.589	10.532	23.193

4.7.2. CONTENEDORES MAYORES DE 20 PIES / CONTAINERS OVER 20 FEET

Mercancías / Goods	CABOTAJE / DOMESTIC		EXTERIOR / FOREIGN		TOTAL / TOTAL	
	Número / Number	Tm / Tons	Número / Number	Tm / Tons	Número / Number	Tm / Tons
<b>EMBARCADOS / SHIPPED</b>						
Con carga / Loaded	3.318	73.002	21.968	444.122	25.286	517.124
Vacíos / Empty	1.615	6.398	1.213	5.450	2.828	11.848
<b>DESEMBARCADOS / RECEIVED</b>						
Con carga / Loaded	2.354	49.629	18.488	386.558	20.842	436.186
Vacíos / Empty	1.256	4.948	4.713	19.790	5.969	24.738
<b>TOTAL</b>						
Con carga / Loaded	5.672	122.631	40.456	830.679	46.128	953.311
Vacíos / Empty	2.871	11.346	5.926	25.239	8.797	36.586

4.7.3. TOTAL CONTENEDORES DE 20 PIES O MAYORES / TOTAL CONTAINERS EQUAL AND OVER 20 FEET

Mercancías / Goods	CABOTAJE / DOMESTIC		EXTERIOR / FOREIGN		TOTAL / TOTAL	
	Número / Number	Tm / Tons	Número / Number	Tm / Tons	Número / Number	Tm / Tons
<b>EMBARCADOS / SHIPPED</b>						
Con carga / Loaded	5.517	113.444	35.669	731.856	41.186	845.300
Vacíos / Empty	4.413	12.654	1.371	5.867	5.784	18.521
<b>DESEMBARCADOS / RECEIVED</b>						
Con carga / Loaded	4.071	87.590	27.735	576.283	31.806	663.873
Vacíos / Empty	2.308	7.297	11.237	33.961	13.545	41.257
<b>TOTAL</b>						
Con carga / Loaded	9.588	201.034	63.404	1.308.139	72.992	1.509.173
Vacíos / Empty	6.721	19.951	12.608	39.828	19.329	59.779

# 4

## ESTADÍSTICAS DE TRÁFICO / TRAFFIC STATISTIC

### 4.7.4 CONTENEDORES DE 20 PIES O MAYORES EN TRÁNSITO / CONTAINERS OF 20 FEET OR OVER IN TRANSIT

Mercancías / Goods	CABOTAJE / DOMESTIC		EXTERIOR / FOREIGN		TOTAL / TOTAL	
	Número / Number	Tm / Tons	Número / Number	Tm / Tons	Número / Number	Tm / Tons
<b>EMBARCADOS / SHIPPED</b>						
Con carga / Loaded	3.361	71.750	18.394	369.937	21.755	441.686
Vacíos / Empty	27	78	37	112	64	191
<b>DESEMBARCADOS / RECEIVED</b>						
Con carga / Loaded	3.539	79.679	18.779	370.640	22.318	450.319
Vacíos / Empty	33	94	14	64	47	158
<b>TOTAL</b>						
Con carga / Loaded	6.900	151.428	37.173	740.577	44.073	892.005
Vacíos / Empty	60	173	51	176	111	349

### 4.7.5. TOTAL CONTENEDORES EQUIVALENTES A 20 PIES / TOTAL EQUIVALENT 20 FEET CONTAINERS (TEUS)

Mercancías / Goods	CABOTAJE / DOMESTIC		EXTERIOR / FOREIGN		TOTAL / TOTAL	
	Número / Number	Tm / Tons	Número / Number	Tm / Tons	Número / Number	Tm / Tons
<b>EMBARCADOS / SHIPPED</b>						
Con carga / Loaded	8.835	113.444	57.637	731.856	66.472	845.300
Vacíos / Empty	6.028	12.654	2.584	5.867	8.612	18.521
<b>DESEMBARCADOS / LANDED</b>						
Con carga / Loaded	6.425	87.590	46.223	576.283	52.648	663.873
Vacíos / Empty	3.564	7.297	15.950	33.961	19.514	41.257
<b>TOTAL</b>						
Con carga / Loaded	15.260	201.034	103.860	1.308.139	119.120	1.509.173
Vacíos / Empty	9.592	19.951	18.534	39.828	28.126	59.779

### 4.7.6. CONTENEDORES EQUIVALENTES A 20 PIES (TEUS) EN TRÁNSITO / EQUIVALANTE 20 FEET CONTAINERS (TEUS) IN TRANSIT

Mercancías / Goods	CABOTAJE / DOMESTIC		EXTERIOR / FOREIGN		TOTAL / TOTAL	
	Número / Number	Tm / Tons	Número / Number	Tm / Tons	Número / Number	Tm / Tons
<b>EMBARCADOS / SHIPPED</b>						
Con carga / Loaded	5.322	71.750	30.852	369.937	36.174	441.686
Vacíos / Empty	34	78	53	112	87	191
<b>DESEMBARCADOS / LANDED</b>						
Con carga / Loaded	5.444	79.679	31.744	370.640	37.188	450.319
Vacíos / Empty	45	94	28	64	73	158
<b>TOTAL</b>						
Con carga / Loaded	10.766	151.428	62.596	740.577	73.362	892.005
Vacíos / Empty	79	173	81	176	160	349



## ESTADÍSTICAS DE TRÁFICO / TRAFFIC STATISTIC

## 4.7.7. MERCANCÍAS TRANSPORTADAS EN CONTENEDORES CLASIFICADAS SEGÚN SU NATURALEZA Y USO (TONELADAS) / GOODS TRANSPORTER IN CONTAINERS CLASSIFIED BY TYPES (TONS)

MERCANCÍAS / GOODS	CABOTAJE / DOMESTIC			EXTERIOR / FOREIGN			TOTAL / TOTAL		
	EMBARCADAS EMBARKED	DESEMBARCADAS DISEMBARKED	TOTAL TOTAL	EMBARCADAS EMBARKED	DESEMBARCADAS DISEMBARKED	TOTAL TOTAL	EMBARCADAS EMBARKED	DESEMBARCADAS DISEMBARKED	TOTAL TOTAL
<b>1. ENERGÉTICO / ENERGY-PRODUCING</b>									
1 Petróleo crudo / Crude oil	0	0	0	211	367	578	211	367	578
2 Fuel oil / Fuel oil	926	15	941	829	226	1.055	1.755	241	1.996
3 Gasoil / Gasoil	0	0	0	0	0	0	0	0	0
4 Gasolina / Petrol	0	0	0	65	0	65	65	0	65
6 Otros productos petrolíferos / Other oil products	2.135	81	2.216	403	1.395	1.798	2.538	1.476	4.014
7 Gases energéticos de petróleo / Energy-producing petroleum gases	8		8	42	48	90	50	48	98
12 Carbón y coque de petróleo / Coal and petroleum coke	297	20	317	5.247	3.891	9.138	5.544	3.911	9.455
35 Gas natural / Natural gas	0	0	0	0	0	0	0	0	0
51 Biocombustibles / Biofuels	884	29	914	756	546	1.302	1.640	575	2.216
<b>2. SIDEROMETALÚRGICO / IRON AND STEEL</b>									
8 Mineral de hierro / Iron ore	0	0	0	203	228	430	203	228	430
10 Otros minerales y residuos metálicos / Other minerals and metal residues	918	15	933	5.785	1.571	7.356	6.703	1.586	8.289
11 Chatarra de hierro / Scrap iron	295	7	302	198	1.021	1.219	494	1.028	1.522
13 Productos siderúrgicos / Iron and steel products	483	8.261	8.744	11.160	27.310	38.470	11.643	35.571	47.214
36 Otros productos metalúrgicos / Other metallurgical products	206	66	271	3.298	4.684	7.982	3.504	4.750	8.254
<b>3. MINERALES NO METÁLICOS / NON-METALLIC MINERALS</b>									
25 Sal común / Salt	277	46	323	10.194	9.153	19.347	10.471	9.199	19.670
52 Otros minerales no metálicos / Other non-metallic minerals	3.546	68	3.614	4.481	13.890	18.370	8.027	13.958	21.985
<b>4. ABONOS / FERTILIZERS</b>									
14 Fosfatos / Phosphates	20	0	20	0	0	0	20	0	20
15 Potasas / Potashes	72		72	24	72	96	96	72	168
16 Abonos naturales y artificiales / Natural and man-made fertilizers	1.933	24	1.957	2.679	3.376	6.055	4.612	3.400	8.012
<b>5. PRODUCTOS QUÍMICOS / CHEMICAL PRODUCTS</b>									
17 Productos químicos / Chemical products	10.773	8.413	19.186	87.231	59.897	147.129	98.004	68.310	166.314
<b>6. MATERIALES DE CONSTRUCCIÓN / BUILDING MATERIALS</b>									
5 Asfalto / Asphalt	0	0	0	904	48	951	904	48	951
18 Cemento y clínker / Cement and clinker	0	0	0	717	648	1.365	717	648	1.365
20 Materiales de construcción elaborados / Manufactured building materials	2.694	21.371	24.065	116.070	18.151	134.221	118.764	39.522	158.286
<b>7. AGROGANADERO Y ALIMENTARIO / AGRICULTURE, STOCKBREEDING AND FOOD</b>									
21 Cereales y sus harinas / Cereals and cereal flours	436	348	784	4.344	3.837	8.181	8.965	4.185	8.965
22 Habas de soja / Soya beans	163		163		203	203	366	203	366
23 Frutas, hortalizas, legumbres,... / Fruit, vegetables, legumes, etc.	1.092	2.886	3.979	14.186	49.375	63.562	67.540	52.261	67.540
24 Vinos, bebidas, alcoholes y derivados / Wine, drinks, alcohols and derivatives	3.202	2.829	6.031	30.644	3.683	34.327	40.358	6.512	40.358
27 Conservas / Tinned food	297	7.995	8.292	18.423	9.080	27.503	35.795	17.075	35.795
28 Tabaco, cacao, café, especias,... / Tobacco, coffee, cocoa, spices, etc.	7.959	594	8.553	26.081	27.785	53.866	62.419	28.379	62.419
29 Aceites y grasas / Oils and saturated fats	70	2.442	2.512	15.009	1.833	16.843	19.354	4.275	19.354
30 Otros productos alimenticios / Other foods	3.369	2.007	5.376	37.487	39.240	76.727	82.103	41.247	82.103
33 Pescados congelados y refrigerados / Frozen and refrigerated fish	415	797	1.211	826	2.546	3.372	4.583	3.342	4.583
37 Pienso y forrajes / Fodder	14.939	350	15.290	27.829	22.312	50.141	65.430	22.662	65.430
<b>8. OTRAS MERCANCÍAS / OTHER GOODS</b>									
19 Maderas y corcho / Wood and cork	1.987	210	2.196	8.470	10.053	18.523	20.719	10.263	20.719
26 Papel y pasta / Paper and wood pulp	22.153	7.227	29.380	48.406	75.105	123.511	152.892	82.332	152.892
31 Maquin. herram. Repuestos / Machinery, tools, spare parts, etc.	4.363	2.686	7.049	30.707	18.585	49.292	56.340	21.271	56.340

4

ESTADÍSTICAS DE TRÁFICO / TRAFFIC STATISTIC

4.7.7. MERCANCÍAS TRANSPORTADAS EN CONTENEDORES CLASIFICADAS SEGÚN SU NATURALEZA Y USO (TONELADAS) -CONTINUACIÓN / GOODS TRANSPORTER IN CONTAINERS CLASSIFIED BY TYPES (TONS) - CONTINUED

MERCANCÍAS / GOODS	CABOTAJE / DOMESTIC			EXTERIOR / FOREIGN			TOTAL / TOTAL		
	EMBARCADAS EMBARKED	DESEMBARCADAS DISEMBARKED	TOTAL TOTAL	EMBARCADAS EMBARKED	DESEMBARCADAS DISEMBARKED	TOTAL TOTAL	EMBARCADAS EMBARKED	DESEMBARCADAS DISEMBARKED	TOTAL TOTAL
34 Resto de mercancías / Other goods	8.546	5.110	13.656	82.885	45.769	128.654	142.309	50.879	142.309
<b>9. VEHÍCULOS Y ELEMENTOS DE TRANSPORTE / VEHICLES AND TRANSPORT ELEMENTS</b>									
32 Automóviles y sus piezas / Automobiles and parts	154	338	492	18.862	25.985	44.846	19.016	26.323	45.338
38 Tara equipamiento (Ro-Ro) / Tare equipment (Ro-ro)	0	0	0	0	0	0	0	0	0
39 Tara contenedores / Tare containers	31.487	20.652	52.138	123.066	128.333	251.398	154.552	148.984	303.537

4.8. RESUMEN GENERAL DEL TRÁFICO MARÍTIMO / GENERAL SUMMARY OF MARITIME TRAFFIC

4.8.1. CUADRO GENERAL NÚMERO 1 / GENERAL CHART NUMBER 1

Conceptos / Concepts	Parcial / Partial	Toneladas / Tons	Total / Total
<b>GRANELES LÍQUIDOS / LIQUID BULKS</b>		-	<b>17.924.518</b>
Productos petrolíferos / Petroleum products		16.240.541	-
Otros líquidos / Other liquids		1.683.977	-
<b>GRANELES SÓLIDOS / SOLID BULKS</b>		-	<b>7.375.070</b>
<b>MERCANCÍA GENERAL / GENERAL CARGO</b>		-	<b>2.589.774</b>
<b>TRÁFICO INTERIOR / LOCAL TRAFFIC</b>		-	<b>69.684</b>
<b>AVITUALLAMIENTO / SUPPLIES</b>		-	<b>95.793</b>
Productos petrolíferos / Petroleum products		64.499	-
Resto / Rest		31.295	-
Pesca / Fishing		-	4.108
<b>TOTAL</b>			<b>28.058.947</b>

4.8.2. CUADRO GENERAL NÚMERO 2 (INCLUIDO TRÁFICO INTERIOR, AVITUALLAMIENTO Y PESCA) / GENERAL CHART NUMBER 2 (LOCAL TRAFFIC, SUPPLIES AND FISHING INCLUDED)

Conceptos / Concepts	Toneladas / Tons
Mercancías embarcadas / Cargo loaded	7.337.161
Mercancías desembarcadas / Cargo unloaded	20.721.787
Mercancías transbordadas / Cargo transhipped	0
<b>TOTAL</b>	<b>28.058.948</b>



# 4

## ESTADÍSTICAS DE TRÁFICO / TRAFFIC STATISTIC

### 4.8.3. CUADRO GENERAL NÚMERO 3 / GENERAL CHART NUMBER 3

Conceptos / Concepts	Toneladas / Tons	
	Parcial / Partial	Total / Total
EXTERIOR / FOREIGN	-	21.671.982
Desembarcadas / Disembarked	17.683.080	-
Embarcadas / Embarked	3.988.901	-
CABOTAJE / DOMESTIC	-	3.119.865
TRANSBORDO / TRANSHIPPED	-	-
TRÁNSITO / TRANSIT	-	3.097.382
PESCA, AVITUALLAMIENTO Y TRÁFICO INTERIOR / FISHING, SUPPLIES AND LOCAL TRAFFIC	-	169.720
<b>TOTAL</b>	-	<b>28.058-949</b>

### 4.9. TRÁFICO TERRESTRE / OVERLAND TRAFFIC

Medio de transporte utilizado para entrada o salida de la zona de servicio del Puerto / Transport system used for Hinterland connections from or to Port area	Toneladas / Tons		
	Cargadas en barco / Loaded on vessel	Descargadas de barco / Unloaded from vessel	Total / Total
Ferrocarril (FE) / Railway	162.038	1.013.530	1.175.568
Carretera (CA) / Road	994.518	4.705.890	5.700.408
Tubería (TU) / Pipe	4.368.357	13.547.648	17.916.005
Otros medios (OT) / Other	-	-	-
Sin transporte terrestre (ST) / Without land transport	1.681.600	1.415.781	3.097.381
<b>TOTAL MERCANCÍA SEGÚN TRANSPORTE</b>	<b>7.206.513</b>	<b>20.682.849</b>	<b>27.889.362</b>
<b>TOTAL MERCHANDISE ACCORDING TO TRANSPORT</b>			
PESCA, AVITUALLAMIENTO Y TRÁFICO INTERIOR O LOCAL / FISHING, PROVISIONING AND INTERIOR OR LOCAL TRAFFIC	130.647	38.938	169.585
<b>TOTAL</b>	<b>7.337.160</b>	<b>20.721.787</b>	<b>28.058.947</b>

#### 4.9.1. TRÁFICO FERROVIARIO / RAILWAY TRAFFIC

Medio de transporte utilizado para entrada o salida de la zona de servicio del Puerto / Transport system used for Hinterland connections from or to Port area	Toneladas / Tons		
	Cargadas en barco / Loaded on vessel	Descargadas de barco / Unloaded from vessel	Total / Total
Vagones cargados / Wagons loaded	3.897	18.509	24.814
Vagones vacíos / Empty wagons	18.509	3.897	24.814
Total vagones / Wagons total	24.814	24.814	49.628
Total toneladas / Total tonnes	162.038	1.013.530	1.175.568
<b>Total TEUS / Total TEUS</b>			

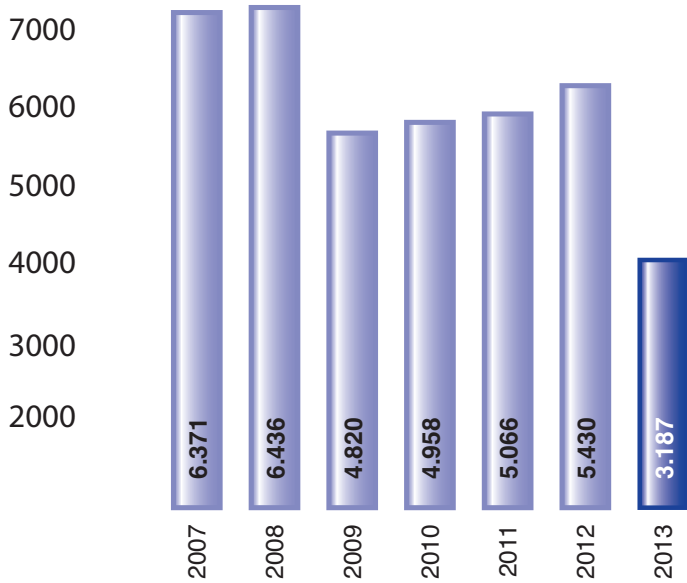
#### 4.9.2. TRÁFICO T.I.R. / T.I.R. TRAFFIC

Conceptos / Concepts	Número de camiones / Number of trucks	Toneladas / Tons
Importación / Import		-
Exportación / Export		84.264
<b>TOTAL</b>		<b>84.264</b>

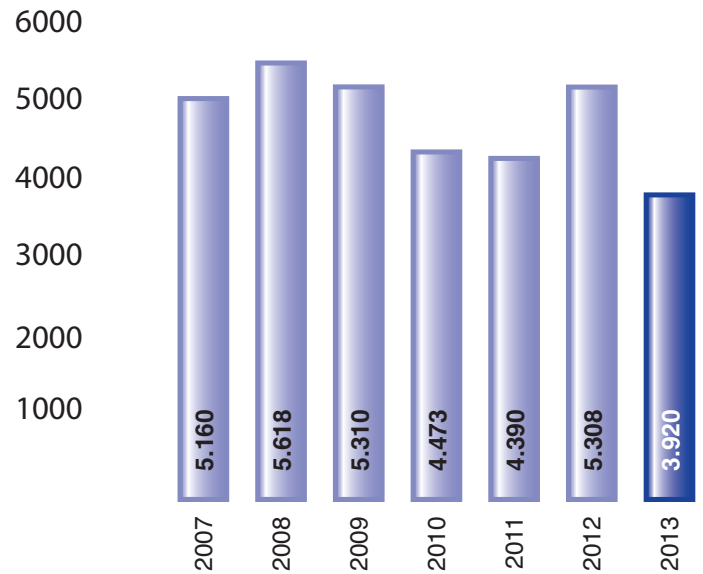
4

ESTADÍSTICAS DE TRÁFICO / TRAFFIC STATISTIC

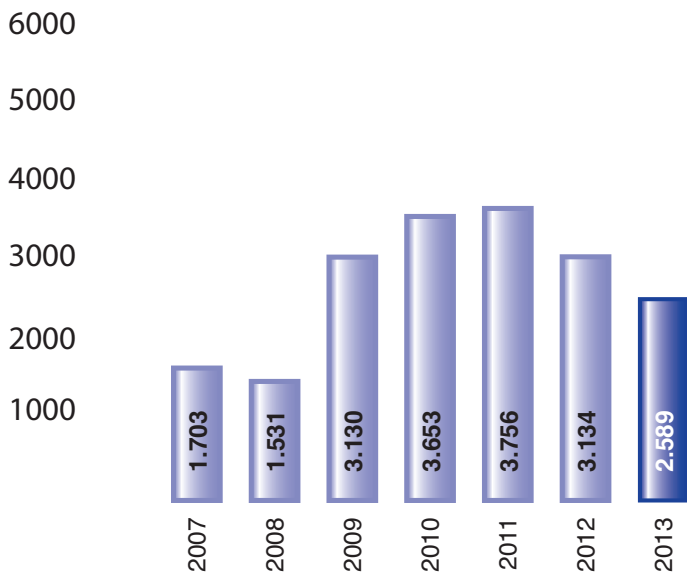
4.10. GRÁFICOS / DIAGRAMS



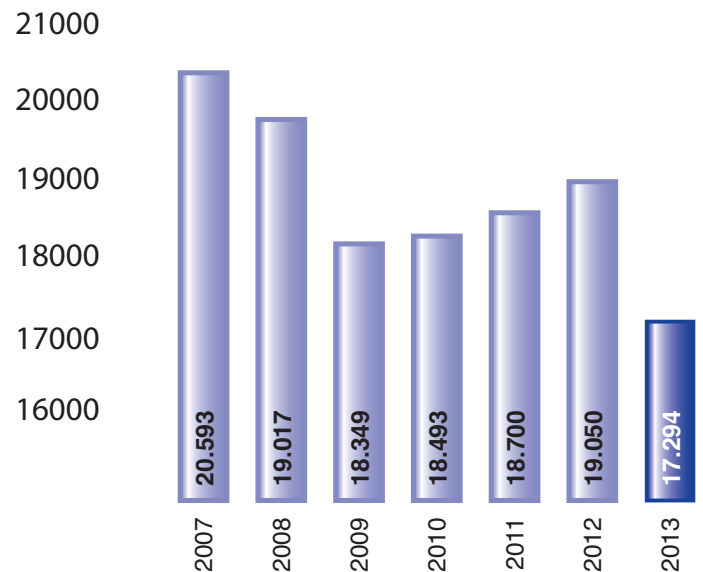
CARBÓN / COAL



PRODUCTOS AGROALIMENTARIOS / FOOD AND AGRICULTURE PRODUCTS



MERCANCÍA GENERAL / GENERAL CARGO

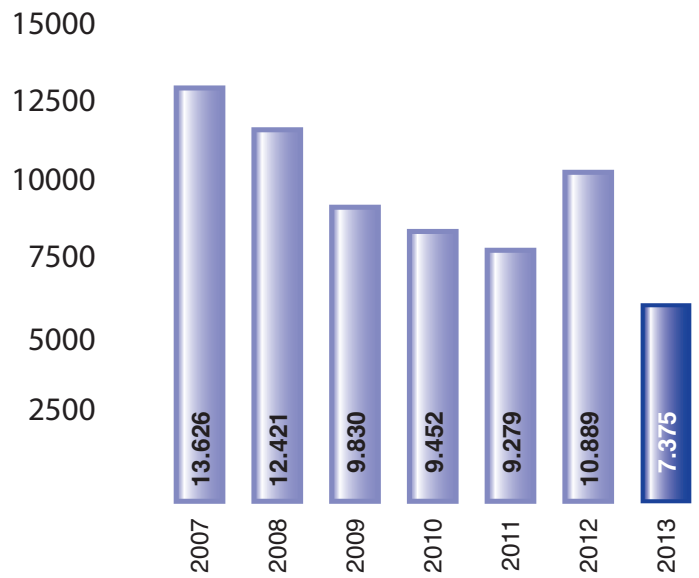
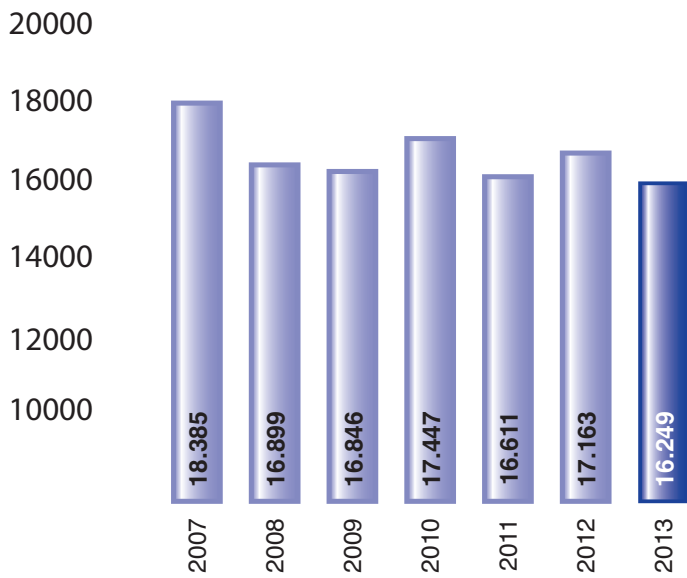


GRANELES LÍQUIDOS / LIQUID BULKS

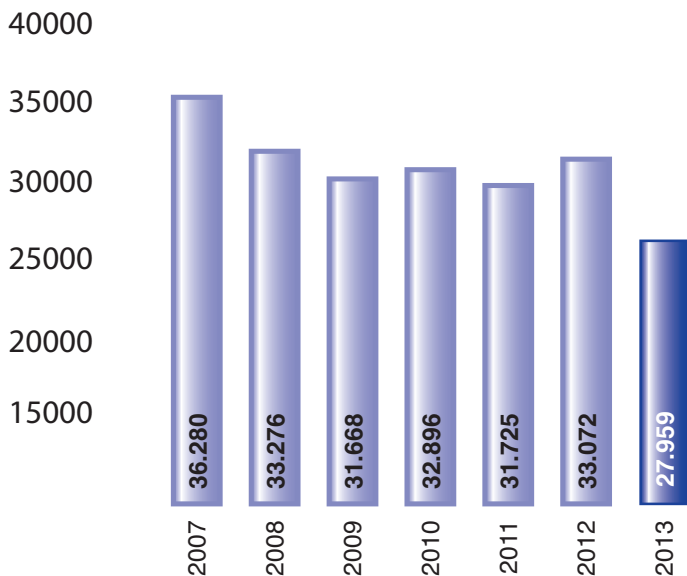
# 4

## ESTADÍSTICAS DE TRÁFICO / TRAFFIC STATISTIC

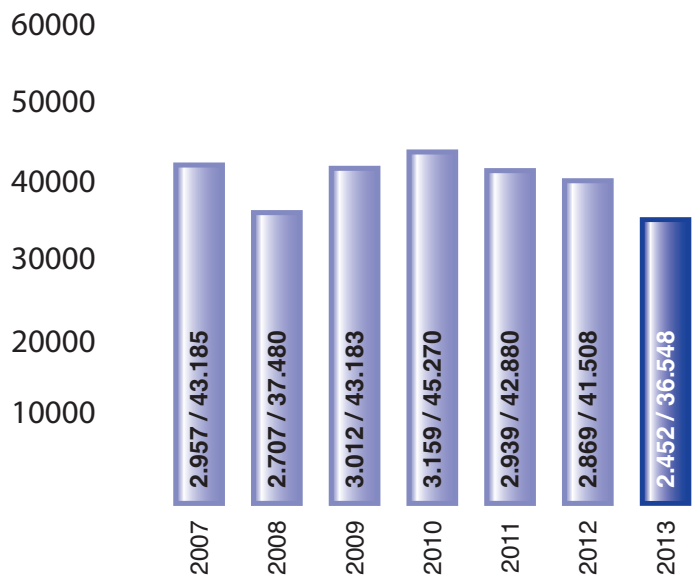
### 4.10. GRÁFICOS / DIAGRAMS



### PETRÓLEOS / PETROLEUM



### GRANELES SÓLIDOS / SOLID BULKS



### TRÁFICO TOTAL / TOTAL TRAFFIC

### BUQUES G.T. / VESSELS GT