

# RESUMEN DEL TRÁFICO PORTUARIO

Abril de 2026

# RESUMEN DEL TRÁFICO PORTUARIO



Puertos del Estado

Datos en toneladas salvo indicación expresa

Fecha: 22/6/2026

| CONCEPTO                           |                   |                       | Abril             |                   | Acumulado desde Enero |                    | Variación        |                |             |
|------------------------------------|-------------------|-----------------------|-------------------|-------------------|-----------------------|--------------------|------------------|----------------|-------------|
|                                    |                   |                       | 2025              | 2026              | 2025                  | 2026               | Diferencia       | %              |             |
| MERCANCIAS SEGÚN SU PRESENTACIÓN   | Graneles líquidos | Total                 | 15.747.498        | 16.260.997        | 59.019.073            | 60.711.125         | 1.692.052        | 2,9            |             |
|                                    | Graneles sólidos  | Total                 | 6.633.658         | 6.512.006         | 26.879.673            | 25.037.390         | -1.842.283       | -6,9           |             |
|                                    |                   | Total                 | 23.955.586        | 24.759.175        | 91.564.143            | 91.045.838         | -518.305         | -0,6           |             |
|                                    | Mercancía general | En contenedores       |                   | 16.485.082        | 16.798.160            | 62.525.207         | 61.996.570       | -528.637       | -0,8        |
|                                    |                   | Convencional          |                   | 7.470.504         | 7.961.015             | 29.038.936         | 29.049.268       | 10.332         | 0,0         |
| SUBTOTAL                           |                   |                       | <b>46.336.742</b> | <b>47.532.178</b> | <b>177.462.889</b>    | <b>176.794.353</b> | <b>-668.536</b>  | <b>-0,4</b>    |             |
| OTRAS MERCANCIAS                   | Pesca             | Total                 | 12.937            | 11.464            | 41.047                | 32.874             | -8.174           | -19,9          |             |
|                                    | Avituallamiento   | Total                 | 1.009.236         | 962.874           | 3.766.808             | 3.738.552          | -28.256          | -0,8           |             |
|                                    |                   | Combustibles líquidos |                   | 836.693           | 784.312               | 3.151.803          | 3.044.812        | -106.991       | -3,4        |
|                                    | Trafico interior  | Total                 | 267.412           | 240.722           | 1.253.421             | 1.200.841          | -52.580          | -4,2           |             |
|                                    | SUBTOTAL          |                       |                   | <b>1.289.585</b>  | <b>1.215.060</b>      | <b>5.061.276</b>   | <b>4.972.267</b> | <b>-89.010</b> | <b>-1,8</b> |
| <b>TRÁFICO PORTUARIO TOTAL (*)</b> |                   |                       | <b>47.626.327</b> | <b>48.747.238</b> | <b>182.524.165</b>    | <b>181.766.620</b> | <b>-757.546</b>  | <b>-0,4</b>    |             |

|                         |                        |                          |             |             |             |             |             |      |
|-------------------------|------------------------|--------------------------|-------------|-------------|-------------|-------------|-------------|------|
| OTROS DATOS DE TRÁFICO  | Mercancías en tránsito | Total                    | 13.286.820  | 13.023.407  | 48.504.095  | 48.186.999  | -317.096    | -0,7 |
|                         |                        | En contenedores          | 9.798.776   | 9.946.757   | 36.803.377  | 36.605.114  | -198.263    | -0,5 |
|                         | Tráfico ro-ro          | Total (t)                | 6.408.596   | 6.618.505   | 24.834.184  | 24.495.994  | -338.190    | -1,4 |
|                         |                        | UTIS (uds.)              | 277.863     | 283.352     | 1.056.912   | 1.041.515   | -15.397     | -1,5 |
|                         | Contenedores (TEUS)    | Total                    | 1.569.685   | 1.660.787   | 5.906.345   | 6.118.785   | 212.440     | 3,6  |
|                         |                        | En tránsito              | 815.156     | 860.748     | 3.041.817   | 3.192.441   | 150.624     | 5,0  |
|                         |                        | Origen-destino nacional  | 176.675     | 185.903     | 698.011     | 700.102     | 2.091       | 0,3  |
|                         |                        | Import-Export            | 577.855     | 614.136     | 2.166.518   | 2.226.243   | 59.725      | 2,8  |
|                         | Buques mercantes       | Total número             | 13.074      | 13.142      | 49.084      | 46.947      | -2.137      | -4,4 |
|                         |                        | Total GT                 | 239.428.142 | 231.068.627 | 848.152.209 | 834.114.377 | -14.037.832 | -1,7 |
|                         |                        | Cruceros (nº)            | 680         | 608         | 1.577       | 1.597       | 20          | 1,3  |
|                         | Pasajeros (nº)         | Total                    | 3.746.412   | 3.263.417   | 10.650.223  | 10.455.419  | -194.804    | -1,8 |
|                         |                        | En régimen de transporte | 2.246.399   | 2.036.453   | 6.777.311   | 6.479.786   | -297.525    | -4,4 |
|                         |                        | De crucero               | 1.500.013   | 1.226.964   | 3.872.912   | 3.975.633   | 102.721     | 2,7  |
|                         | Automóviles (uds.)     | En régimen de pasaje     | 619.369     | 571.341     | 1.889.082   | 1.824.083   | -64.999     | -3,4 |
| En régimen de mercancía |                        | 300.764                  | 300.039     | 1.106.352   | 1.129.280   | 22.928      | 2,1         |      |

(\*) Incluye cargas, descargas, tránsito, transbordo y taras

# RESUMEN DE MERCANCIAS SEGÚN SU NATURALEZA Y PRESENTACIÓN

Datos en toneladas

Fecha: 22/6/2026

| MERCANCIAS SEGÚN SU NATURALEZA                                 |  | GRANELES LÍQUIDOS     |                   |                  |            | GRANELES SÓLIDOS      |                   |                   |             | MERCANCÍA GENERAL     |                   |                 |             |
|--|--|-----------------------|-------------------|------------------|------------|-----------------------|-------------------|-------------------|-------------|-----------------------|-------------------|-----------------|-------------|
|  |  | Acumulado desde enero |                   | Variación        |            | Acumulado desde enero |                   | Variación         |             | Acumulado desde enero |                   | Variación       |             |
|  |  | 2025                  | 2026              | Diferencia       | %          | 2025                  | 2026              | Diferencia        | %           | 2025                  | 2026              | Diferencia      | %           |
| Grupo energético   | Petróleo crudo                                 | 20.304.587            | 19.818.802        | -485.785         | -2,4       | 0                     | 0                 | 0                 | 0           | 2.298                 | 995               | -1.303          | -56,7       |
| Grupo energético   | Fueloil  | 3.534.315             | 3.965.032         | 430.717          | 12,2       | 0                     | 0                 | 0                 | 0           | 167.571               | 147.696           | -19.875         | -11,9       |
| Grupo energético   | Gasoil   | 8.164.051             | 7.904.594         | -259.457         | -3,2       | 0                     | 0                 | 0                 | 0           | 13.383                | 19.890            | 6.507           | 48,6        |
| Grupo energético   | Gasolina                                       | 6.904.312             | 7.287.478         | 383.166          | 5,5        | 0                     | 0                 | 0                 | 0           | 4.687                 | 3.469             | -1.218          | -26,0       |
| Grupo energético   | Otros productos petrolíferos                   | 1.800.746             | 2.245.893         | 445.147          | 24,7       | 0                     | 0                 | 0                 | 0           | 122.184               | 129.187           | 7.003           | 5,7         |
| Grupo energético   | Gases energéticos de petróleo                  | 891.404               | 697.797           | -193.607         | -21,7      | 0                     | 0                 | 0                 | 0           | 53.930                | 24.092            | -29.838         | -55,3       |
| Grupo energético   | Carbón y coque de petróleo                     | 0                     | 0                 | 0                | 0          | 3.128.312             | 2.414.509         | -713.803          | -22,8       | 98.355                | 131.488           | 33.133          | 33,7        |
| Grupo energético   | Gas natural                                    | 5.995.634             | 6.290.260         | 294.626          | 4,9        | 0                     | 0                 | 0                 | 0           | 643                   | 1.289             | 646             | 100,5       |
| Grupo energético   | Biocombustibles                                | 1.227.190             | 1.283.877         | 56.687           | 4,6        | 0                     | 0                 | 0                 | 0           | 331.029               | 345.632           | 14.603          | 4,4         |
| Grupo siderometalúrgico  | Mineral de hierro                              | 0                     | 0                 | 0                | 0          | 2.642.918             | 1.792.406         | -850.512          | -32,2       | 23.716                | 33.827            | 10.111          | 42,6        |
| Grupo siderometalúrgico  | Otros minerales y residuos metálicos           | 0                     | 0                 | 0                | 0          | 1.753.321             | 1.950.967         | 197.646           | 11,3        | 691.141               | 743.524           | 52.383          | 7,6         |
| Grupo siderometalúrgico  | Chatarra de hierro                             | 0                     | 0                 | 0                | 0          | 599.739               | 541.339           | -58.400           | -9,7        | 412.431               | 507.277           | 94.846          | 23,0        |
| Grupo siderometalúrgico  | Productos siderúrgicos                         | 0                     | 0                 | 0                | 0          | 164.359               | 139.523           | -24.836           | -15,1       | 4.988.282             | 5.333.732         | 345.450         | 6,9         |
| Grupo siderometalúrgico  | Otros productos metalúrgicos                   | 0                     | 0                 | 0                | 0          | 0                     | 0                 | 0                 | 0           | 1.264.390             | 1.209.595         | -54.795         | -4,3        |
| Grupo minerales no metálicos                                   | Sal común                                      | 0                     | 0                 | 0                | 0          | 155.762               | 159.129           | 3.367             | 2,2         | 104.106               | 92.962            | -11.144         | -10,7       |
| Grupo minerales no metálicos                                   | Otros minerales no metálicos                   | 23.134                | 19.493            | -3.641           | -15,7      | 5.120.637             | 5.226.140         | 105.503           | 2,1         | 971.407               | 961.649           | -9.758          | -1,0        |
| Grupo abonos   | Fosfatos                                       | 0                     | 0                 | 0                | 0          | 77.560                | 119.255           | 41.695            | 53,8        | 15.908                | 3.717             | -12.191         | -76,6       |
| Grupo abonos   | Potasas  | 0                     | 0                 | 0                | 0          | 178.398               | 244.929           | 66.531            | 37,3        | 75.177                | 52.666            | -22.511         | -29,9       |
| Grupo abonos   | Abonos naturales y artificiales                | 104.342               | 57.808            | -46.534          | -44,6      | 1.116.703             | 1.069.771         | -46.932           | -4,2        | 788.334               | 877.654           | 89.320          | 11,3        |
| Grupo productos químicos                                       | Productos químicos                             | 7.894.357             | 8.521.318         | 626.961          | 7,9        | 871.481               | 754.867           | -116.614          | -13,4       | 8.559.020             | 7.757.755         | -801.265        | -9,4        |
| Grupo materiales de construcción                               | Asfalto  | 653.792               | 620.944           | -32.848          | -5,0       | 44.719                | 31.720            | -12.999           | -29,1       | 37.187                | 33.350            | -3.837          | -10,3       |
| Grupo materiales de construcción                               | Cemento y clinker                              | 0                     | 0                 | 0                | 0          | 2.358.307             | 2.087.532         | -270.775          | -11,5       | 435.605               | 356.832           | -78.773         | -18,1       |
| Grupo materiales de construcción                               | Materiales de construcción elaborados          | 0                     | 0                 | 0                | 0          | 358.696               | 584.384           | 225.688           | 62,9        | 6.170.854             | 5.745.797         | -425.057        | -6,9        |
| Grupo agroganadero y alimentario                               | Cereales y sus harinas                         | 0                     | 0                 | 0                | 0          | 5.669.943             | 5.335.444         | -334.499          | -5,9        | 805.785               | 770.582           | -35.203         | -4,4        |
| Grupo agroganadero y alimentario                               | Habas de soja                                  | 0                     | 0                 | 0                | 0          | 930.952               | 1.085.628         | 154.676           | 16,6        | 52.401                | 32.970            | -19.431         | -37,1       |
| Grupo agroganadero y alimentario                               | Frutas, hortalizas y legumbres                 | 0                     | 0                 | 0                | 0          | 16.618                | 10.695            | -5.923            | -35,6       | 3.688.159             | 4.095.909         | 407.750         | 11,1        |
| Grupo agroganadero y alimentario                               | Vinos, bebidas, alcoholes y derivados          | 44.787                | 53.635            | 8.848            | 19,8       | 0                     | 0                 | 0                 | 0           | 2.963.321             | 2.619.059         | -344.262        | -11,6       |
| Grupo agroganadero y alimentario                               | Conservas                                      | 0                     | 0                 | 0                | 0          | 0                     | 0                 | 0                 | 0           | 1.179.714             | 1.252.432         | 72.718          | 6,2         |
| Grupo agroganadero y alimentario                               | Tabaco, cacao, café y especias                 | 0                     | 0                 | 0                | 0          | 0                     | 0                 | 0                 | 0           | 1.448.767             | 1.312.807         | -135.960        | -9,4        |
| Grupo agroganadero y alimentario                               | Aceites y grasas                               | 1.423.602             | 1.872.275         | 448.673          | 31,5       | 0                     | 0                 | 0                 | 0           | 930.330               | 1.031.617         | 101.287         | 10,9        |
| Grupo agroganadero y alimentario                               | Otros productos alimenticios                   | 47.919                | 65.146            | 17.227           | 36,0       | 61.781                | 36.200            | -25.581           | -41,4       | 6.912.164             | 7.104.024         | 191.860         | 2,8         |
| Grupo agroganadero y alimentario                               | Pescado congelado y refrigerado                | 0                     | 0                 | 0                | 0          | 0                     | 0                 | 0                 | 0           | 1.162.677             | 1.362.013         | 199.336         | 17,1        |
| Grupo agroganadero y alimentario                               | Piensos y forrajes                             | 3.293                 | 6.296             | 3.003            | 91,2       | 1.410.746             | 1.290.154         | -120.592          | -8,5        | 1.618.743             | 1.330.242         | -288.501        | -17,8       |
| Grupo otras mercancías   | Maderas y corcho                               | 0                     | 0                 | 0                | 0          | 181.764               | 113.989           | -67.775           | -37,3       | 1.727.427             | 1.810.715         | 83.288          | 4,8         |
| Grupo otras mercancías   | Papel y pasta                                  | 0                     | 0                 | 0                | 0          | 0                     | 0                 | 0                 | 0           | 3.612.592             | 3.319.593         | -292.999        | -8,1        |
| Grupo otras mercancías   | Maquinaria, aparatos, herramientas y repuestos | 0                     | 0                 | 0                | 0          | 0                     | 0                 | 0                 | 0           | 4.579.032             | 4.369.780         | -209.252        | -4,6        |
| Grupo otras mercancías   | Resto de mercancías                            | 1.608                 | 477               | -1.131           | -70,3      | 36.957                | 48.809            | 11.852            | 32,1        | 9.915.070             | 9.880.053         | -35.017         | -0,4        |
| Grupo vehículos y elementos de transporte                      | Vehículos y sus piezas                         | 0                     | 0                 | 0                | 0          | 0                     | 0                 | 0                 | 0           | 3.321.836             | 3.590.078         | 268.242         | 8,1         |
| Grupo vehículos y elementos de transporte                      | Taras de equipamiento ro-ro                    | 0                     | 0                 | 0                | 0          | 0                     | 0                 | 0                 | 0           | 10.102.492            | 10.036.673        | -65.819         | -0,7        |
| Grupo vehículos y elementos de transporte                      | Taras de contenedores                          | 0                     | 0                 | 0                | 0          | 0                     | 0                 | 0                 | 0           | 12.211.995            | 12.613.216        | 401.221         | 3,3         |
| <b>TOTAL MERCANCIAS SEGÚN SU NATURALEZA Y PRESENTACIÓN (*)</b> |  | <b>59.019.073</b>     | <b>60.711.125</b> | <b>1.692.052</b> | <b>2,9</b> | <b>26.879.673</b>     | <b>25.037.390</b> | <b>-1.842.283</b> | <b>-6,9</b> | <b>91.564.143</b>     | <b>91.045.838</b> | <b>-518.305</b> | <b>-0,6</b> |

(\*) Incluye cargas, descargas, tránsito, transbordo y taras

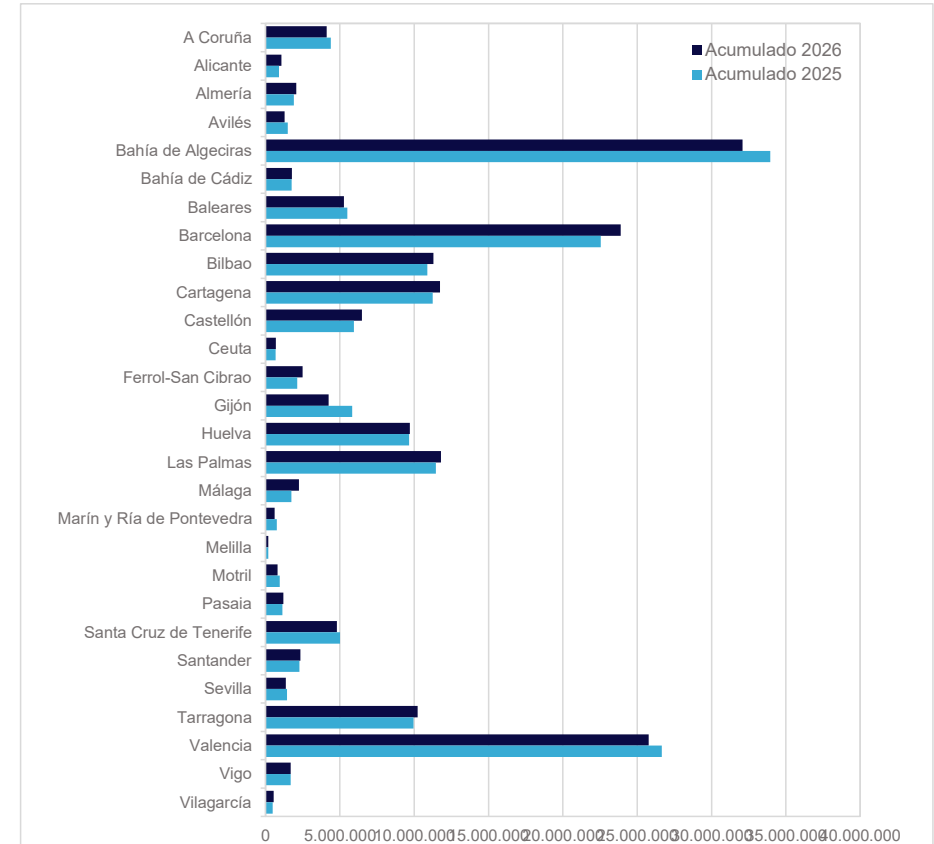
# 1. TRÁFICO PORTUARIO TOTAL

Datos en toneladas

Fecha: 22/6/2026

| Autoridad Portuaria       | Abril             |                   | Acumulado desde Enero |                    |             |
|---------------------------|-------------------|-------------------|-----------------------|--------------------|-------------|
|                           | 2025              | 2026              | 2025                  | 2026               | Var. (%)    |
| A Coruña                  | 1.128.006         | 1.322.779         | 4.390.727             | 4.102.895          | -6,6        |
| Alicante                  | 220.744           | 322.025           | 906.111               | 1.068.288          | 17,9        |
| Almería                   | 523.028           | 471.169           | 1.897.576             | 2.057.808          | 8,4         |
| Avilés                    | 359.577           | 373.259           | 1.499.826             | 1.286.974          | -14,2       |
| Bahía de Algeciras        | 8.783.134         | 8.851.325         | 33.955.408            | 32.083.514         | -5,5        |
| Bahía de Cádiz            | 461.645           | 412.799           | 1.748.637             | 1.776.747          | 1,6         |
| Baleares                  | 1.515.080         | 1.607.364         | 5.492.994             | 5.273.115          | -4,0        |
| Barcelona                 | 5.963.968         | 6.610.458         | 22.550.989            | 23.893.875         | 6,0         |
| Bilbao                    | 2.729.873         | 2.939.381         | 10.889.423            | 11.293.068         | 3,7         |
| Cartagena                 | 2.556.250         | 2.645.316         | 11.235.974            | 11.736.408         | 4,5         |
| Castellón                 | 1.516.637         | 1.879.175         | 5.942.314             | 6.488.680          | 9,2         |
| Ceuta                     | 167.855           | 207.897           | 678.914               | 695.492            | 2,4         |
| Ferrol-San Cibrao         | 681.894           | 683.070           | 2.132.383             | 2.486.216          | 16,6        |
| Gijón                     | 1.702.608         | 1.128.144         | 5.829.282             | 4.237.799          | -27,3       |
| Huelva                    | 2.553.130         | 2.636.503         | 9.663.967             | 9.710.409          | 0,5         |
| Las Palmas                | 2.921.284         | 2.870.875         | 11.463.203            | 11.798.505         | 2,9         |
| Málaga                    | 441.652           | 577.017           | 1.730.882             | 2.243.292          | 29,6        |
| Marín y Ría de Pontevedra | 159.335           | 127.028           | 748.847               | 609.181            | -18,7       |
| Melilla                   | 44.942            | 51.280            | 176.838               | 188.472            | 6,6         |
| Motril                    | 289.969           | 169.691           | 949.525               | 801.374            | -15,6       |
| Pasaia                    | 263.340           | 324.998           | 1.133.431             | 1.201.262          | 6,0         |
| Santa Cruz de Tenerife    | 1.196.016         | 1.116.835         | 5.006.028             | 4.799.270          | -4,1        |
| Santander                 | 521.443           | 634.187           | 2.273.247             | 2.346.980          | 3,2         |
| Sevilla                   | 358.375           | 341.778           | 1.448.239             | 1.368.288          | -5,5        |
| Tarragona                 | 2.768.705         | 2.833.375         | 9.944.556             | 10.226.116         | 2,8         |
| Valencia                  | 7.212.265         | 7.011.200         | 26.655.967            | 25.771.997         | -3,3        |
| Vigo                      | 460.412           | 456.677           | 1.695.289             | 1.681.610          | -0,8        |
| Vilagarcía                | 125.161           | 141.632           | 483.588               | 538.984            | 11,5        |
| <b>TOTAL</b>              | <b>47.626.327</b> | <b>48.747.238</b> | <b>182.524.165</b>    | <b>181.766.620</b> | <b>-0,4</b> |

Incluye cargas, descargas, tránsito, transbordo y taras



# 1.1. MERCANCÍAS SEGÚN SU PRESENTACIÓN

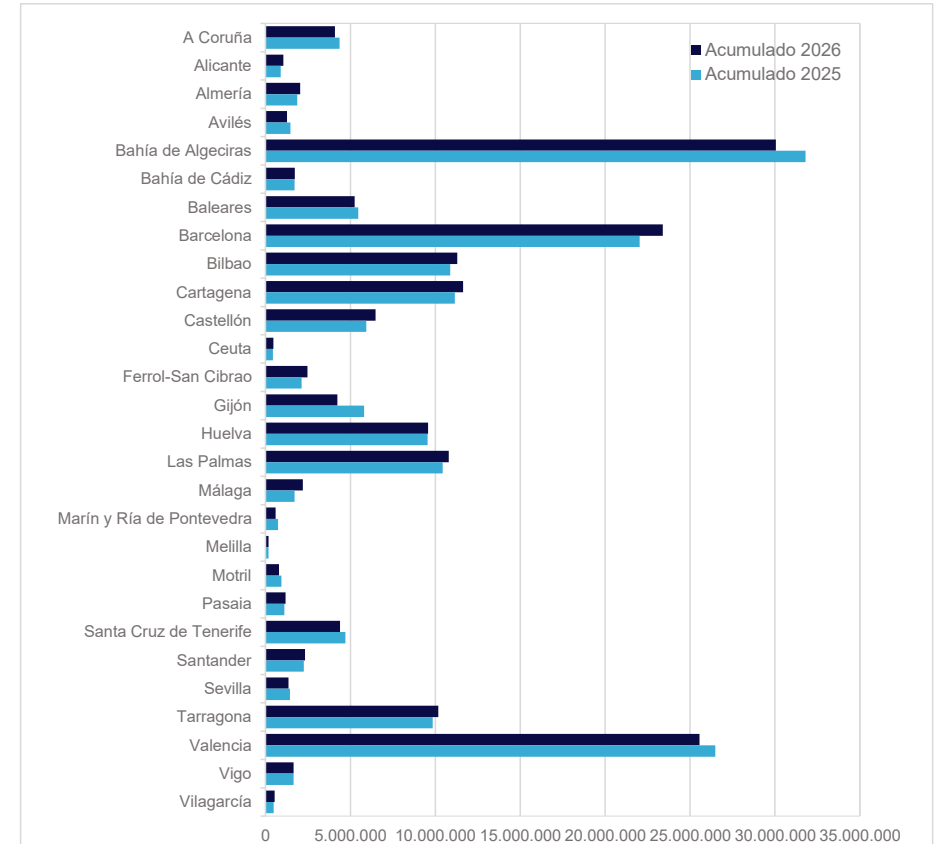
(graneles líquidos, graneles sólidos y mercancía general)

Datos en toneladas

Fecha: 22/6/2026

| Autoridad Portuaria       | Abril             |                   | Acumulado desde Enero |                    |             |
|---------------------------|-------------------|-------------------|-----------------------|--------------------|-------------|
|                           | 2025              | 2026              | 2025                  | 2026               | Var. (%)    |
| A Coruña                  | 1.120.805         | 1.317.906         | 4.363.490             | 4.085.953          | -6,4        |
| Alicante                  | 219.628           | 320.833           | 902.833               | 1.060.386          | 17,5        |
| Almería                   | 517.552           | 466.194           | 1.876.551             | 2.036.810          | 8,5         |
| Avilés                    | 353.879           | 369.032           | 1.466.518             | 1.272.064          | -13,3       |
| Bahía de Algeciras        | 8.269.188         | 8.401.349         | 31.795.146            | 30.047.878         | -5,5        |
| Bahía de Cádiz            | 451.911           | 401.537           | 1.710.709             | 1.731.878          | 1,2         |
| Baleares                  | 1.505.985         | 1.598.407         | 5.461.456             | 5.250.832          | -3,9        |
| Barcelona                 | 5.814.134         | 6.449.287         | 22.025.697            | 23.390.403         | 6,2         |
| Bilbao                    | 2.727.974         | 2.937.031         | 10.881.929            | 11.285.663         | 3,7         |
| Cartagena                 | 2.533.678         | 2.622.277         | 11.154.749            | 11.641.396         | 4,4         |
| Castellón                 | 1.515.085         | 1.877.393         | 5.936.227             | 6.479.005          | 9,1         |
| Ceuta                     | 109.216           | 125.827           | 432.895               | 462.757            | 6,9         |
| Ferrol-San Cibrao         | 680.087           | 682.231           | 2.127.788             | 2.477.028          | 16,4        |
| Gijón                     | 1.695.395         | 1.126.564         | 5.812.893             | 4.235.415          | -27,1       |
| Huelva                    | 2.533.761         | 2.615.931         | 9.548.807             | 9.567.473          | 0,2         |
| Las Palmas                | 2.622.563         | 2.615.118         | 10.429.151            | 10.792.782         | 3,5         |
| Málaga                    | 430.491           | 568.406           | 1.708.281             | 2.198.108          | 28,7        |
| Marín y Ría de Pontevedra | 157.674           | 125.472           | 740.375               | 601.968            | -18,7       |
| Melilla                   | 44.273            | 51.247            | 175.170               | 187.332            | 6,9         |
| Motril                    | 287.659           | 167.330           | 942.217               | 795.125            | -15,6       |
| Pasaia                    | 258.422           | 319.840           | 1.113.181             | 1.183.254          | 6,3         |
| Santa Cruz de Tenerife    | 1.116.108         | 1.025.815         | 4.710.434             | 4.396.969          | -6,7        |
| Santander                 | 516.259           | 629.461           | 2.253.640             | 2.330.721          | 3,4         |
| Sevilla                   | 353.747           | 341.778           | 1.435.703             | 1.360.644          | -5,2        |
| Tarragona                 | 2.760.101         | 2.824.895         | 9.841.593             | 10.179.952         | 3,4         |
| Valencia                  | 7.169.489         | 6.961.693         | 26.484.783            | 25.555.595         | -3,5        |
| Vigo                      | 447.155           | 448.733           | 1.649.518             | 1.651.328          | 0,1         |
| Vilagarcía                | 124.523           | 140.591           | 481.155               | 535.634            | 11,3        |
| <b>TOTAL</b>              | <b>46.336.742</b> | <b>47.532.178</b> | <b>177.462.889</b>    | <b>176.794.353</b> | <b>-0,4</b> |

Incluye cargas, descargas, tránsito, transbordo y taras



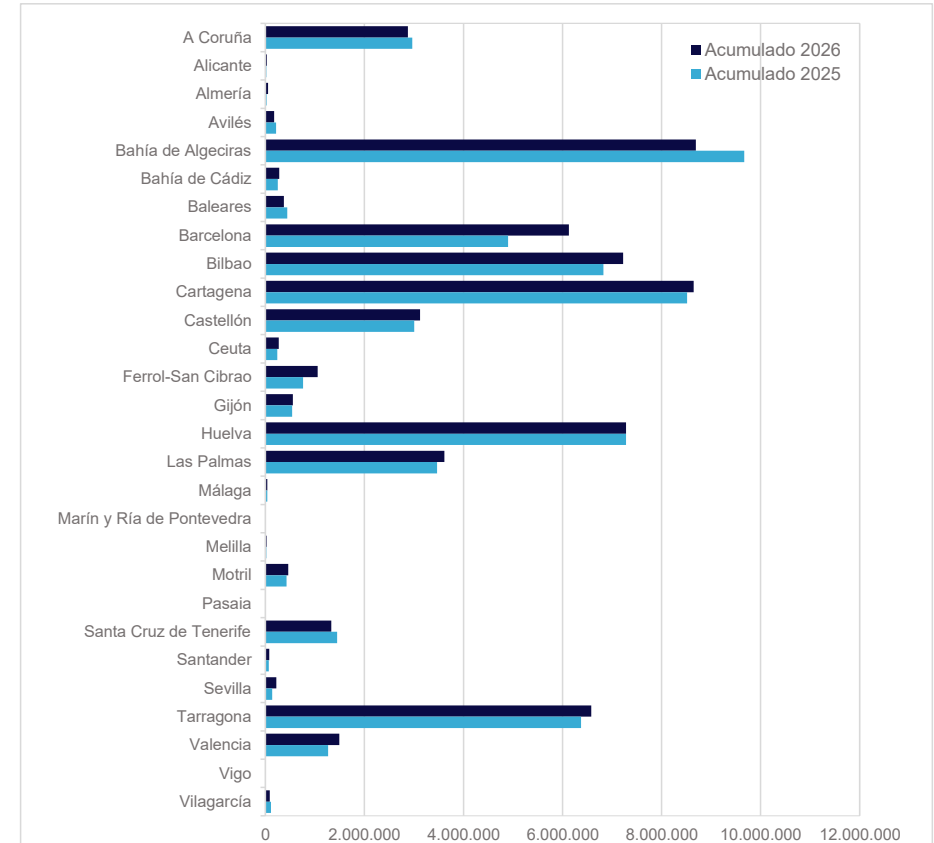
## 2. GRANELES LÍQUIDOS

Datos en toneladas

| Autoridad Portuaria       | Abril             |                   | Acumulado desde Enero |                   |            |
|---------------------------|-------------------|-------------------|-----------------------|-------------------|------------|
|                           | 2025              | 2026              | 2025                  | 2026              | Var. (%)   |
| A Coruña                  | 795.980           | 945.428           | 2.968.094             | 2.876.378         | -3,1       |
| Alicante                  | 7.505             | 7.046             | 17.039                | 26.802            | 57,3       |
| Almería                   | 0                 | 12.018            | 26.263                | 53.925            | 105,3      |
| Avilés                    | 71.466            | 51.827            | 214.278               | 178.014           | -16,9      |
| Bahía de Algeciras        | 2.417.430         | 2.488.733         | 9.671.359             | 8.691.513         | -10,1      |
| Bahía de Cádiz            | 99.981            | 93.673            | 251.392               | 280.933           | 11,8       |
| Baleares                  | 110.446           | 178.960           | 442.992               | 374.815           | -15,4      |
| Barcelona                 | 1.706.167         | 1.862.348         | 4.898.834             | 6.130.998         | 25,2       |
| Bilbao                    | 1.777.482         | 1.845.577         | 6.826.822             | 7.222.300         | 5,8        |
| Cartagena                 | 1.989.885         | 1.876.379         | 8.517.692             | 8.650.730         | 1,6        |
| Castellón                 | 748.775           | 830.888           | 3.006.355             | 3.125.345         | 4,0        |
| Ceuta                     | 63.691            | 75.760            | 238.002               | 268.403           | 12,8       |
| Ferrol-San Cibrao         | 229.334           | 251.010           | 759.903               | 1.057.261         | 39,1       |
| Gijón                     | 140.157           | 144.493           | 537.662               | 555.556           | 3,3        |
| Huelva                    | 1.924.135         | 1.960.742         | 7.281.232             | 7.282.261         | 0,0        |
| Las Palmas                | 925.307           | 823.076           | 3.465.548             | 3.612.620         | 4,2        |
| Málaga                    | 3.656             | 8.517             | 38.044                | 37.261            | -2,1       |
| Marín y Ría de Pontevedra | 0                 | 0                 | 0                     | 0                 |            |
| Melilla                   | 6.662             | 8.118             | 21.196                | 26.483            | 24,9       |
| Motril                    | 113.916           | 100.692           | 425.601               | 462.160           | 8,6        |
| Pasaia                    | 0                 | 0                 | 0                     | 0                 |            |
| Santa Cruz de Tenerife    | 359.127           | 314.144           | 1.446.401             | 1.330.004         | -8,0       |
| Santander                 | 13.793            | 37.437            | 69.257                | 76.612            | 10,6       |
| Sevilla                   | 44.552            | 28.054            | 138.473               | 220.511           | 59,2       |
| Tarragona                 | 1.913.103         | 1.975.054         | 6.373.057             | 6.581.195         | 3,3        |
| Valencia                  | 238.605           | 319.032           | 1.265.603             | 1.491.487         | 17,8       |
| Vigo                      | 3.468             | 2.500             | 6.454                 | 10.769            | 66,9       |
| Vilagarcía                | 42.875            | 19.491            | 111.520               | 86.789            | -22,2      |
| <b>TOTAL</b>              | <b>15.747.498</b> | <b>16.260.997</b> | <b>59.019.073</b>     | <b>60.711.125</b> | <b>2,9</b> |

Incluye cargas, descargas, tránsito y transbordo

Fecha: 22/6/2026

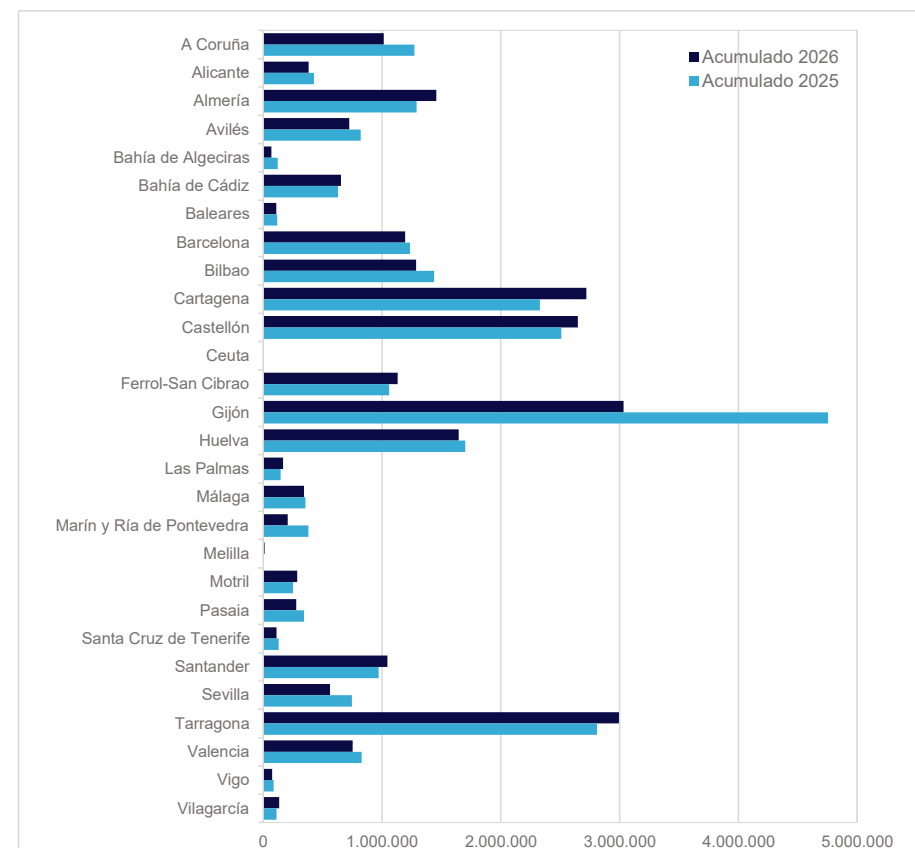


### 3. GRANELES SÓLIDOS

Datos en toneladas

| Autoridad Portuaria       | Abril            |                  | Acumulado desde Enero |                   |             |
|---------------------------|------------------|------------------|-----------------------|-------------------|-------------|
|                           | 2025             | 2026             | 2025                  | 2026              | Var. (%)    |
| A Coruña                  | 290.729          | 295.779          | 1.273.195             | 1.013.906         | -20,4       |
| Alicante                  | 109.853          | 123.391          | 427.742               | 382.275           | -10,6       |
| Almería                   | 376.463          | 321.134          | 1.291.868             | 1.457.219         | 12,8        |
| Avilés                    | 151.006          | 194.810          | 819.820               | 723.761           | -11,7       |
| Bahía de Algeciras        | 30.579           | 9.365            | 121.520               | 68.715            | -43,5       |
| Bahía de Cádiz            | 158.853          | 119.875          | 630.544               | 653.597           | 3,7         |
| Baleares                  | 23.239           | 34.731           | 118.444               | 110.117           | -7,0        |
| Barcelona                 | 244.672          | 281.038          | 1.235.461             | 1.194.310         | -3,3        |
| Bilbao                    | 341.722          | 340.635          | 1.437.802             | 1.287.332         | -10,5       |
| Cartagena                 | 470.706          | 666.313          | 2.329.464             | 2.719.606         | 16,7        |
| Castellón                 | 646.294          | 833.538          | 2.510.346             | 2.647.688         | 5,5         |
| Ceuta                     | 0                | 1.691            | 2.700                 | 4.077             | 51,0        |
| Ferrol-San Cibrao         | 301.959          | 355.945          | 1.058.892             | 1.131.558         | 6,9         |
| Gijón                     | 1.415.796        | 798.757          | 4.754.749             | 3.032.721         | -36,2       |
| Huelva                    | 412.648          | 501.892          | 1.701.283             | 1.644.953         | -3,3        |
| Las Palmas                | 35.215           | 52.436           | 146.607               | 166.966           | 13,9        |
| Málaga                    | 57.479           | 81.245           | 354.996               | 343.835           | -3,1        |
| Marín y Ría de Pontevedra | 64.106           | 21.277           | 380.907               | 205.419           | -46,1       |
| Melilla                   | 3.710            | 4.716            | 3.710                 | 10.997            | 196,4       |
| Motril                    | 102.800          | 45.751           | 250.844               | 285.167           | 13,7        |
| Pasaia                    | 66.688           | 75.981           | 342.845               | 277.895           | -18,9       |
| Santa Cruz de Tenerife    | 15.467           | 14.851           | 130.401               | 110.639           | -15,2       |
| Santander                 | 204.944          | 249.596          | 971.020               | 1.044.494         | 7,6         |
| Sevilla                   | 165.954          | 154.772          | 747.000               | 562.706           | -24,7       |
| Tarragona                 | 683.832          | 663.627          | 2.810.599             | 2.993.769         | 6,5         |
| Valencia                  | 219.075          | 208.179          | 828.678               | 753.011           | -9,1        |
| Vigo                      | 21.043           | 22.951           | 86.798                | 75.486            | -13,0       |
| Vilagarcía                | 18.826           | 37.730           | 111.438               | 135.171           | 21,3        |
| <b>TOTAL</b>              | <b>6.633.658</b> | <b>6.512.006</b> | <b>26.879.673</b>     | <b>25.037.390</b> | <b>-6,9</b> |

Fecha: 22/6/2026



Incluye cargas, descargas, tránsito y transbordo

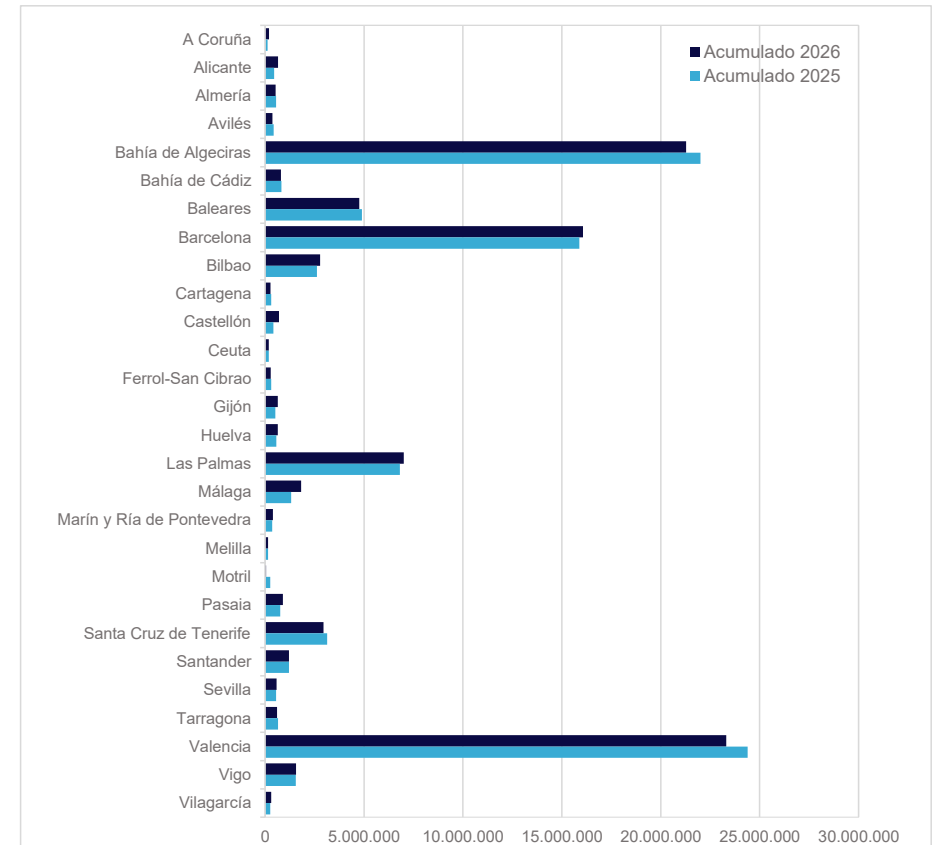
## 4. MERCANCÍA GENERAL

Datos en toneladas

| Autoridad Portuaria       | Abril             |                   | Acumulado desde Enero |                   |             |
|---------------------------|-------------------|-------------------|-----------------------|-------------------|-------------|
|                           | 2025              | 2026              | 2025                  | 2026              | Var. (%)    |
| A Coruña                  | 34.096            | 76.699            | 122.201               | 195.669           | 60,1        |
| Alicante                  | 102.270           | 190.396           | 458.052               | 651.309           | 42,2        |
| Almería                   | 141.089           | 133.042           | 558.420               | 525.666           | -5,9        |
| Avilés                    | 131.407           | 122.395           | 432.420               | 370.289           | -14,4       |
| Bahía de Algeciras        | 5.821.179         | 5.903.251         | 22.002.267            | 21.287.650        | -3,2        |
| Bahía de Cádiz            | 193.077           | 187.989           | 828.773               | 797.348           | -3,8        |
| Baleares                  | 1.372.300         | 1.384.716         | 4.900.020             | 4.765.900         | -2,7        |
| Barcelona                 | 3.863.295         | 4.305.901         | 15.891.402            | 16.065.095        | 1,1         |
| Bilbao                    | 608.770           | 750.819           | 2.617.305             | 2.776.031         | 6,1         |
| Cartagena                 | 73.087            | 79.585            | 307.593               | 271.060           | -11,9       |
| Castellón                 | 120.016           | 212.967           | 419.526               | 705.972           | 68,3        |
| Ceuta                     | 45.525            | 48.376            | 192.193               | 190.277           | -1,0        |
| Ferrol-San Cibrao         | 148.794           | 75.276            | 308.993               | 288.209           | -6,7        |
| Gijón                     | 139.442           | 183.314           | 520.482               | 647.138           | 24,3        |
| Huelva                    | 196.978           | 153.297           | 566.292               | 640.259           | 13,1        |
| Las Palmas                | 1.662.041         | 1.739.606         | 6.816.996             | 7.013.196         | 2,9         |
| Málaga                    | 369.356           | 478.644           | 1.315.241             | 1.817.012         | 38,2        |
| Marín y Ría de Pontevedra | 93.568            | 104.195           | 359.468               | 396.549           | 10,3        |
| Melilla                   | 33.901            | 38.413            | 150.264               | 149.852           | -0,3        |
| Motril                    | 70.943            | 20.887            | 265.772               | 47.798            | -82,0       |
| Pasaia                    | 191.734           | 243.859           | 770.336               | 905.359           | 17,5        |
| Santa Cruz de Tenerife    | 741.514           | 696.820           | 3.133.632             | 2.956.326         | -5,7        |
| Santander                 | 297.522           | 342.428           | 1.213.363             | 1.209.615         | -0,3        |
| Sevilla                   | 143.241           | 158.952           | 550.230               | 577.427           | 4,9         |
| Tarragona                 | 163.166           | 186.214           | 657.937               | 604.988           | -8,0        |
| Valencia                  | 6.711.809         | 6.434.482         | 24.390.502            | 23.311.097        | -4,4        |
| Vigo                      | 422.644           | 423.282           | 1.556.266             | 1.565.073         | 0,6         |
| Vilagarcía                | 62.822            | 83.370            | 258.197               | 313.674           | 21,5        |
| <b>TOTAL</b>              | <b>23.955.586</b> | <b>24.759.175</b> | <b>91.564.143</b>     | <b>91.045.838</b> | <b>-0,6</b> |

Incluye cargas, descargas, tránsito, transbordo y taras

Fecha: 22/6/2026



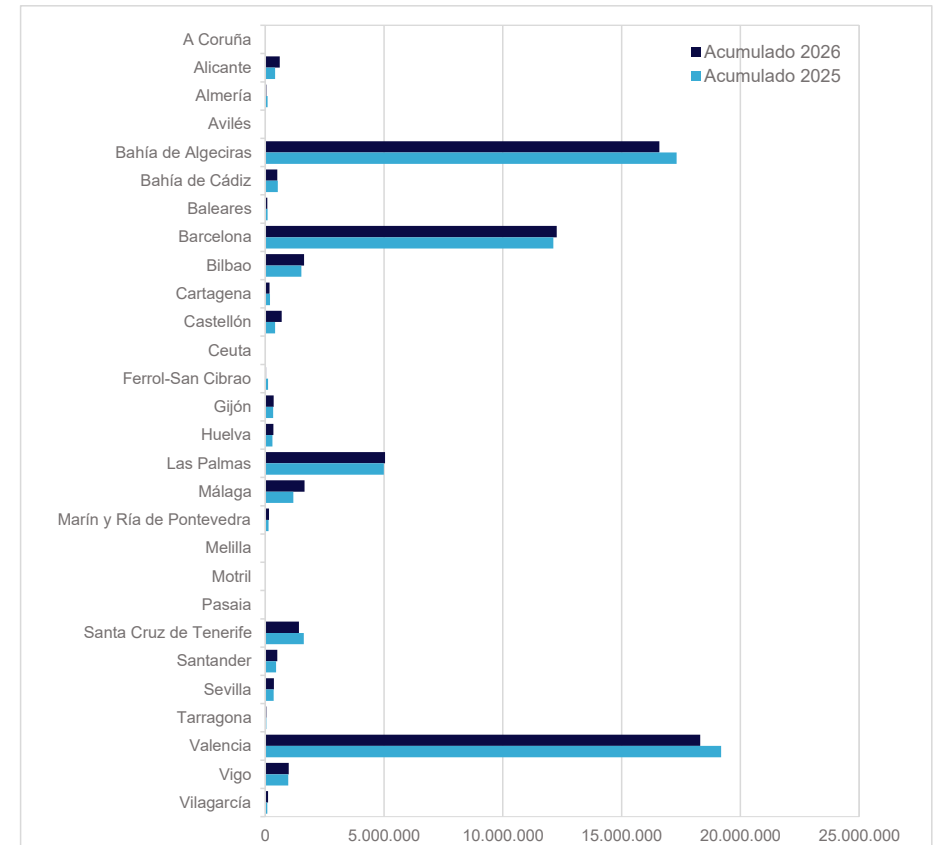
## 4.1. MERCANCÍA GENERAL EN CONTENEDORES

Datos en toneladas

| Autoridad Portuaria       | Abril             |                   | Acumulado desde Enero |                   |             |
|---------------------------|-------------------|-------------------|-----------------------|-------------------|-------------|
|                           | 2025              | 2026              | 2025                  | 2026              | Var. (%)    |
| A Coruña                  | 0                 | 0                 | 13                    | 0                 | -100,0      |
| Alicante                  | 93.820            | 176.217           | 415.840               | 606.065           | 45,7        |
| Almería                   | 29.734            | 12.298            | 99.413                | 49.775            | -49,9       |
| Avilés                    | 0                 | 0                 | 0                     | 74                |             |
| Bahía de Algeciras        | 4.691.317         | 4.648.089         | 17.321.660            | 16.589.771        | -4,2        |
| Bahía de Cádiz            | 133.252           | 121.705           | 524.012               | 509.684           | -2,7        |
| Baleares                  | 29.275            | 25.907            | 93.007                | 85.238            | -8,4        |
| Barcelona                 | 2.867.946         | 3.251.230         | 12.128.183            | 12.267.370        | 1,1         |
| Bilbao                    | 386.868           | 462.141           | 1.519.973             | 1.632.995         | 7,4         |
| Cartagena                 | 55.940            | 59.408            | 197.728               | 184.012           | -6,9        |
| Castellón                 | 117.513           | 207.262           | 415.559               | 688.485           | 65,7        |
| Ceuta                     | 5.521             | 6.194             | 22.245                | 24.482            | 10,1        |
| Ferrol-San Cibrao         | 80.542            | 886               | 119.494               | 33.051            | -72,3       |
| Gijón                     | 80.754            | 90.727            | 330.645               | 355.997           | 7,7         |
| Huelva                    | 110.679           | 80.515            | 298.127               | 344.031           | 15,4        |
| Las Palmas                | 1.194.243         | 1.265.291         | 4.995.981             | 5.044.469         | 1,0         |
| Málaga                    | 337.805           | 441.488           | 1.177.724             | 1.655.423         | 40,6        |
| Marín y Ría de Pontevedra | 29.524            | 46.393            | 136.725               | 158.985           | 16,3        |
| Melilla                   | 2.126             | 2.247             | 10.337                | 8.407             | -18,7       |
| Motril                    | 339               | 0                 | 621                   | 0                 | -100,0      |
| Pasaia                    | 0                 | 0                 | 0                     | 0                 |             |
| Santa Cruz de Tenerife    | 368.456           | 321.121           | 1.620.165             | 1.422.926         | -12,2       |
| Santander                 | 106.543           | 125.230           | 451.801               | 505.812           | 12,0        |
| Sevilla                   | 85.992            | 98.811            | 355.674               | 363.856           | 2,3         |
| Tarragona                 | 10.768            | 15.330            | 46.696                | 49.665            | 6,4         |
| Valencia                  | 5.353.372         | 5.052.404         | 19.190.395            | 18.306.289        | -4,6        |
| Vigo                      | 289.526           | 257.713           | 964.554               | 992.762           | 2,9         |
| Vilagarcía                | 23.227            | 29.553            | 88.635                | 116.946           | 31,9        |
| <b>TOTAL</b>              | <b>16.485.082</b> | <b>16.798.160</b> | <b>62.525.207</b>     | <b>61.996.570</b> | <b>-0,8</b> |

Incluye cargas, descargas, tránsito, transbordo y taras

Fecha: 22/6/2026

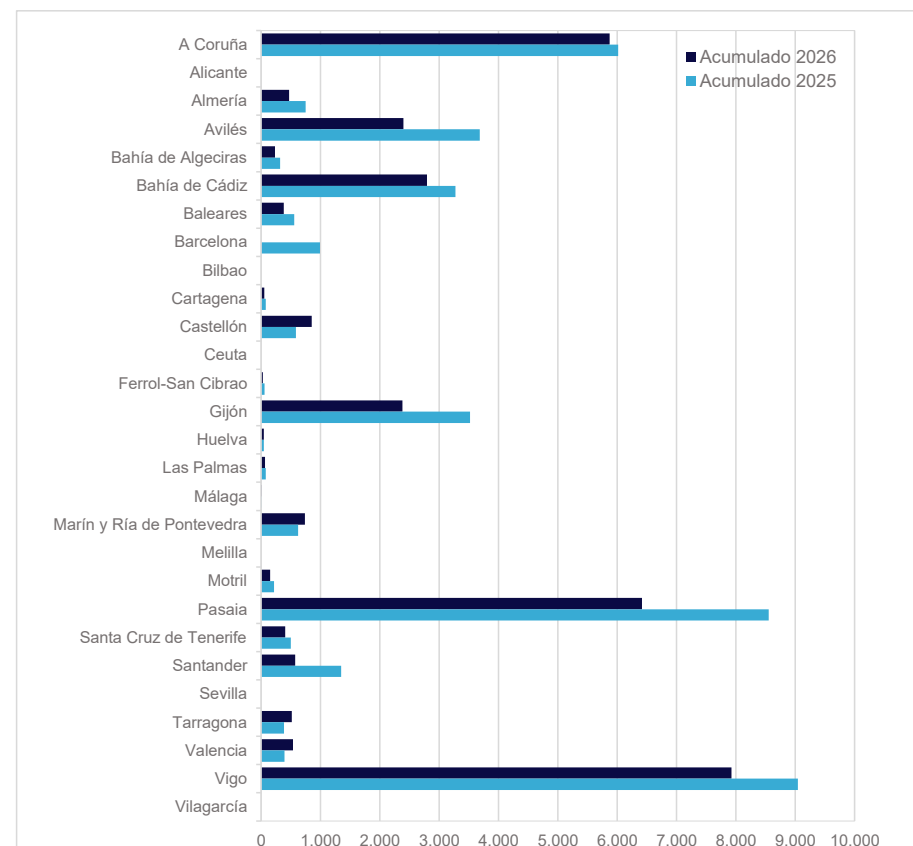


## 5. PESCA

Datos en toneladas

| Autoridad Portuaria       | Abril         |               | Acumulado desde Enero |               |              |
|---------------------------|---------------|---------------|-----------------------|---------------|--------------|
|                           | 2025          | 2026          | 2025                  | 2026          | Var. (%)     |
| A Coruña                  | 2.245         | 2.484         | 6.015                 | 5.874         | -2,3         |
| Alicante                  | 0             | 0             | 0                     | 0             |              |
| Almería                   | 270           | 112           | 751                   | 474           | -36,9        |
| Avilés                    | 1.565         | 755           | 3.686                 | 2.399         | -34,9        |
| Bahía de Algeciras        | 75            | 61            | 319                   | 235           | -26,4        |
| Bahía de Cádiz            | 860           | 861           | 3.274                 | 2.794         | -14,6        |
| Baleares                  | 194           | 167           | 560                   | 384           | -31,4        |
| Barcelona                 | 243           | 0             | 994                   | 0             | -100,0       |
| Bilbao                    | 0             | 0             | 0                     | 0             |              |
| Cartagena                 | 30            | 22            | 77                    | 52            | -32,0        |
| Castellón                 | 96            | 95            | 585                   | 852           | 45,7         |
| Ceuta                     | 0             | 0             | 0                     | 0             |              |
| Ferrol-San Cibrao         | 8             | 6             | 60                    | 29            | -52,3        |
| Gijón                     | 1.178         | 1.580         | 3.523                 | 2.384         | -32,3        |
| Huelva                    | 18            | 16            | 46                    | 47            | 2,2          |
| Las Palmas                | 23            | 26            | 79                    | 65            | -18,7        |
| Málaga                    | 3             | 2             | 7                     | 9             | 33,1         |
| Marín y Ría de Pontevedra | 146           | 153           | 624                   | 738           | 18,3         |
| Melilla                   | 0             | 0             | 0                     | 0             |              |
| Motril                    | 59            | 36            | 218                   | 154           | -29,4        |
| Pasaia                    | 2.717         | 2.171         | 8.554                 | 6.419         | -25,0        |
| Santa Cruz de Tenerife    | 175           | 122           | 503                   | 406           | -19,1        |
| Santander                 | 416           | 218           | 1.348                 | 575           | -57,3        |
| Sevilla                   | 0             | 0             | 0                     | 0             |              |
| Tarragona                 | 146           | 178           | 385                   | 518           | 34,4         |
| Valencia                  | 53            | 53            | 395                   | 537           | 36,1         |
| Vigo                      | 2.418         | 2.345         | 9.044                 | 7.928         | -12,3        |
| Vilagarcía                | 0             | 0             | 0                     | 0             |              |
| <b>TOTAL</b>              | <b>12.937</b> | <b>11.464</b> | <b>41.047</b>         | <b>32.874</b> | <b>-19,9</b> |

Fecha: 22/6/2026



Incluye descargas de peces, moluscos, crustáceos y otros productos

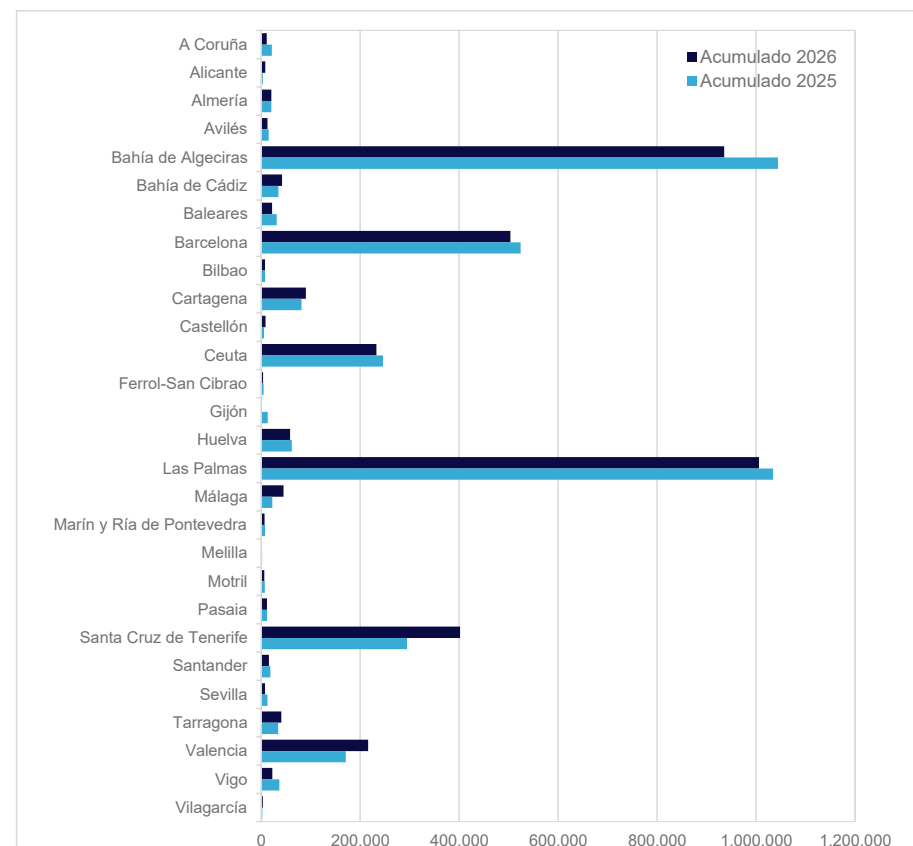
## 6. AVITUALLAMIENTO

Datos en toneladas

| Autoridad Portuaria       | Abril            |                | Acumulado desde Enero |                  |             |
|---------------------------|------------------|----------------|-----------------------|------------------|-------------|
|                           | 2025             | 2026           | 2025                  | 2026             | Var. (%)    |
| A Coruña                  | 4.956            | 2.389          | 21.222                | 11.068           | -47,8       |
| Alicante                  | 1.116            | 1.192          | 3.278                 | 7.902            | 141,1       |
| Almería                   | 5.206            | 4.863          | 20.274                | 20.524           | 1,2         |
| Avilés                    | 4.133            | 3.472          | 14.922                | 12.511           | -16,2       |
| Bahía de Algeciras        | 252.632          | 211.756        | 1.043.971             | 935.204          | -10,4       |
| Bahía de Cádiz            | 8.874            | 10.401         | 34.654                | 42.075           | 21,4        |
| Baleares                  | 8.901            | 8.790          | 30.978                | 21.875           | -29,4       |
| Barcelona                 | 149.591          | 161.171        | 524.298               | 503.472          | -4,0        |
| Bilbao                    | 1.899            | 2.350          | 7.494                 | 7.405            | -1,2        |
| Cartagena                 | 22.542           | 23.017         | 81.148                | 90.018           | 10,9        |
| Castellón                 | 1.456            | 1.687          | 5.502                 | 8.823            | 60,4        |
| Ceuta                     | 58.639           | 82.070         | 246.019               | 232.735          | -5,4        |
| Ferrol-San Cibrao         | 1.799            | 833            | 4.535                 | 3.560            | -21,5       |
| Gijón                     | 6.035            | 0              | 12.866                | 0                | -100,0      |
| Huelva                    | 13.355           | 20.556         | 61.748                | 58.046           | -6,0        |
| Las Palmas                | 298.698          | 255.731        | 1.033.973             | 1.005.658        | -2,7        |
| Málaga                    | 11.158           | 8.609          | 22.594                | 45.175           | 99,9        |
| Marín y Ría de Pontevedra | 1.515            | 1.403          | 7.848                 | 6.475            | -17,5       |
| Melilla                   | 669              | 33             | 1.668                 | 1.140            | -31,7       |
| Motril                    | 2.251            | 2.325          | 7.090                 | 6.095            | -14,0       |
| Pasaia                    | 2.201            | 2.987          | 11.696                | 11.589           | -0,9        |
| Santa Cruz de Tenerife    | 79.556           | 90.793         | 294.412               | 401.517          | 36,4        |
| Santander                 | 4.768            | 4.508          | 18.259                | 15.683           | -14,1       |
| Sevilla                   | 4.628            | 0              | 12.536                | 7.644            | -39,0       |
| Tarragona                 | 8.458            | 5.844          | 33.958                | 40.789           | 20,1        |
| Valencia                  | 42.723           | 49.454         | 170.789               | 215.865          | 26,4        |
| Vigo                      | 10.839           | 5.599          | 36.643                | 22.354           | -39,0       |
| Vilagarcía                | 638              | 1.041          | 2.433                 | 3.350            | 37,7        |
| <b>TOTAL</b>              | <b>1.009.236</b> | <b>962.874</b> | <b>3.766.808</b>      | <b>3.738.552</b> | <b>-0,8</b> |

Incluye cargas de combustibles líquidos, agua, hielo, provisiones y varios

Fecha: 22/6/2026



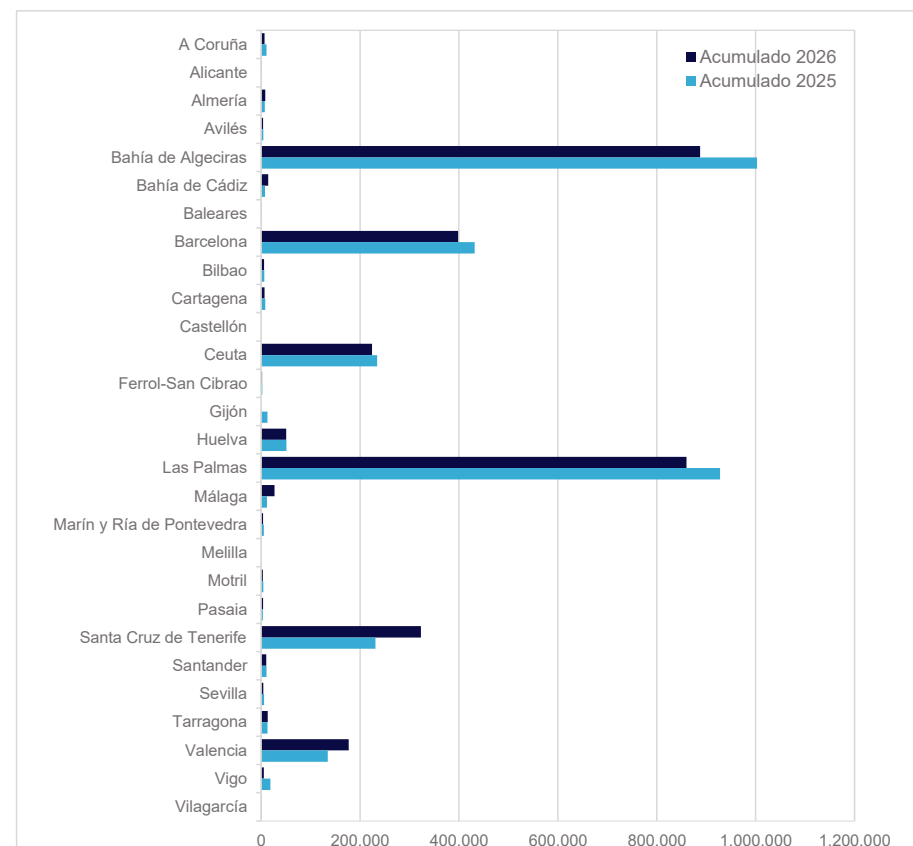
## 6.1. AVITUALLAMIENTO DE COMBUSTIBLES LÍQUIDOS

Datos en toneladas

| Autoridad Portuaria       | Abril          |                | Acumulado desde Enero |                  |             |
|---------------------------|----------------|----------------|-----------------------|------------------|-------------|
|                           | 2025           | 2026           | 2025                  | 2026             | Var. (%)    |
| A Coruña                  | 3.138          | 1.906          | 11.161                | 7.193            | -35,6       |
| Alicante                  | 260            | 116            | 508                   | 584              | 15,0        |
| Almería                   | 1.965          | 2.048          | 7.603                 | 8.666            | 14,0        |
| Avilés                    | 1.009          | 951            | 4.479                 | 3.853            | -14,0       |
| Bahía de Algeciras        | 242.232        | 197.950        | 1.002.536             | 887.885          | -11,4       |
| Bahía de Cádiz            | 1.812          | 2.981          | 8.196                 | 14.336           | 74,9        |
| Baleares                  | 0              | 0              | 62                    | 77               | 24,2        |
| Barcelona                 | 116.190        | 123.626        | 431.964               | 398.241          | -7,8        |
| Bilbao                    | 1.642          | 2.036          | 6.318                 | 6.156            | -2,6        |
| Cartagena                 | 2.058          | 1.592          | 8.314                 | 6.899            | -17,0       |
| Castellón                 | 0              | 0              | 0                     | 0                |             |
| Ceuta                     | 55.565         | 80.807         | 234.839               | 224.561          | -4,4        |
| Ferrol-San Cibrao         | 683            | 213            | 2.424                 | 2.103            | -13,2       |
| Gijón                     | 6.035          | 0              | 12.866                | 0                | -100,0      |
| Huelva                    | 10.604         | 18.378         | 51.394                | 50.800           | -1,2        |
| Las Palmas                | 274.068        | 222.810        | 928.110               | 860.315          | -7,3        |
| Málaga                    | 5.199          | 2.089          | 12.114                | 27.046           | 123,3       |
| Marín y Ría de Pontevedra | 1.129          | 866            | 5.735                 | 4.208            | -26,6       |
| Melilla                   | 0              | 0              | 0                     | 0                |             |
| Motril                    | 1.195          | 1.077          | 4.459                 | 3.518            | -21,1       |
| Pasaia                    | 771            | 945            | 3.477                 | 4.090            | 17,6        |
| Santa Cruz de Tenerife    | 65.978         | 78.472         | 231.036               | 323.278          | 39,9        |
| Santander                 | 2.631          | 2.549          | 10.812                | 10.444           | -3,4        |
| Sevilla                   | 1.498          | 0              | 5.891                 | 4.632            | -21,4       |
| Tarragona                 | 2.929          | 1.220          | 12.919                | 13.142           | 1,7         |
| Valencia                  | 32.936         | 41.680         | 134.918               | 177.317          | 31,4        |
| Vigo                      | 4.960          | 0              | 18.815                | 5.335            | -71,6       |
| Vilagarcía                | 206            | 0              | 853                   | 133              | -84,4       |
| <b>TOTAL</b>              | <b>836.693</b> | <b>784.312</b> | <b>3.151.803</b>      | <b>3.044.812</b> | <b>-3,4</b> |

Incluye cargas de combustibles líquidos

Fecha: 22/6/2026



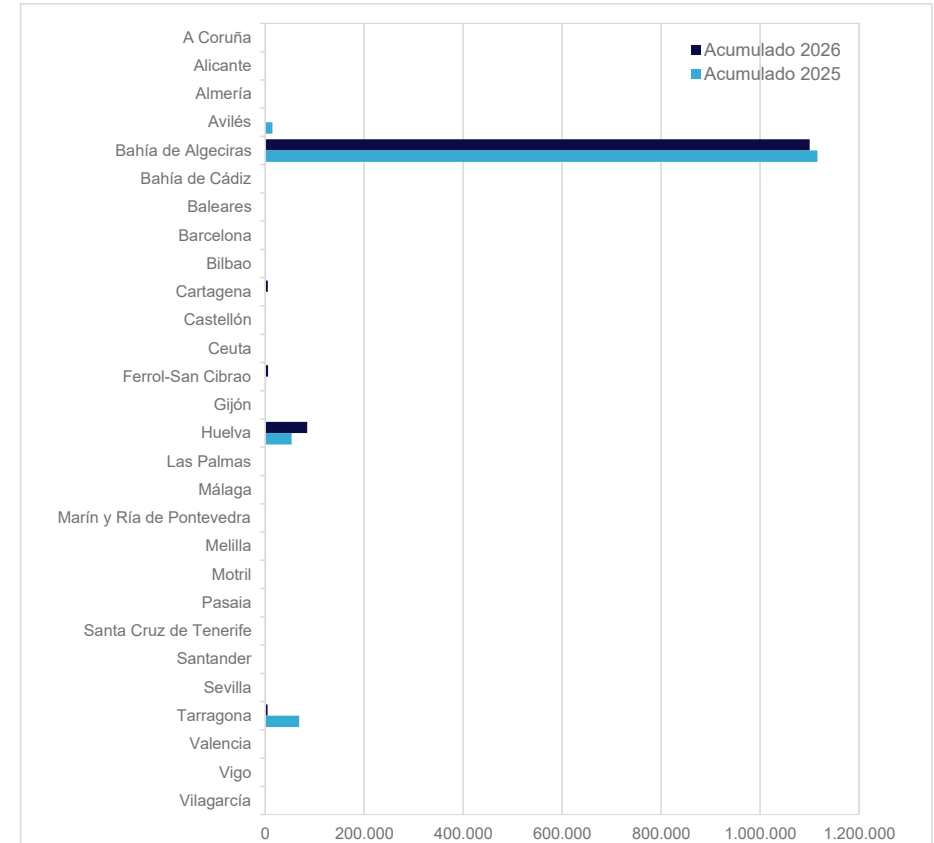
## 7. TRÁFICO INTERIOR

Datos en toneladas

| Autoridad Portuaria       | Abril          |                | Acumulado desde Enero |                  |             |
|---------------------------|----------------|----------------|-----------------------|------------------|-------------|
|                           | 2025           | 2026           | 2025                  | 2026             | Var. (%)    |
| A Coruña                  | 0              | 0              | 0                     | 0                |             |
| Alicante                  | 0              | 0              | 0                     | 0                |             |
| Almería                   | 0              | 0              | 0                     | 0                |             |
| Avilés                    | 0              | 0              | 14.700                | 0                | -100,0      |
| Bahía de Algeciras        | 261.239        | 238.159        | 1.115.972             | 1.100.197        | -1,4        |
| Bahía de Cádiz            | 0              | 0              | 0                     | 0                |             |
| Baleares                  | 0              | 0              | 0                     | 24               |             |
| Barcelona                 | 0              | 0              | 0                     | 0                |             |
| Bilbao                    | 0              | 0              | 0                     | 0                |             |
| Cartagena                 | 0              | 0              | 0                     | 4.942            |             |
| Castellón                 | 0              | 0              | 0                     | 0                |             |
| Ceuta                     | 0              | 0              | 0                     | 0                |             |
| Ferrol-San Cibrao         | 0              | 0              | 0                     | 5.599            |             |
| Gijón                     | 0              | 0              | 0                     | 0                |             |
| Huelva                    | 5.996          | 0              | 53.366                | 84.843           | 59,0        |
| Las Palmas                | 0              | 0              | 0                     | 0                |             |
| Málaga                    | 0              | 0              | 0                     | 0                |             |
| Marín y Ría de Pontevedra | 0              | 0              | 0                     | 0                |             |
| Melilla                   | 0              | 0              | 0                     | 0                |             |
| Motril                    | 0              | 0              | 0                     | 0                |             |
| Pasaia                    | 0              | 0              | 0                     | 0                |             |
| Santa Cruz de Tenerife    | 177            | 105            | 679                   | 378              | -44,3       |
| Santander                 | 0              | 0              | 0                     | 1                |             |
| Sevilla                   | 0              | 0              | 0                     | 0                |             |
| Tarragona                 | 0              | 2.458          | 68.620                | 4.857            | -92,9       |
| Valencia                  | 0              | 0              | 0                     | 0                |             |
| Vigo                      | 0              | 0              | 84                    | 0                | -100,0      |
| Vilagarcía                | 0              | 0              | 0                     | 0                |             |
| <b>TOTAL</b>              | <b>267.412</b> | <b>240.722</b> | <b>1.253.421</b>      | <b>1.200.841</b> | <b>-4,2</b> |

Incluye cargas, descargas, tránsito, transbordo y taras

Fecha: 22/6/2026

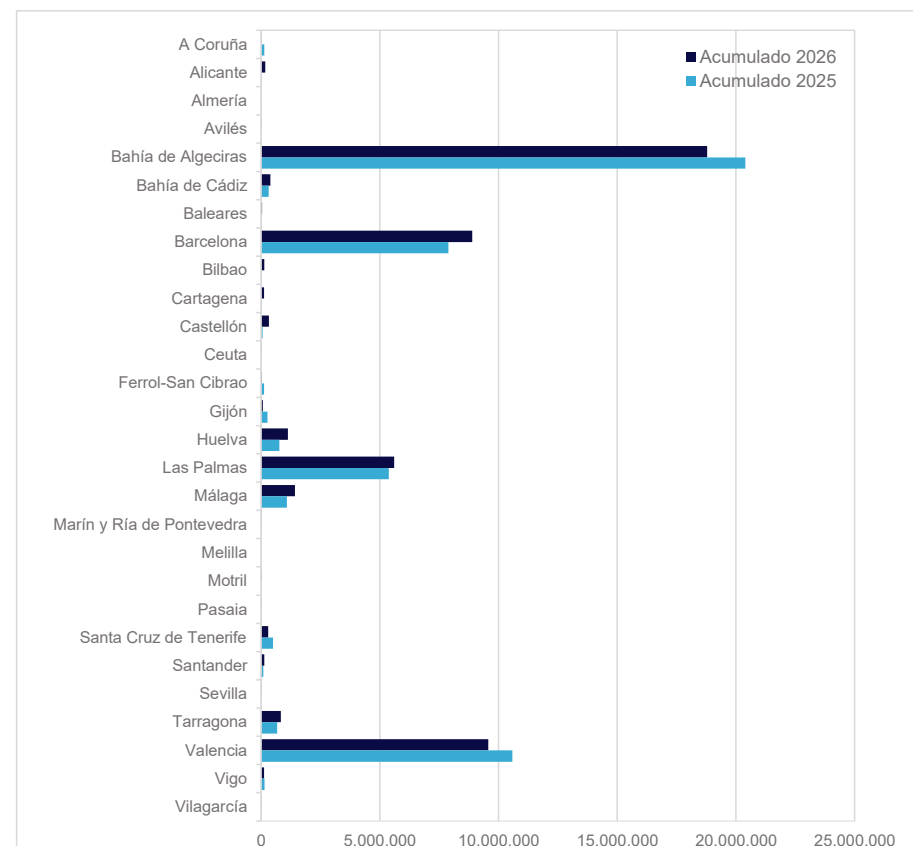


## 8. MERCANCÍAS EN TRÁNSITO

Datos en toneladas

| Autoridad Portuaria       | Abril             |                   | Acumulado desde Enero |                   |             |
|---------------------------|-------------------|-------------------|-----------------------|-------------------|-------------|
|                           | 2025              | 2026              | 2025                  | 2026              | Var. (%)    |
| A Coruña                  | 0                 | 0                 | 132.053               | 6.302             | -95,2       |
| Alicante                  | 2.516             | 69.353            | 7.765                 | 180.496           | 2.224,5     |
| Almería                   | 105               | 0                 | 122                   | 0                 | -100,0      |
| Avilés                    | 0                 | 0                 | 0                     | 9.494             |             |
| Bahía de Algeciras        | 5.480.875         | 5.321.227         | 20.395.430            | 18.787.564        | -7,9        |
| Bahía de Cádiz            | 115.635           | 123.170           | 319.090               | 394.145           | 23,5        |
| Baleares                  | 1.077             | 1.310             | 4.891                 | 39.362            | 704,8       |
| Barcelona                 | 2.024.122         | 2.446.623         | 7.885.969             | 8.899.169         | 12,8        |
| Bilbao                    | 3.257             | 31.537            | 21.901                | 130.949           | 497,9       |
| Cartagena                 | 380               | 0                 | 12.568                | 121.012           | 862,9       |
| Castellón                 | 23.350            | 91.188            | 59.646                | 329.744           | 452,8       |
| Ceuta                     | 0                 | 1.701             | 0                     | 1.701             |             |
| Ferrol-San Cibrao         | 73.228            | 0                 | 121.220               | 28.628            | -76,4       |
| Gijón                     | 244.600           | 22.256            | 263.956               | 68.979            | -73,9       |
| Huelva                    | 238.457           | 237.036           | 773.768               | 1.133.870         | 46,5        |
| Las Palmas                | 1.339.445         | 1.343.580         | 5.378.363             | 5.607.126         | 4,3         |
| Málaga                    | 303.673           | 384.224           | 1.091.325             | 1.430.675         | 31,1        |
| Marín y Ría de Pontevedra | 0                 | 0                 | 61                    | 899               | 1.373,8     |
| Melilla                   | 0                 | 0                 | 0                     | 0                 |             |
| Motril                    | 2.586             | 21.649            | 3.762                 | 21.649            | 475,5       |
| Pasaia                    | 2.314             | 4.202             | 10.029                | 14.833            | 47,9        |
| Santa Cruz de Tenerife    | 79.860            | 16.135            | 499.329               | 301.973           | -39,5       |
| Santander                 | 27.580            | 25.478            | 98.442                | 138.004           | 40,2        |
| Sevilla                   | 0                 | 0                 | 0                     | 1.354             |             |
| Tarragona                 | 236.703           | 172.375           | 679.061               | 837.023           | 23,3        |
| Valencia                  | 3.038.660         | 2.691.353         | 10.588.915            | 9.574.416         | -9,6        |
| Vigo                      | 48.397            | 18.985            | 143.989               | 127.193           | -11,7       |
| Vilagarcía                | 0                 | 25                | 12.440                | 439               | -96,5       |
| <b>TOTAL</b>              | <b>13.286.820</b> | <b>13.023.407</b> | <b>48.504.095</b>     | <b>48.186.999</b> | <b>-0,7</b> |

Fecha: 22/6/2026



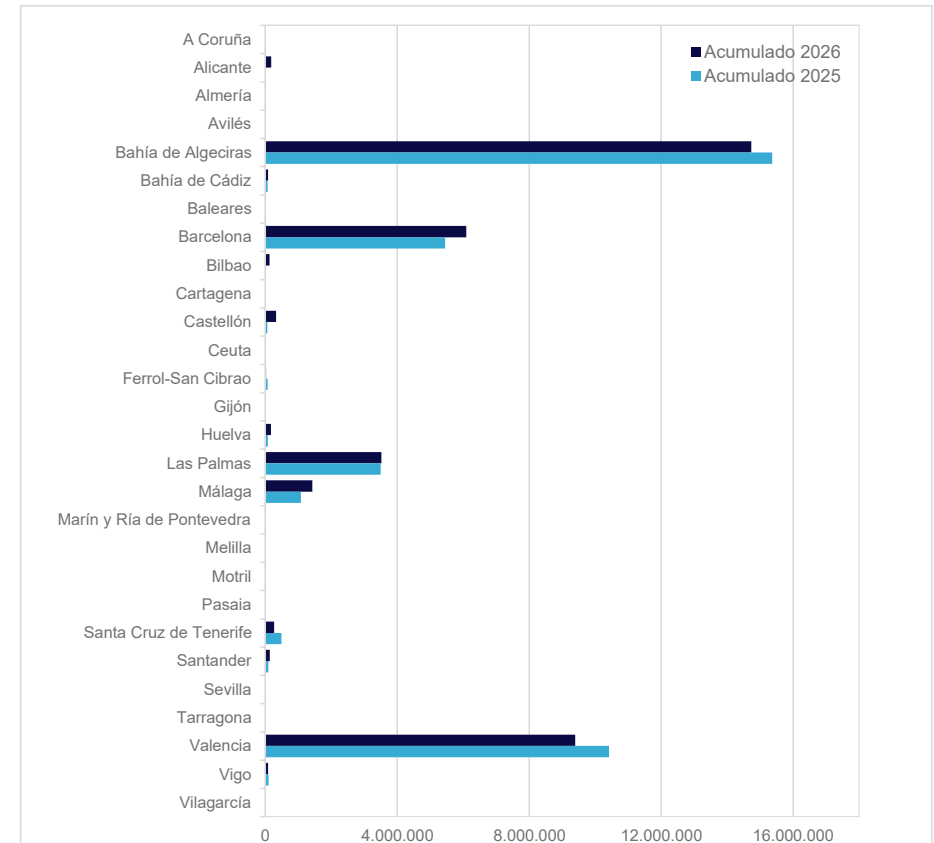
Incluye cargas y descargas en tránsito y taras

## 8.1. MERCANCÍAS EN TRÁNSITO EN CONTENEDORES

Datos en toneladas

| Autoridad Portuaria       | Abril            |                  | Acumulado desde Enero |                   |             |
|---------------------------|------------------|------------------|-----------------------|-------------------|-------------|
|                           | 2025             | 2026             | 2025                  | 2026              | Var. (%)    |
| A Coruña                  | 0                | 0                | 0                     | 0                 |             |
| Alicante                  | 2.516            | 69.353           | 7.765                 | 180.496           | 2.224,5     |
| Almería                   | 105              | 0                | 122                   | 0                 | -100,0      |
| Avilés                    | 0                | 0                | 0                     | 0                 |             |
| Bahía de Algeciras        | 4.198.846        | 4.141.747        | 15.368.859            | 14.734.249        | -4,1        |
| Bahía de Cádiz            | 19.694           | 18.914           | 72.515                | 88.620            | 22,2        |
| Baleares                  | 0                | 4                | 38                    | 13                | -65,8       |
| Barcelona                 | 1.182.708        | 1.613.310        | 5.448.266             | 6.093.669         | 11,8        |
| Bilbao                    | 3.241            | 31.157           | 14.623                | 129.742           | 787,2       |
| Cartagena                 | 0                | 0                | 1.445                 | 13.033            | 801,9       |
| Castellón                 | 23.350           | 91.188           | 59.646                | 329.744           | 452,8       |
| Ceuta                     | 0                | 0                | 0                     | 0                 |             |
| Ferrol-San Cibrao         | 66.227           | 0                | 67.181                | 28.452            | -57,6       |
| Gijón                     | 224              | 9                | 305                   | 492               | 61,3        |
| Huelva                    | 50.682           | 36.236           | 79.455                | 170.424           | 114,5       |
| Las Palmas                | 805.135          | 870.521          | 3.501.465             | 3.523.680         | 0,6         |
| Málaga                    | 303.673          | 384.224          | 1.078.740             | 1.424.653         | 32,1        |
| Marín y Ría de Pontevedra | 0                | 0                | 61                    | 829               | 1.259,0     |
| Melilla                   | 0                | 0                | 0                     | 0                 |             |
| Motril                    | 0                | 0                | 0                     | 0                 |             |
| Pasaia                    | 0                | 0                | 0                     | 0                 |             |
| Santa Cruz de Tenerife    | 76.444           | 15.057           | 491.045               | 269.823           | -45,1       |
| Santander                 | 23.656           | 25.454           | 93.282                | 137.237           | 47,1        |
| Sevilla                   | 0                | 0                | 0                     | 8                 |             |
| Tarragona                 | 0                | 0                | 0                     | 198               |             |
| Valencia                  | 3.004.518        | 2.636.183        | 10.418.282            | 9.391.525         | -9,9        |
| Vigo                      | 37.757           | 13.375           | 100.254               | 87.788            | -12,4       |
| Vilagarcía                | 0                | 25               | 28                    | 439               | 1.467,9     |
| <b>TOTAL</b>              | <b>9.798.776</b> | <b>9.946.757</b> | <b>36.803.377</b>     | <b>36.605.114</b> | <b>-0,5</b> |

Fecha: 22/6/2026



Incluye cargas y descargas en tránsito y taras

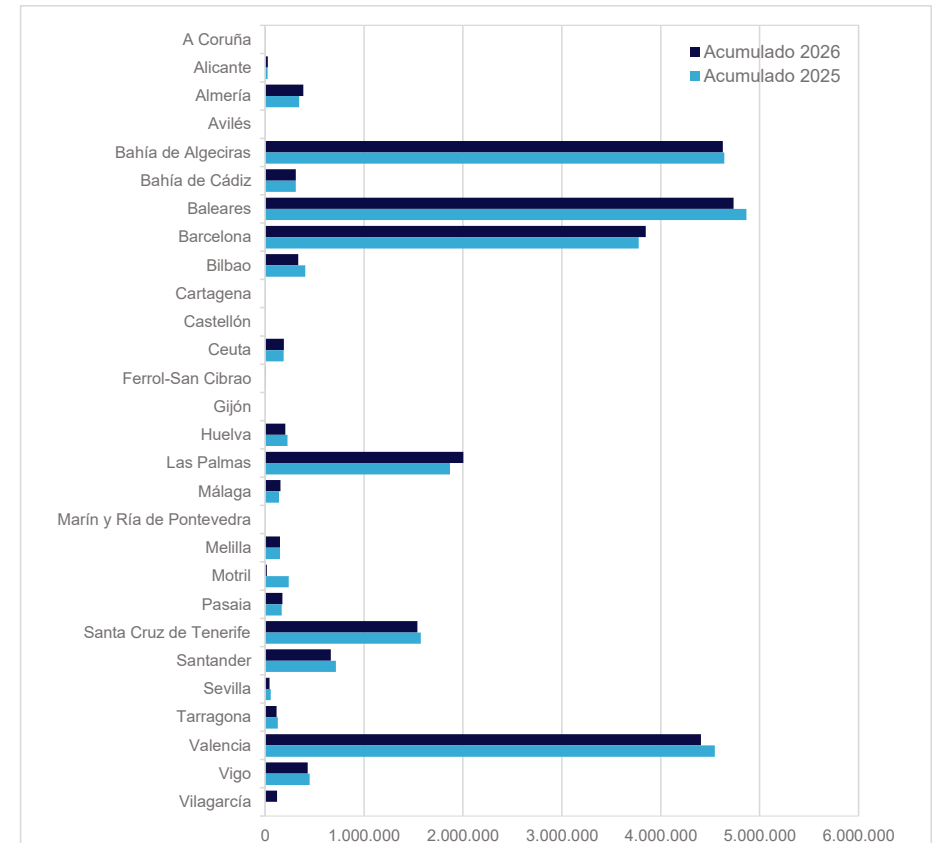
## 9. TRÁFICO RO-RO

Datos en toneladas

Fecha: 22/6/2026

| Autoridad Portuaria       | Abril            |                  | Acumulado desde Enero |                   |             |
|---------------------------|------------------|------------------|-----------------------|-------------------|-------------|
|                           | 2025             | 2026             | 2025                  | 2026              | Var. (%)    |
| A Coruña                  | 0                | 0                | 0                     | 109               |             |
| Alicante                  | 4.817            | 7.980            | 23.951                | 28.692            | 19,8        |
| Almería                   | 92.121           | 99.355           | 344.842               | 387.398           | 12,3        |
| Avilés                    | 0                | 0                | 0                     | 0                 |             |
| Bahía de Algeciras        | 1.120.946        | 1.238.351        | 4.641.378             | 4.627.162         | -0,3        |
| Bahía de Cádiz            | 65.680           | 70.633           | 311.397               | 309.658           | -0,6        |
| Baleares                  | 1.362.208        | 1.372.046        | 4.865.457             | 4.735.408         | -2,7        |
| Barcelona                 | 994.186          | 1.059.364        | 3.777.899             | 3.848.079         | 1,9         |
| Bilbao                    | 101.013          | 88.721           | 407.053               | 335.593           | -17,6       |
| Cartagena                 | 0                | 0                | 366                   | 0                 | -100,0      |
| Castellón                 | 0                | 0                | 0                     | 0                 |             |
| Ceuta                     | 44.675           | 48.376           | 188.383               | 189.067           | 0,4         |
| Ferrol-San Cibrao         | 455              | 847              | 7.933                 | 6.265             | -21,0       |
| Gijón                     | 0                | 0                | 0                     | 0                 |             |
| Huelva                    | 71.007           | 50.532           | 226.822               | 203.973           | -10,1       |
| Las Palmas                | 481.302          | 499.183          | 1.868.348             | 2.003.967         | 7,3         |
| Málaga                    | 31.731           | 37.761           | 140.331               | 154.603           | 10,2        |
| Marín y Ría de Pontevedra | 0                | 0                | 0                     | 0                 |             |
| Melilla                   | 33.901           | 38.413           | 150.264               | 149.852           | -0,3        |
| Motril                    | 62.981           | 3.819            | 239.328               | 17.055            | -92,9       |
| Pasaia                    | 41.698           | 46.955           | 167.304               | 174.505           | 4,3         |
| Santa Cruz de Tenerife    | 385.352          | 384.834          | 1.573.752             | 1.539.458         | -2,2        |
| Santander                 | 184.595          | 202.089          | 716.527               | 665.041           | -7,2        |
| Sevilla                   | 13.460           | 12.386           | 56.043                | 45.056            | -19,6       |
| Tarragona                 | 28.781           | 34.061           | 129.078               | 116.634           | -9,6        |
| Valencia                  | 1.175.151        | 1.182.161        | 4.546.620             | 4.406.507         | -3,1        |
| Vigo                      | 112.536          | 107.671          | 451.108               | 430.594           | -4,5        |
| Vilagarcía                | 0                | 32.967           | 0                     | 121.318           |             |
| <b>TOTAL</b>              | <b>6.408.596</b> | <b>6.618.505</b> | <b>24.834.184</b>     | <b>24.495.994</b> | <b>-1,4</b> |

Incluye cargas, descargas, tránsito, transbordo y taras

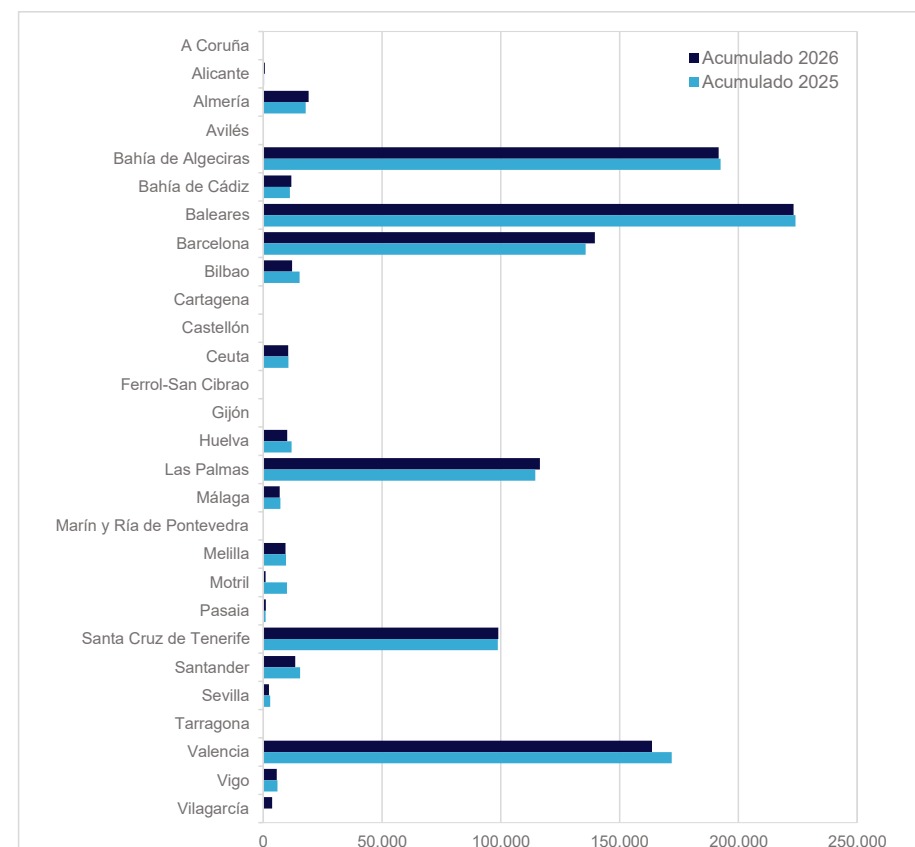


## 9.1. UNIDADES DE TRANSPORTE INTERMODAL RO-RO

Datos en unidades

| Autoridad Portuaria       | Abril          |                | Acumulado desde Enero |                  |             |
|---------------------------|----------------|----------------|-----------------------|------------------|-------------|
|                           | 2025           | 2026           | 2025                  | 2026             | Var. (%)    |
| A Coruña                  | 0              | 0              | 0                     | 0                |             |
| Alicante                  | 103            | 204            | 388                   | 692              | 78,4        |
| Almería                   | 4.664          | 4.699          | 17.916                | 19.133           | 6,8         |
| Avilés                    | 0              | 0              | 0                     | 0                |             |
| Bahía de Algeciras        | 46.523         | 51.630         | 192.522               | 191.709          | -0,4        |
| Bahía de Cádiz            | 2.455          | 2.757          | 11.220                | 11.785           | 5,0         |
| Baleares                  | 64.546         | 65.647         | 224.022               | 223.230          | -0,4        |
| Barcelona                 | 36.997         | 39.122         | 135.697               | 139.580          | 2,9         |
| Bilbao                    | 3.862          | 3.348          | 15.309                | 12.113           | -20,9       |
| Cartagena                 | 0              | 0              | 0                     | 0                |             |
| Castellón                 | 0              | 0              | 0                     | 0                |             |
| Ceuta                     | 2.483          | 2.783          | 10.597                | 10.524           | -0,7        |
| Ferrol-San Cibrao         | 8              | 2              | 10                    | 27               | 170,0       |
| Gijón                     | 0              | 0              | 0                     | 0                |             |
| Huelva                    | 3.797          | 2.436          | 11.950                | 10.067           | -15,8       |
| Las Palmas                | 29.141         | 29.274         | 114.508               | 116.430          | 1,7         |
| Málaga                    | 1.630          | 1.782          | 7.180                 | 6.887            | -4,1        |
| Marín y Ría de Pontevedra | 0              | 0              | 0                     | 0                |             |
| Melilla                   | 2.111          | 2.443          | 9.554                 | 9.331            | -2,3        |
| Motril                    | 2.671          | 248            | 9.956                 | 967              | -90,3       |
| Pasaia                    | 221            | 301            | 972                   | 1.126            | 15,8        |
| Santa Cruz de Tenerife    | 25.092         | 24.726         | 98.741                | 98.966           | 0,2         |
| Santander                 | 3.900          | 4.022          | 15.553                | 13.490           | -13,3       |
| Sevilla                   | 697            | 677            | 2.882                 | 2.395            | -16,9       |
| Tarragona                 | 0              | 0              | 0                     | 0                |             |
| Valencia                  | 45.569         | 44.674         | 171.965               | 163.615          | -4,9        |
| Vigo                      | 1.393          | 1.561          | 5.970                 | 5.662            | -5,2        |
| Vilagarcía                | 0              | 1.016          | 0                     | 3.786            |             |
| <b>TOTAL</b>              | <b>277.863</b> | <b>283.352</b> | <b>1.056.912</b>      | <b>1.041.515</b> | <b>-1,5</b> |

Fecha: 22/6/2026



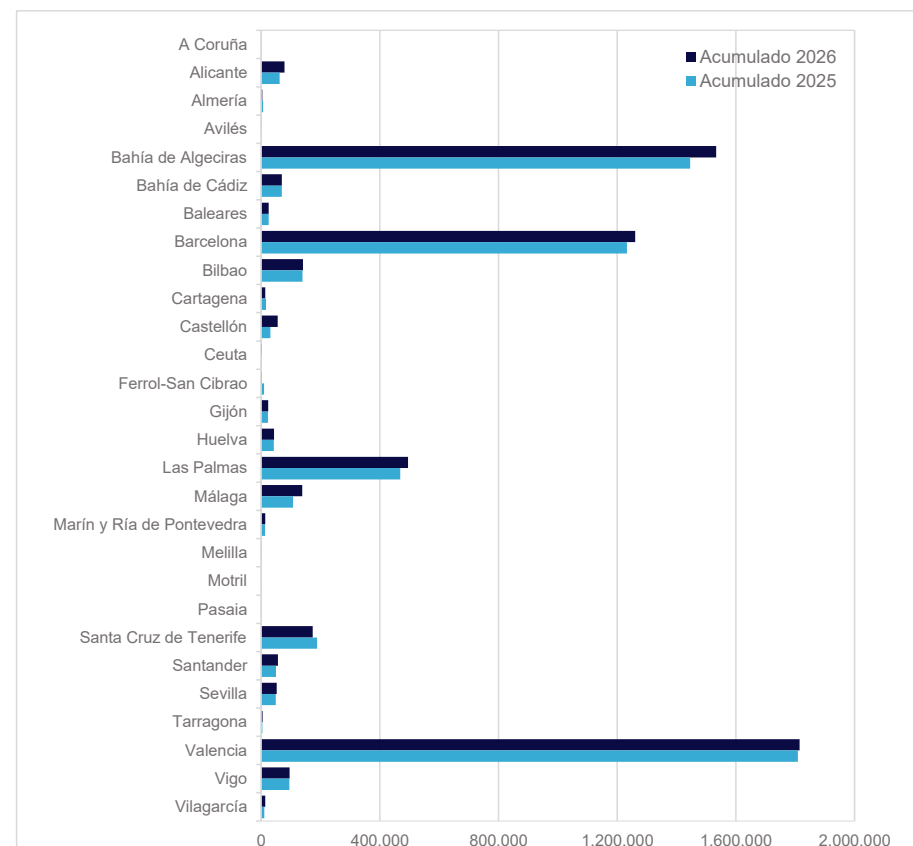
Incluye camiones, remolques, semirremolques, plataformas, cabezas tractoras, furgones y otros equipos

## 10. CONTENEDORES

Datos en TEUS

| Autoridad Portuaria       | Abril            |                  | Acumulado desde Enero |                  |            |
|---------------------------|------------------|------------------|-----------------------|------------------|------------|
|                           | 2025             | 2026             | 2025                  | 2026             | Var. (%)   |
| A Coruña                  | 0                | 0                | 2                     | 0                | -100,0     |
| Alicante                  | 13.634           | 21.194           | 62.693                | 78.503           | 25,2       |
| Almería                   | 1.869            | 966              | 6.465                 | 4.344            | -32,8      |
| Avilés                    | 0                | 0                | 0                     | 8                |            |
| Bahía de Algeciras        | 393.257          | 418.632          | 1.445.954             | 1.533.484        | 6,1        |
| Bahía de Cádiz            | 17.417           | 18.274           | 69.692                | 69.740           | 0,1        |
| Baleares                  | 6.889            | 7.430            | 25.300                | 25.687           | 1,5        |
| Barcelona                 | 293.941          | 339.209          | 1.232.917             | 1.260.831        | 2,3        |
| Bilbao                    | 37.473           | 39.684           | 139.425               | 140.929          | 1,1        |
| Cartagena                 | 4.832            | 5.614            | 16.283                | 14.394           | -11,6      |
| Castellón                 | 8.325            | 16.674           | 31.709                | 55.613           | 75,4       |
| Ceuta                     | 449              | 898              | 1.824                 | 2.416            | 32,5       |
| Ferrol-San Cibrao         | 6.082            | 101              | 10.088                | 2.655            | -73,7      |
| Gijón                     | 6.205            | 5.549            | 22.983                | 23.603           | 2,7        |
| Huelva                    | 16.662           | 11.565           | 42.923                | 43.582           | 1,5        |
| Las Palmas                | 115.167          | 121.317          | 468.601               | 495.136          | 5,7        |
| Málaga                    | 31.287           | 44.876           | 107.471               | 138.721          | 29,1       |
| Marín y Ría de Pontevedra | 2.561            | 3.995            | 13.086                | 14.219           | 8,7        |
| Melilla                   | 329              | 309              | 1.529                 | 1.202            | -21,4      |
| Motril                    | 52               | 0                | 100                   | 0                | -100,0     |
| Pasaia                    | 0                | 0                | 0                     | 0                |            |
| Santa Cruz de Tenerife    | 45.004           | 42.115           | 188.511               | 173.852          | -7,8       |
| Santander                 | 11.997           | 14.552           | 50.250                | 56.876           | 13,2       |
| Sevilla                   | 12.166           | 14.656           | 49.651                | 52.976           | 6,7        |
| Tarragona                 | 986              | 1.819            | 4.534                 | 5.117            | 12,9       |
| Valencia                  | 513.827          | 501.472          | 1.808.575             | 1.814.785        | 0,3        |
| Vigo                      | 26.516           | 25.954           | 95.220                | 95.839           | 0,7        |
| Vilagarcía                | 2.758            | 3.934            | 10.560                | 14.274           | 35,2       |
| <b>TOTAL</b>              | <b>1.569.685</b> | <b>1.660.787</b> | <b>5.906.345</b>      | <b>6.118.785</b> | <b>3,6</b> |

Fecha: 22/6/2026



Incluye cargas, descargas, tránsito y transbordo

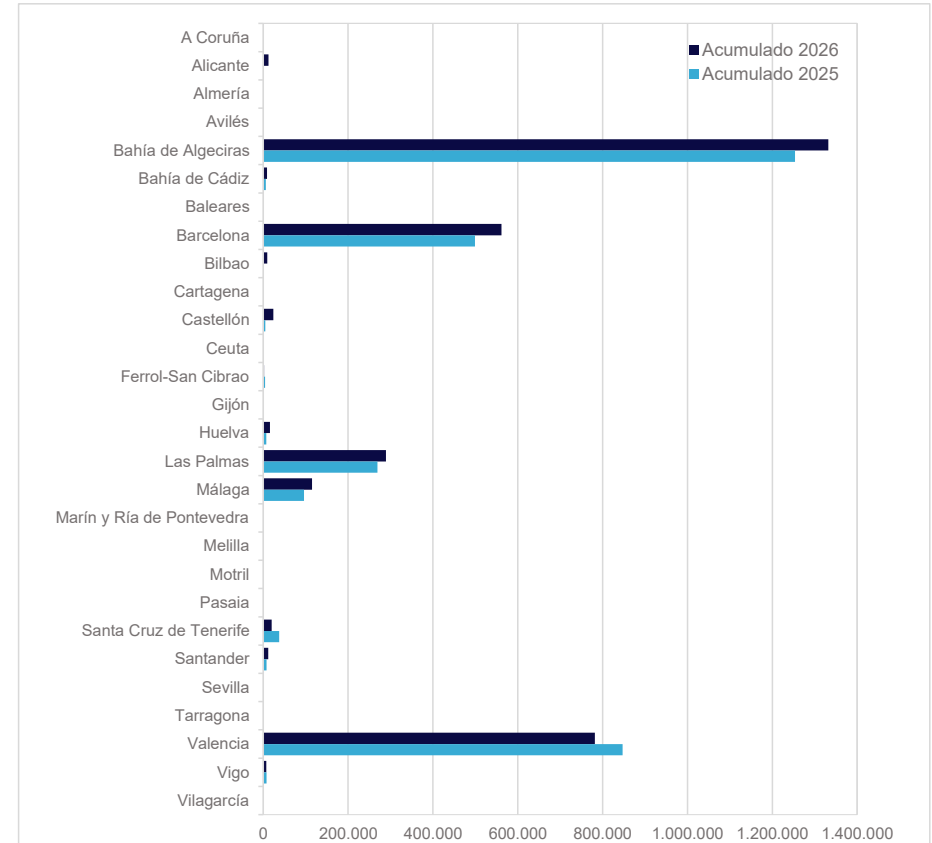
## 10.1. CONTENEDORES EN TRÁNSITO

Datos en TEUS

Fecha: 22/6/2026

| Autoridad Portuaria       | Abril          |                | Acumulado desde Enero |                  |            |
|---------------------------|----------------|----------------|-----------------------|------------------|------------|
|                           | 2025           | 2026           | 2025                  | 2026             | Var. (%)   |
| A Coruña                  | 0              | 0              | 0                     | 0                |            |
| Alicante                  | 257            | 4.401          | 787                   | 12.459           | 1.483,1    |
| Almería                   | 48             | 0              | 56                    | 0                | -100,0     |
| Avilés                    | 0              | 0              | 0                     | 0                |            |
| Bahía de Algeciras        | 344.613        | 364.364        | 1.253.561             | 1.332.410        | 6,3        |
| Bahía de Cádiz            | 1.645          | 2.566          | 6.101                 | 8.723            | 43,0       |
| Baleares                  | 0              | 2              | 6                     | 6                | 0,0        |
| Barcelona                 | 110.424        | 153.586        | 498.845               | 561.540          | 12,6       |
| Bilbao                    | 299            | 2.111          | 1.307                 | 9.263            | 608,6      |
| Cartagena                 | 0              | 0              | 202                   | 1.022            | 405,9      |
| Castellón                 | 1.532          | 6.595          | 4.918                 | 23.933           | 386,7      |
| Ceuta                     | 0              | 0              | 0                     | 0                |            |
| Ferrol-San Cibrao         | 4.128          | 0              | 4.298                 | 1.944            | -54,8      |
| Gijón                     | 48             | 2              | 65                    | 185              | 184,6      |
| Huelva                    | 4.813          | 3.765          | 7.224                 | 15.869           | 119,7      |
| Las Palmas                | 62.703         | 66.831         | 268.998               | 288.984          | 7,4        |
| Málaga                    | 26.286         | 38.179         | 95.886                | 115.095          | 20,0       |
| Marín y Ría de Pontevedra | 0              | 0              | 5                     | 360              | 7.100,0    |
| Melilla                   | 0              | 0              | 0                     | 0                |            |
| Motril                    | 0              | 0              | 0                     | 0                |            |
| Pasaia                    | 0              | 0              | 0                     | 0                |            |
| Santa Cruz de Tenerife    | 4.749          | 1.045          | 37.590                | 19.732           | -47,5      |
| Santander                 | 1.902          | 2.193          | 7.651                 | 11.927           | 55,9       |
| Sevilla                   | 0              | 0              | 0                     | 1                |            |
| Tarragona                 | 0              | 0              | 0                     | 88               |            |
| Valencia                  | 249.210        | 214.221        | 846.837               | 781.629          | -7,7       |
| Vigo                      | 2.500          | 886            | 7.479                 | 7.216            | -3,5       |
| Vilagarcía                | 0              | 2              | 2                     | 56               | 2.700,0    |
| <b>TOTAL</b>              | <b>815.156</b> | <b>860.748</b> | <b>3.041.817</b>      | <b>3.192.441</b> | <b>5,0</b> |

Incluye cargas y descargas en tránsito y taras

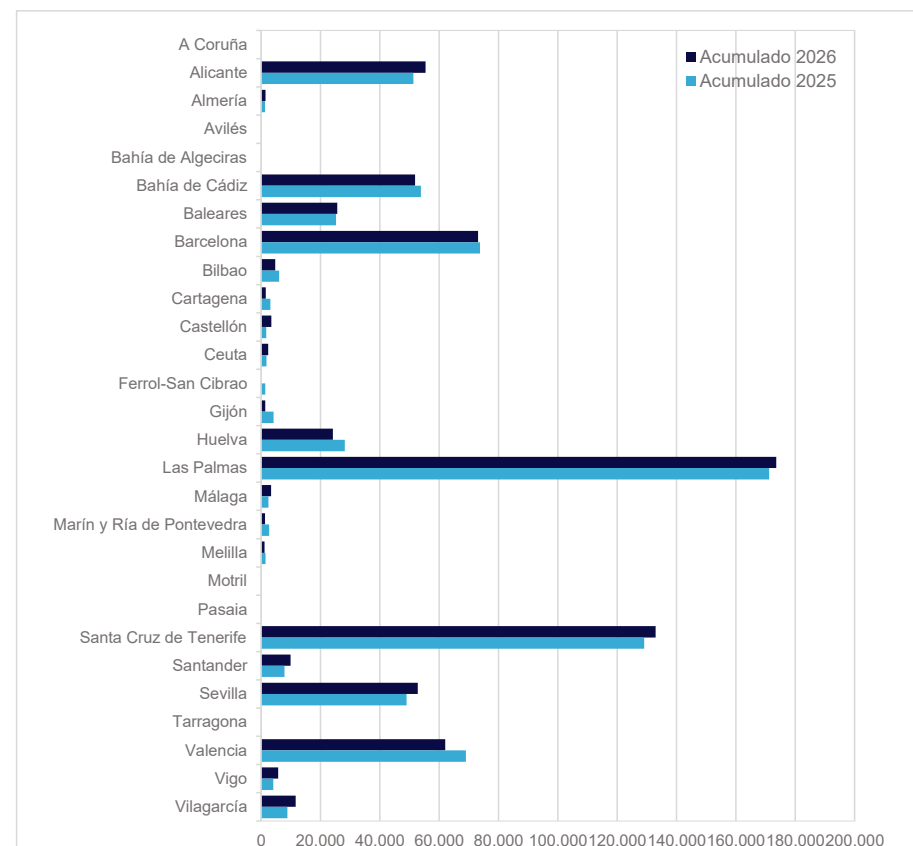


## 10.2. CONTENEDORES ORIGEN-DESTINO NACIONAL

Datos en TEUS

| Autoridad Portuaria       | Abril          |                | Acumulado desde Enero |                |            |
|---------------------------|----------------|----------------|-----------------------|----------------|------------|
|                           | 2025           | 2026           | 2025                  | 2026           | Var. (%)   |
| A Coruña                  | 0              | 0              | 0                     | 0              |            |
| Alicante                  | 11.635         | 14.478         | 51.355                | 55.454         | 8,0        |
| Almería                   | 315            | 286            | 1.291                 | 1.512          | 17,1       |
| Avilés                    | 0              | 0              | 0                     | 0              |            |
| Bahía de Algeciras        | 0              | 0              | 0                     | 0              |            |
| Bahía de Cádiz            | 12.946         | 11.851         | 53.867                | 51.933         | -3,6       |
| Baleares                  | 6.886          | 7.398          | 25.267                | 25.635         | 1,5        |
| Barcelona                 | 18.894         | 20.229         | 73.740                | 73.119         | -0,8       |
| Bilbao                    | 1.577          | 1.395          | 6.050                 | 4.806          | -20,6      |
| Cartagena                 | 762            | 910            | 3.125                 | 1.584          | -49,3      |
| Castellón                 | 321            | 583            | 1.709                 | 3.438          | 101,2      |
| Ceuta                     | 442            | 893            | 1.782                 | 2.374          | 33,2       |
| Ferrol-San Cibrao         | 297            | 0              | 1.396                 | 0              | -100,0     |
| Gijón                     | 1.302          | 244            | 4.218                 | 1.416          | -66,4      |
| Huelva                    | 6.752          | 6.445          | 28.185                | 24.176         | -14,2      |
| Las Palmas                | 44.593         | 45.445         | 171.207               | 173.580        | 1,4        |
| Málaga                    | 658            | 496            | 2.505                 | 3.338          | 33,2       |
| Marín y Ría de Pontevedra | 478            | 405            | 2.726                 | 1.352          | -50,4      |
| Melilla                   | 329            | 309            | 1.529                 | 1.202          | -21,4      |
| Motril                    | 0              | 0              | 0                     | 0              |            |
| Pasaia                    | 0              | 0              | 0                     | 0              |            |
| Santa Cruz de Tenerife    | 33.363         | 35.676         | 129.120               | 132.969        | 3,0        |
| Santander                 | 2.179          | 2.313          | 7.850                 | 9.944          | 26,7       |
| Sevilla                   | 12.004         | 14.627         | 49.048                | 52.812         | 7,7        |
| Tarragona                 | 0              | 0              | 0                     | 0              |            |
| Valencia                  | 17.719         | 16.896         | 69.037                | 62.045         | -10,1      |
| Vigo                      | 1.015          | 1.786          | 4.102                 | 5.794          | 41,2       |
| Vilagarcía                | 2.208          | 3.240          | 8.903                 | 11.619         | 30,5       |
| <b>TOTAL</b>              | <b>176.675</b> | <b>185.903</b> | <b>698.011</b>        | <b>700.102</b> | <b>0,3</b> |

Fecha: 22/6/2026



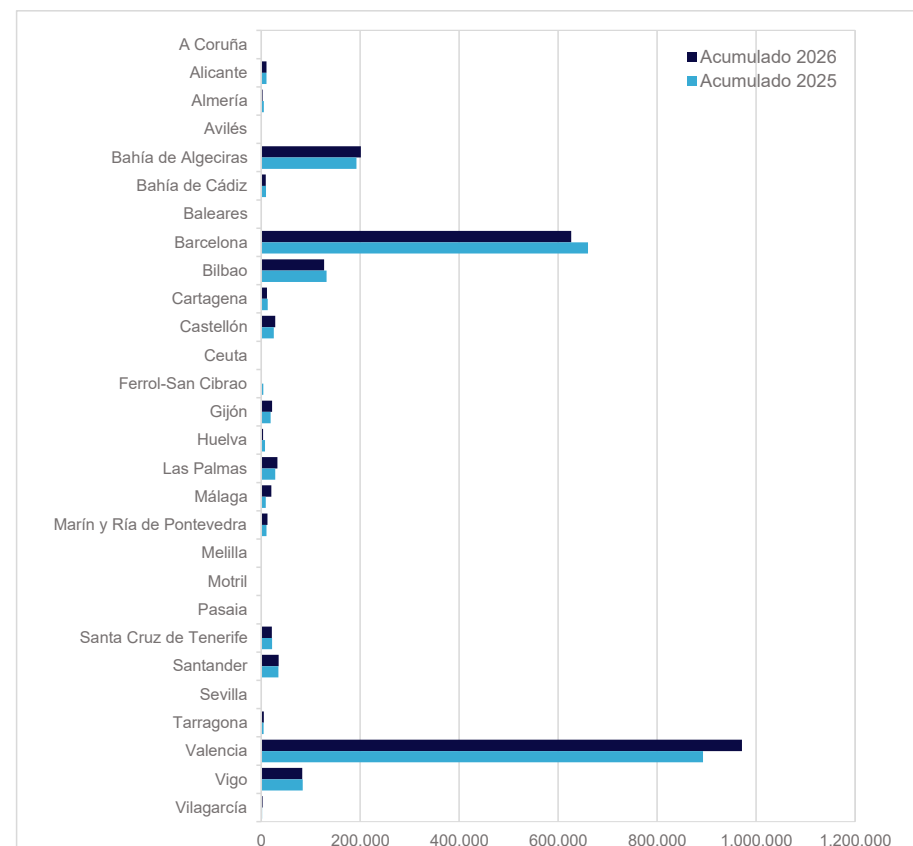
Incluye descargas y cargas sin tránsito, y el origen o el destino, respectivamente, es nacional. No incluye transbordo

## 10.3. CONTENEDORES IMPORT-EXPORT

Datos en TEUS

| Autoridad Portuaria       | Abril          |                | Acumulado desde Enero |                  |            |
|---------------------------|----------------|----------------|-----------------------|------------------|------------|
|                           | 2025           | 2026           | 2025                  | 2026             | Var. (%)   |
| A Coruña                  | 0              | 0              | 2                     | 0                | -100,0     |
| Alicante                  | 1.742          | 2.315          | 10.551                | 10.591           | 0,4        |
| Almería                   | 1.506          | 680            | 5.118                 | 2.832            | -44,7      |
| Avilés                    | 0              | 0              | 0                     | 8                |            |
| Bahía de Algeciras        | 48.644         | 54.268         | 192.393               | 201.074          | 4,5        |
| Bahía de Cádiz            | 2.826          | 3.857          | 9.725                 | 9.084            | -6,6       |
| Baleares                  | 3              | 30             | 27                    | 46               | 70,4       |
| Barcelona                 | 164.623        | 165.395        | 660.332               | 626.173          | -5,2       |
| Bilbao                    | 35.598         | 36.178         | 132.068               | 126.860          | -3,9       |
| Cartagena                 | 4.070          | 4.705          | 12.956                | 11.789           | -9,0       |
| Castellón                 | 6.472          | 9.497          | 25.083                | 28.242           | 12,6       |
| Ceuta                     | 7              | 5              | 42                    | 42               | 0,0        |
| Ferrol-San Cibrao         | 1.657          | 101            | 4.394                 | 711              | -83,8      |
| Gijón                     | 4.855          | 5.303          | 18.700                | 22.002           | 17,7       |
| Huelva                    | 5.097          | 1.355          | 7.515                 | 3.538            | -52,9      |
| Las Palmas                | 7.871          | 9.041          | 28.396                | 32.572           | 14,7       |
| Málaga                    | 4.343          | 6.201          | 9.080                 | 20.288           | 123,4      |
| Marín y Ría de Pontevedra | 2.083          | 3.590          | 10.356                | 12.506           | 20,8       |
| Melilla                   | 0              | 0              | 0                     | 0                |            |
| Motril                    | 52             | 0              | 100                   | 0                | -100,0     |
| Pasaia                    | 0              | 0              | 0                     | 0                |            |
| Santa Cruz de Tenerife    | 6.892          | 5.394          | 21.801                | 21.151           | -3,0       |
| Santander                 | 7.916          | 10.046         | 34.750                | 35.005           | 0,7        |
| Sevilla                   | 162            | 29             | 603                   | 163              | -73,0      |
| Tarragona                 | 986            | 1.819          | 4.534                 | 5.029            | 10,9       |
| Valencia                  | 246.898        | 270.355        | 892.701               | 971.111          | 8,8        |
| Vigo                      | 23.001         | 23.282         | 83.639                | 82.829           | -1,0       |
| Vilagarcía                | 551            | 692            | 1.655                 | 2.599            | 57,1       |
| <b>TOTAL</b>              | <b>577.855</b> | <b>614.136</b> | <b>2.166.518</b>      | <b>2.226.243</b> | <b>2,8</b> |

Fecha: 22/6/2026



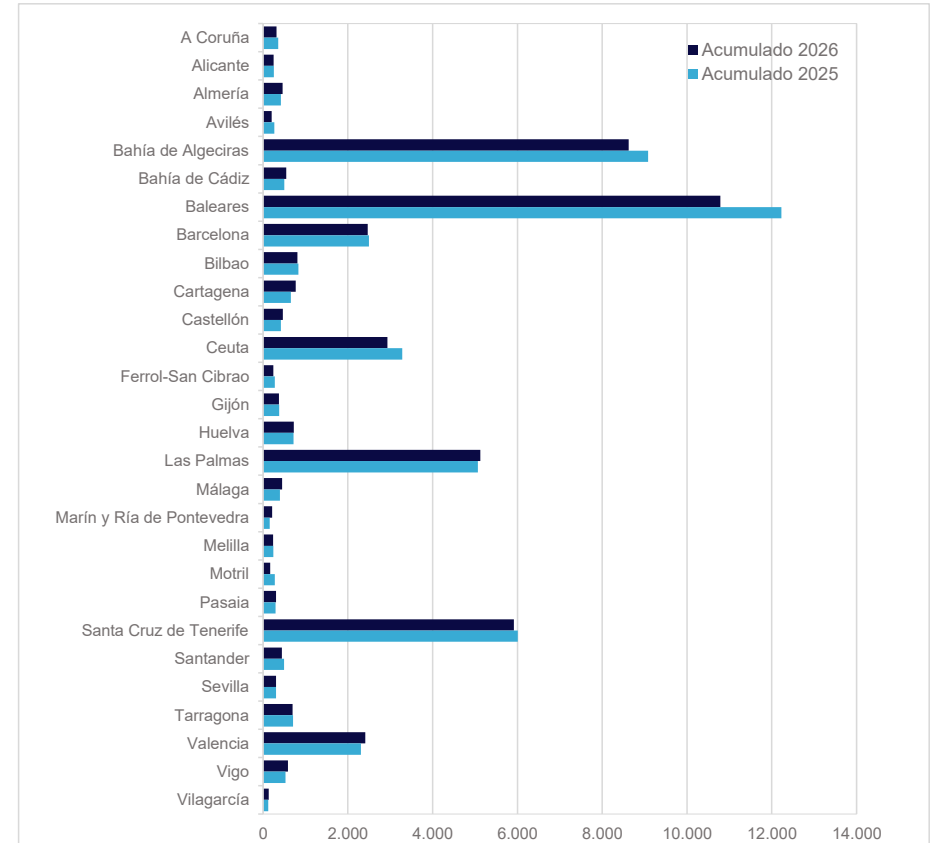
Incluye descargas y cargas sin tránsito, y el origen o el destino, respectivamente, no es nacional. No incluye transbordo

# 11. BUQUES MERCANTES (NÚMERO)

Datos en número

| Autoridad Portuaria       | Abril         |               | Acumulado desde Enero |               |             |
|---------------------------|---------------|---------------|-----------------------|---------------|-------------|
|                           | 2025          | 2026          | 2025                  | 2026          | Var. (%)    |
| A Coruña                  | 103           | 96            | 357                   | 315           | -11,8       |
| Alicante                  | 69            | 65            | 255                   | 250           | -2,0        |
| Almería                   | 122           | 121           | 421                   | 460           | 9,3         |
| Avilés                    | 74            | 60            | 263                   | 202           | -23,2       |
| Bahía de Algeciras        | 2.290         | 2.336         | 9.083                 | 8.622         | -5,1        |
| Bahía de Cádiz            | 142           | 149           | 498                   | 548           | 10,0        |
| Baleares                  | 3.378         | 3.312         | 12.229                | 10.785        | -11,8       |
| Barcelona                 | 719           | 705           | 2.499                 | 2.469         | -1,2        |
| Bilbao                    | 209           | 223           | 831                   | 812           | -2,3        |
| Cartagena                 | 166           | 202           | 657                   | 770           | 17,2        |
| Castellón                 | 112           | 147           | 422                   | 466           | 10,4        |
| Ceuta                     | 831           | 815           | 3.281                 | 2.935         | -10,5       |
| Ferrol-San Cibrao         | 90            | 68            | 279                   | 242           | -13,3       |
| Gijón                     | 107           | 111           | 380                   | 372           | -2,1        |
| Huelva                    | 202           | 198           | 721                   | 723           | 0,3         |
| Las Palmas                | 1.309         | 1.340         | 5.067                 | 5.122         | 1,1         |
| Málaga                    | 132           | 121           | 395                   | 446           | 12,9        |
| Marín y Ría de Pontevedra | 41            | 54            | 156                   | 211           | 35,3        |
| Melilla                   | 61            | 64            | 242                   | 237           | -2,1        |
| Motril                    | 76            | 54            | 277                   | 166           | -40,1       |
| Pasaia                    | 74            | 80            | 296                   | 303           | 2,4         |
| Santa Cruz de Tenerife    | 1.524         | 1.506         | 6.006                 | 5.914         | -1,5        |
| Santander                 | 131           | 123           | 496                   | 444           | -10,5       |
| Sevilla                   | 90            | 83            | 304                   | 307           | 1,0         |
| Tarragona                 | 202           | 205           | 707                   | 697           | -1,4        |
| Valencia                  | 638           | 699           | 2.309                 | 2.411         | 4,4         |
| Vigo                      | 150           | 168           | 529                   | 584           | 10,4        |
| Vilagarcía                | 32            | 37            | 124                   | 134           | 8,1         |
| <b>TOTAL</b>              | <b>13.074</b> | <b>13.142</b> | <b>49.084</b>         | <b>46.947</b> | <b>-4,4</b> |

Fecha: 22/6/2026



Incluye tanques, graneleros, carga general, portacontenedores, ro-ro, de pasaje y otros buques mercantes

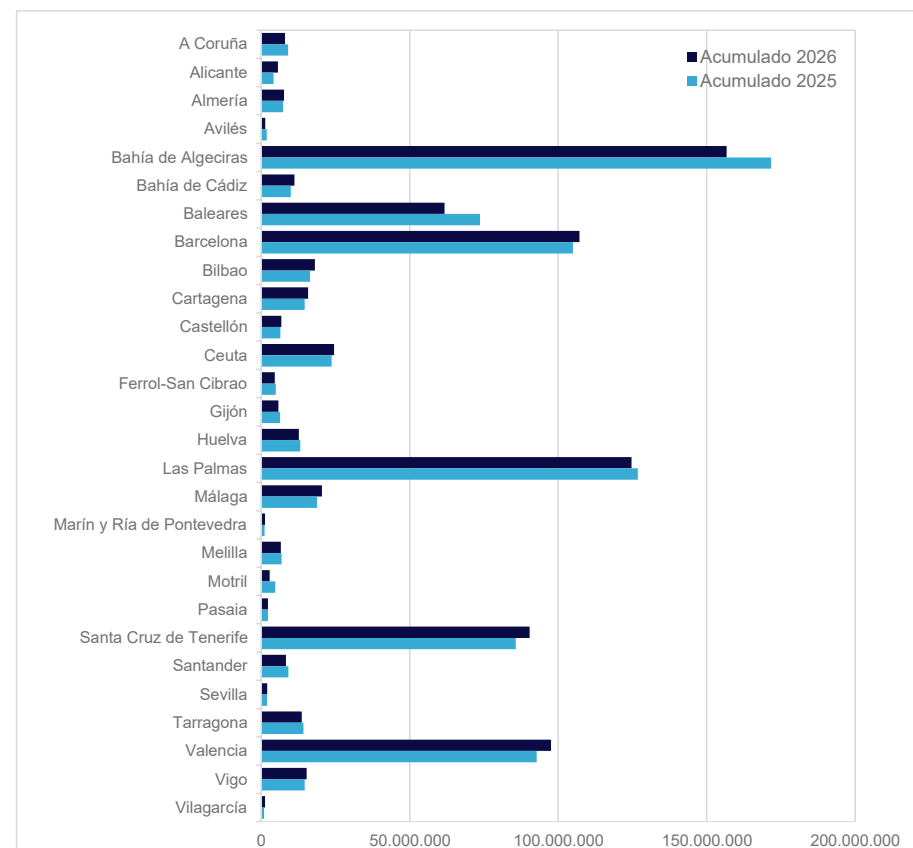
## 11.1. BUQUES MERCANTES (G.T.)

Datos en GT

| Autoridad Portuaria       | Abril              |                    | Acumulado desde Enero |                    |             |
|---------------------------|--------------------|--------------------|-----------------------|--------------------|-------------|
|                           | 2025               | 2026               | 2025                  | 2026               | Var. (%)    |
| A Coruña                  | 3.763.500          | 2.646.290          | 9.044.048             | 8.002.353          | -11,5       |
| Alicante                  | 1.738.344          | 1.825.813          | 4.126.247             | 5.597.195          | 35,6        |
| Almería                   | 2.030.454          | 1.946.422          | 7.346.418             | 7.638.652          | 4,0         |
| Avilés                    | 450.188            | 411.382            | 1.846.711             | 1.390.965          | -24,7       |
| Bahía de Algeciras        | 42.352.105         | 40.841.260         | 171.749.727           | 156.701.688        | -8,8        |
| Bahía de Cádiz            | 4.204.034          | 4.442.224          | 9.984.140             | 11.187.540         | 12,1        |
| Baleares                  | 24.385.206         | 20.375.984         | 73.711.355            | 61.719.193         | -16,3       |
| Barcelona                 | 32.883.369         | 32.159.838         | 104.961.981           | 107.171.023        | 2,1         |
| Bilbao                    | 4.453.867          | 5.207.448          | 16.410.856            | 18.075.191         | 10,1        |
| Cartagena                 | 3.986.318          | 4.548.488          | 14.657.479            | 15.767.982         | 7,6         |
| Castellón                 | 1.642.668          | 1.958.512          | 6.407.480             | 6.757.277          | 5,5         |
| Ceuta                     | 6.129.959          | 7.638.560          | 23.677.766            | 24.552.284         | 3,7         |
| Ferrol-San Cibrao         | 1.917.291          | 1.477.404          | 4.892.999             | 4.566.636          | -6,7        |
| Gijón                     | 2.154.968          | 1.911.508          | 6.337.072             | 5.736.176          | -9,5        |
| Huelva                    | 3.960.352          | 3.506.074          | 13.108.684            | 12.633.500         | -3,6        |
| Las Palmas                | 31.463.942         | 29.970.014         | 126.835.498           | 124.697.750        | -1,7        |
| Málaga                    | 6.745.875          | 5.033.799          | 18.825.986            | 20.461.551         | 8,7         |
| Marín y Ría de Pontevedra | 224.555            | 266.463            | 1.093.573             | 1.307.785          | 19,6        |
| Melilla                   | 1.678.387          | 1.620.763          | 6.823.711             | 6.578.258          | -3,6        |
| Motril                    | 1.402.056          | 1.314.616          | 4.702.244             | 2.827.233          | -39,9       |
| Pasaia                    | 632.929            | 620.985            | 2.280.759             | 2.253.097          | -1,2        |
| Santa Cruz de Tenerife    | 21.116.767         | 20.613.734         | 85.718.929            | 90.404.563         | 5,5         |
| Santander                 | 2.773.690          | 2.567.040          | 9.152.655             | 8.333.262          | -9,0        |
| Sevilla                   | 551.339            | 582.334            | 1.900.304             | 1.988.659          | 4,6         |
| Tarragona                 | 4.086.816          | 3.772.505          | 14.201.299            | 13.624.687         | -4,1        |
| Valencia                  | 27.745.734         | 28.144.413         | 92.793.927            | 97.589.169         | 5,2         |
| Vigo                      | 4.705.245          | 5.310.669          | 14.648.442            | 15.258.871         | 4,2         |
| Vilagarcía                | 248.184            | 354.085            | 911.919               | 1.291.837          | 41,7        |
| <b>TOTAL</b>              | <b>239.428.142</b> | <b>231.068.627</b> | <b>848.152.209</b>    | <b>834.114.377</b> | <b>-1,7</b> |

Incluye tanques, graneleros, carga general, portacontenedores, ro-ro, de pasaje y otros buques mercantes

Fecha: 22/6/2026

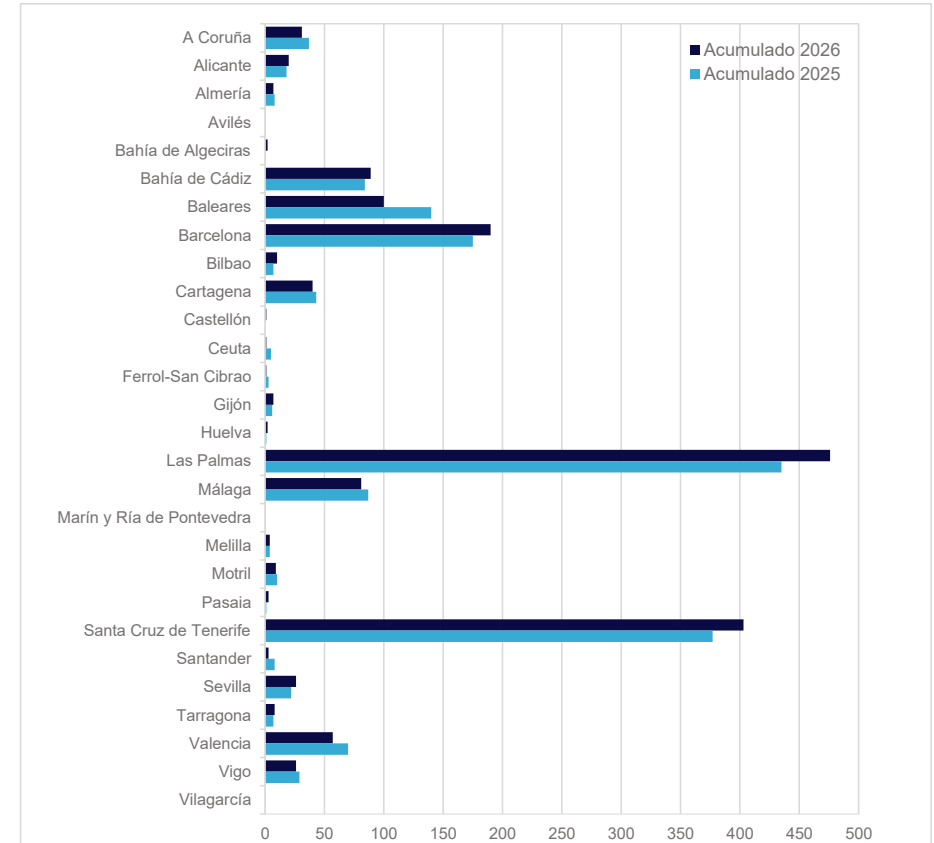


## 11.2. BUQUES DE CRUCERO (NÚMERO)

Datos en número

| Autoridad Portuaria       | Abril      |            | Acumulado desde Enero |              |            |
|---------------------------|------------|------------|-----------------------|--------------|------------|
|                           | 2025       | 2026       | 2025                  | 2026         | Var. (%)   |
| A Coruña                  | 24         | 17         | 37                    | 31           | -16,2      |
| Alicante                  | 14         | 11         | 18                    | 20           | 11,1       |
| Almería                   | 7          | 7          | 8                     | 7            | -12,5      |
| Avilés                    | 0          | 0          | 0                     | 0            |            |
| Bahía de Algeciras        | 0          | 0          | 0                     | 2            |            |
| Bahía de Cádiz            | 47         | 46         | 84                    | 89           | 6,0        |
| Baleares                  | 93         | 71         | 140                   | 100          | -28,6      |
| Barcelona                 | 101        | 84         | 175                   | 190          | 8,6        |
| Bilbao                    | 5          | 8          | 7                     | 10           | 42,9       |
| Cartagena                 | 27         | 25         | 43                    | 40           | -7,0       |
| Castellón                 | 0          | 1          | 0                     | 1            |            |
| Ceuta                     | 3          | 0          | 5                     | 1            | -80,0      |
| Ferrol-San Cibrao         | 3          | 1          | 3                     | 1            | -66,7      |
| Gijón                     | 6          | 7          | 6                     | 7            | 16,7       |
| Huelva                    | 0          | 2          | 1                     | 2            | 100,0      |
| Las Palmas                | 94         | 110        | 435                   | 476          | 9,4        |
| Málaga                    | 57         | 40         | 87                    | 81           | -6,9       |
| Marín y Ría de Pontevedra | 0          | 0          | 0                     | 0            |            |
| Melilla                   | 2          | 2          | 4                     | 4            | 0,0        |
| Motril                    | 7          | 9          | 10                    | 9            | -10,0      |
| Pasaia                    | 1          | 3          | 1                     | 3            | 200,0      |
| Santa Cruz de Tenerife    | 101        | 99         | 377                   | 403          | 6,9        |
| Santander                 | 6          | 1          | 8                     | 3            | -62,5      |
| Sevilla                   | 15         | 13         | 22                    | 26           | 18,2       |
| Tarragona                 | 7          | 7          | 7                     | 8            | 14,3       |
| Valencia                  | 43         | 26         | 70                    | 57           | -18,6      |
| Vigo                      | 17         | 18         | 29                    | 26           | -10,3      |
| Vilagarcía                | 0          | 0          | 0                     | 0            |            |
| <b>TOTAL</b>              | <b>680</b> | <b>608</b> | <b>1.577</b>          | <b>1.597</b> | <b>1,3</b> |

Fecha: 22/6/2026



Incluye buques de crucero en cualquier tipo de situación (sin incidencias, en reparación, en avituallamiento, en construcción, en desguace e inactivo)

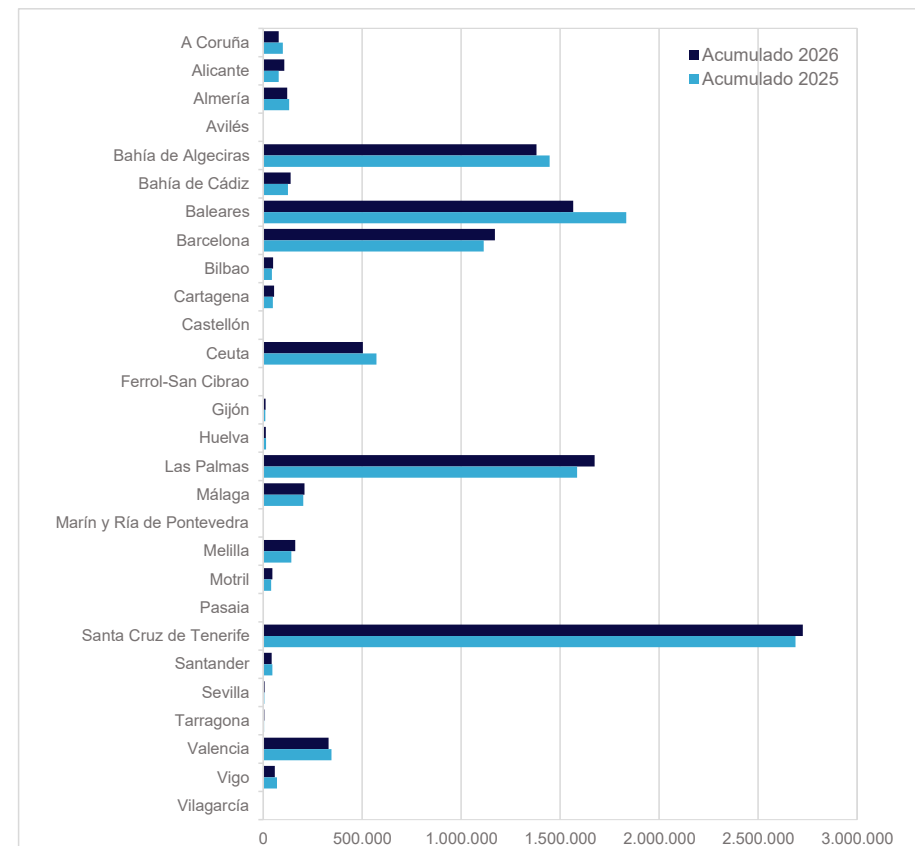
## 12. PASAJEROS EN RÉGIMEN DE TRANSPORTE Y DE CRUCERO

Datos en número

| Autoridad Portuaria       | Abril            |                  | Acumulado desde Enero |                   |             |
|---------------------------|------------------|------------------|-----------------------|-------------------|-------------|
|                           | 2025             | 2026             | 2025                  | 2026              | Var. (%)    |
| A Coruña                  | 60.979           | 35.097           | 99.447                | 78.275            | -21,3       |
| Alicante                  | 41.427           | 40.356           | 78.569                | 106.503           | 35,6        |
| Almería                   | 43.759           | 36.572           | 130.362               | 121.229           | -7,0        |
| Avilés                    | 0                | 0                | 0                     | 0                 |             |
| Bahía de Algeciras        | 444.982          | 404.748          | 1.447.175             | 1.380.261         | -4,6        |
| Bahía de Cádiz            | 75.329           | 68.604           | 125.253               | 138.060           | 10,2        |
| Baleares                  | 836.065          | 675.801          | 1.833.579             | 1.566.394         | -14,6       |
| Barcelona                 | 549.304          | 468.635          | 1.114.302             | 1.169.827         | 5,0         |
| Bilbao                    | 23.104           | 26.190           | 44.084                | 50.110            | 13,7        |
| Cartagena                 | 26.075           | 30.769           | 48.609                | 55.290            | 13,7        |
| Castellón                 | 0                | 245              | 0                     | 245               |             |
| Ceuta                     | 177.745          | 145.265          | 572.188               | 503.671           | -12,0       |
| Ferrol-San Cibrao         | 3.614            | 332              | 3.614                 | 332               | -90,8       |
| Gijón                     | 10.927           | 12.194           | 10.927                | 12.194            | 11,6        |
| Huelva                    | 4.185            | 3.489            | 14.429                | 12.410            | -14,0       |
| Las Palmas                | 379.410          | 330.327          | 1.584.856             | 1.673.721         | 5,6         |
| Málaga                    | 110.809          | 69.527           | 202.240               | 208.765           | 3,2         |
| Marín y Ría de Pontevedra | 0                | 0                | 0                     | 0                 |             |
| Melilla                   | 49.108           | 49.634           | 141.891               | 161.783           | 14,0        |
| Motril                    | 18.166           | 25.712           | 40.042                | 46.018            | 14,9        |
| Pasaia                    | 419              | 572              | 422                   | 572               | 35,5        |
| Santa Cruz de Tenerife    | 663.589          | 644.587          | 2.688.880             | 2.726.009         | 1,4         |
| Santander                 | 25.828           | 22.224           | 45.576                | 42.715            | -6,3        |
| Sevilla                   | 3.578            | 2.848            | 5.837                 | 6.927             | 18,7        |
| Tarragona                 | 4.254            | 4.304            | 4.254                 | 5.165             | 21,4        |
| Valencia                  | 154.238          | 122.360          | 344.440               | 330.255           | -4,1        |
| Vigo                      | 39.518           | 43.025           | 69.247                | 58.688            | -15,2       |
| Vilagarcía                | 0                | 0                | 0                     | 0                 |             |
| <b>TOTAL</b>              | <b>3.746.412</b> | <b>3.263.417</b> | <b>10.650.223</b>     | <b>10.455.419</b> | <b>-1,8</b> |

Incluye embarques, desembarques y tránsito

Fecha: 22/6/2026



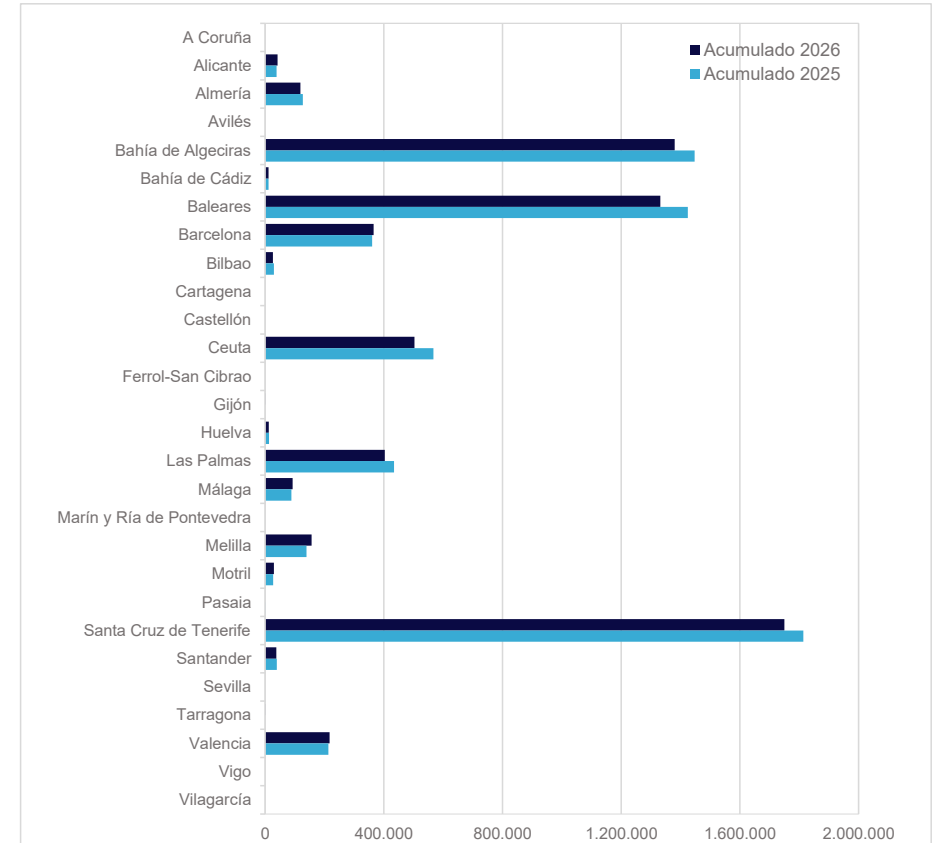
## 12.1. PASAJEROS EN RÉGIMEN DE TRANSPORTE

Datos en número

| Autoridad Portuaria       | Abril            |                  | Acumulado desde Enero |                  |             |
|---------------------------|------------------|------------------|-----------------------|------------------|-------------|
|                           | 2025             | 2026             | 2025                  | 2026             | Var. (%)    |
| A Coruña                  | 0                | 0                | 0                     | 0                |             |
| Alicante                  | 8.832            | 9.594            | 38.484                | 42.158           | 9,5         |
| Almería                   | 41.235           | 34.168           | 127.483               | 118.825          | -6,8        |
| Avilés                    | 0                | 0                | 0                     | 0                |             |
| Bahía de Algeciras        | 444.982          | 404.748          | 1.447.175             | 1.380.261        | -4,6        |
| Bahía de Cádiz            | 3.057            | 2.843            | 11.504                | 11.492           | -0,1        |
| Baleares                  | 578.432          | 519.978          | 1.424.782             | 1.332.195        | -6,5        |
| Barcelona                 | 147.079          | 131.318          | 360.773               | 365.470          | 1,3         |
| Bilbao                    | 13.565           | 11.549           | 29.618                | 26.074           | -12,0       |
| Cartagena                 | 0                | 0                | 0                     | 0                |             |
| Castellón                 | 0                | 0                | 0                     | 0                |             |
| Ceuta                     | 174.988          | 145.265          | 567.573               | 503.625          | -11,3       |
| Ferrol-San Cibrao         | 0                | 0                | 0                     | 0                |             |
| Gijón                     | 0                | 5                | 0                     | 5                |             |
| Huelva                    | 4.185            | 3.322            | 13.157                | 12.243           | -6,9        |
| Las Palmas                | 145.806          | 130.778          | 434.895               | 403.517          | -7,2        |
| Málaga                    | 28.991           | 25.522           | 88.801                | 92.726           | 4,4         |
| Marín y Ría de Pontevedra | 0                | 0                | 0                     | 0                |             |
| Melilla                   | 47.908           | 46.674           | 139.835               | 156.884          | 12,2        |
| Motril                    | 9.592            | 9.494            | 26.829                | 29.800           | 11,1        |
| Pasaia                    | 0                | 0                | 3                     | 0                | -100,0      |
| Santa Cruz de Tenerife    | 498.239          | 472.113          | 1.813.751             | 1.749.678        | -3,5        |
| Santander                 | 19.508           | 18.988           | 39.256                | 37.502           | -4,5        |
| Sevilla                   | 0                | 0                | 0                     | 0                |             |
| Tarragona                 | 0                | 0                | 0                     | 19               |             |
| Valencia                  | 80.000           | 70.094           | 213.392               | 217.312          | 1,8         |
| Vigo                      | 0                | 0                | 0                     | 0                |             |
| Vilagarcía                | 0                | 0                | 0                     | 0                |             |
| <b>TOTAL</b>              | <b>2.246.399</b> | <b>2.036.453</b> | <b>6.777.311</b>      | <b>6.479.786</b> | <b>-4,4</b> |

Incluye embarques y desembarques

Fecha: 22/6/2026



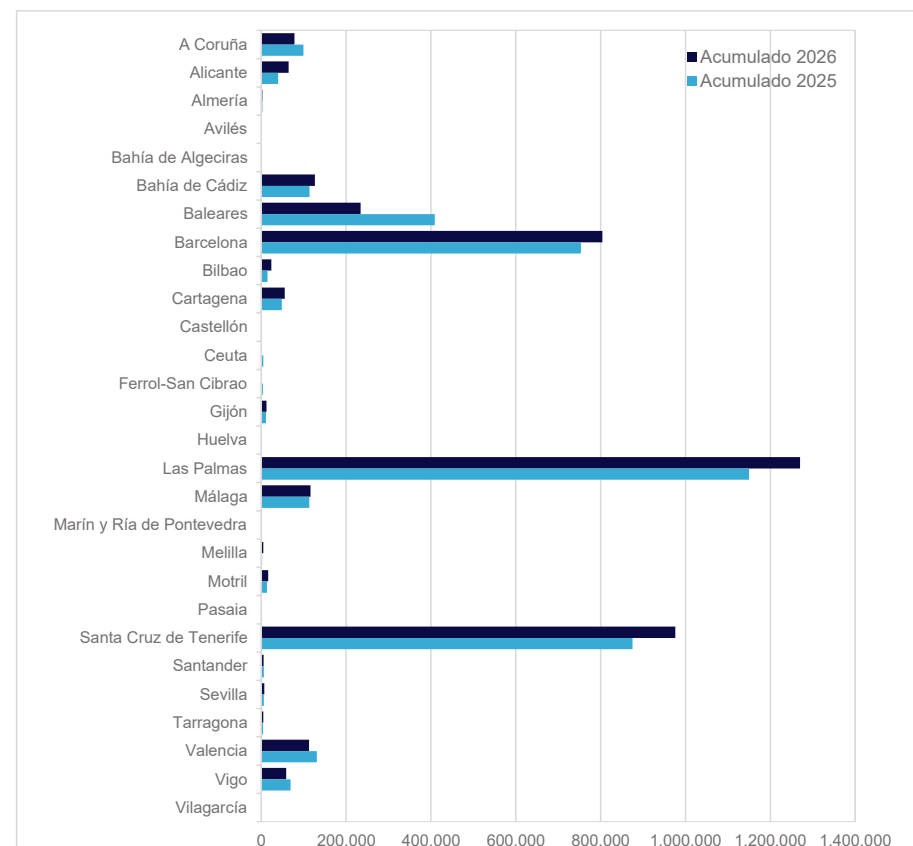
## 12.2. PASAJEROS DE CRUCERO

Datos en número

| Autoridad Portuaria       | Abril            |                  | Acumulado desde Enero |                  |            |
|---------------------------|------------------|------------------|-----------------------|------------------|------------|
|                           | 2025             | 2026             | 2025                  | 2026             | Var. (%)   |
| A Coruña                  | 60.979           | 35.097           | 99.447                | 78.275           | -21,3      |
| Alicante                  | 32.595           | 30.762           | 40.085                | 64.345           | 60,5       |
| Almería                   | 2.524            | 2.404            | 2.879                 | 2.404            | -16,5      |
| Avilés                    | 0                | 0                | 0                     | 0                |            |
| Bahía de Algeciras        | 0                | 0                | 0                     | 0                |            |
| Bahía de Cádiz            | 72.272           | 65.761           | 113.749               | 126.568          | 11,3       |
| Baleares                  | 257.633          | 155.823          | 408.797               | 234.199          | -42,7      |
| Barcelona                 | 402.225          | 337.317          | 753.529               | 804.357          | 6,7        |
| Bilbao                    | 9.539            | 14.641           | 14.466                | 24.036           | 66,2       |
| Cartagena                 | 26.075           | 30.769           | 48.609                | 55.290           | 13,7       |
| Castellón                 | 0                | 245              | 0                     | 245              |            |
| Ceuta                     | 2.757            | 0                | 4.615                 | 46               | -99,0      |
| Ferrol-San Cibrao         | 3.614            | 332              | 3.614                 | 332              | -90,8      |
| Gijón                     | 10.927           | 12.189           | 10.927                | 12.189           | 11,5       |
| Huelva                    | 0                | 167              | 1.272                 | 167              | -86,9      |
| Las Palmas                | 233.604          | 199.549          | 1.149.961             | 1.270.204        | 10,5       |
| Málaga                    | 81.818           | 44.005           | 113.439               | 116.039          | 2,3        |
| Marín y Ría de Pontevedra | 0                | 0                | 0                     | 0                |            |
| Melilla                   | 1.200            | 2.960            | 2.056                 | 4.899            | 138,3      |
| Motril                    | 8.574            | 16.218           | 13.213                | 16.218           | 22,7       |
| Pasaia                    | 419              | 572              | 419                   | 572              | 36,5       |
| Santa Cruz de Tenerife    | 165.350          | 172.474          | 875.129               | 976.331          | 11,6       |
| Santander                 | 6.320            | 3.236            | 6.320                 | 5.213            | -17,5      |
| Sevilla                   | 3.578            | 2.848            | 5.837                 | 6.927            | 18,7       |
| Tarragona                 | 4.254            | 4.304            | 4.254                 | 5.146            | 21,0       |
| Valencia                  | 74.238           | 52.266           | 131.048               | 112.943          | -13,8      |
| Vigo                      | 39.518           | 43.025           | 69.247                | 58.688           | -15,2      |
| Vilagarcía                | 0                | 0                | 0                     | 0                |            |
| <b>TOTAL</b>              | <b>1.500.013</b> | <b>1.226.964</b> | <b>3.872.912</b>      | <b>3.975.633</b> | <b>2,7</b> |

Incluye inicio, fin de línea y tránsito

Fecha: 22/6/2026



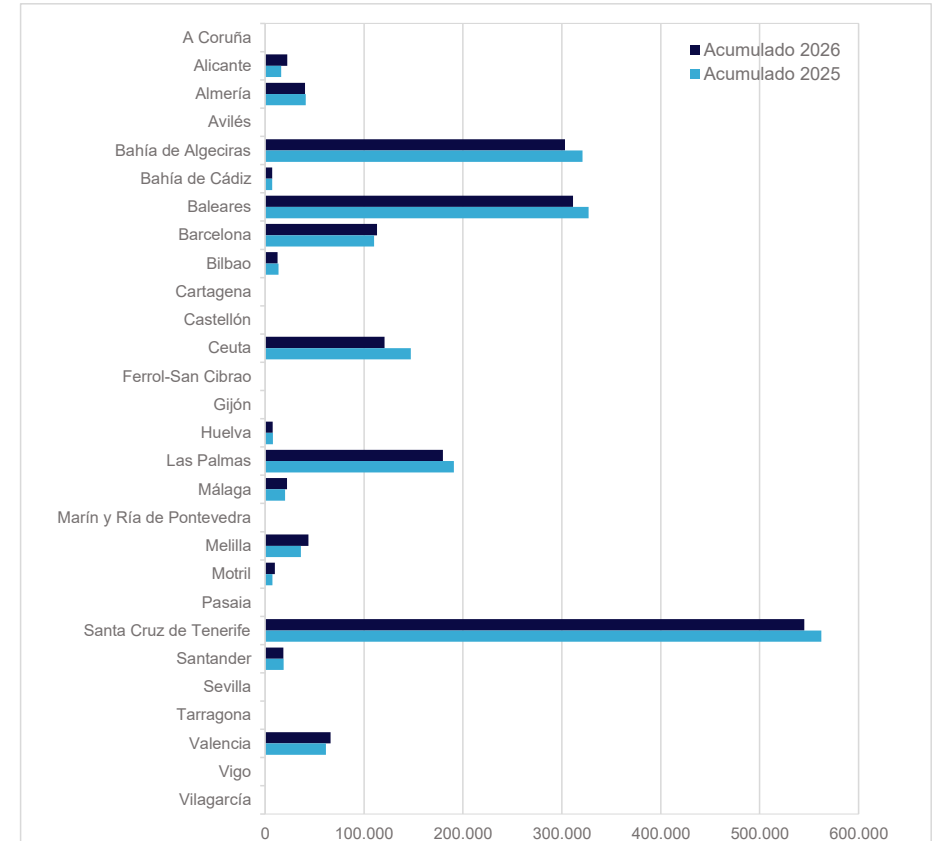
## 13.1. AUTOMÓVILES EN RÉGIMEN DE PASAJE

Datos en unidades

| Autoridad Portuaria       | Abril          |                | Acumulado desde Enero |                  |             |
|---------------------------|----------------|----------------|-----------------------|------------------|-------------|
|                           | 2025           | 2026           | 2025                  | 2026             | Var. (%)    |
| A Coruña                  | 0              | 0              | 0                     | 0                |             |
| Alicante                  | 3.214          | 5.546          | 16.304                | 22.421           | 37,5        |
| Almería                   | 13.197         | 12.391         | 41.125                | 40.276           | -2,1        |
| Avilés                    | 0              | 0              | 0                     | 0                |             |
| Bahía de Algeciras        | 96.345         | 85.073         | 321.002               | 303.228          | -5,5        |
| Bahía de Cádiz            | 1.887          | 1.792          | 7.087                 | 7.092            | 0,1         |
| Baleares                  | 127.803        | 116.559        | 326.960               | 311.379          | -4,8        |
| Barcelona                 | 42.248         | 39.470         | 110.239               | 113.103          | 2,6         |
| Bilbao                    | 6.242          | 5.746          | 13.688                | 12.695           | -7,3        |
| Cartagena                 | 0              | 0              | 0                     | 0                |             |
| Castellón                 | 0              | 0              | 0                     | 0                |             |
| Ceuta                     | 45.242         | 35.254         | 147.254               | 120.727          | -18,0       |
| Ferrol-San Cibrao         | 0              | 0              | 0                     | 0                |             |
| Gijón                     | 0              | 0              | 0                     | 0                |             |
| Huelva                    | 2.491          | 2.099          | 8.002                 | 7.685            | -4,0        |
| Las Palmas                | 61.929         | 56.333         | 190.803               | 179.807          | -5,8        |
| Málaga                    | 6.799          | 6.206          | 20.158                | 22.093           | 9,6         |
| Marín y Ría de Pontevedra | 0              | 0              | 0                     | 0                |             |
| Melilla                   | 12.615         | 13.193         | 36.228                | 43.864           | 21,1        |
| Motril                    | 2.600          | 3.013          | 7.479                 | 9.925            | 32,7        |
| Pasaia                    | 0              | 0              | 0                     | 0                |             |
| Santa Cruz de Tenerife    | 165.142        | 158.098        | 562.285               | 545.243          | -3,0        |
| Santander                 | 9.119          | 9.235          | 18.853                | 18.368           | -2,6        |
| Sevilla                   | 0              | 0              | 0                     | 0                |             |
| Tarragona                 | 0              | 0              | 0                     | 0                |             |
| Valencia                  | 22.496         | 21.333         | 61.615                | 66.177           | 7,4         |
| Vigo                      | 0              | 0              | 0                     | 0                |             |
| Vilagarcía                | 0              | 0              | 0                     | 0                |             |
| <b>TOTAL</b>              | <b>619.369</b> | <b>571.341</b> | <b>1.889.082</b>      | <b>1.824.083</b> | <b>-3,4</b> |

Incluye embarques y desembarques

Fecha: 22/6/2026

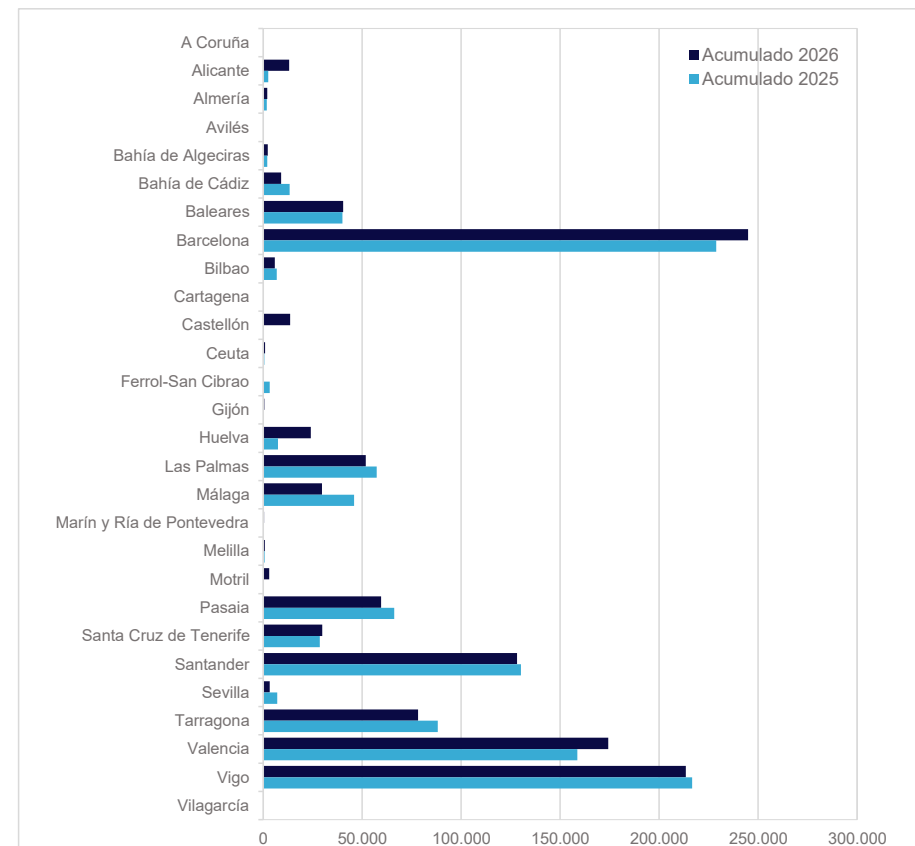


## 13.2. AUTOMÓVILES EN RÉGIMEN DE MERCANCÍA

Datos en unidades

| Autoridad Portuaria       | Abril          |                | Acumulado desde Enero |                  |            |
|---------------------------|----------------|----------------|-----------------------|------------------|------------|
|                           | 2025           | 2026           | 2025                  | 2026             | Var. (%)   |
| A Coruña                  | 0              | 0              | 0                     | 0                |            |
| Alicante                  | 459            | 4.384          | 2.538                 | 13.107           | 416,4      |
| Almería                   | 160            | 255            | 1.725                 | 2.086            | 20,9       |
| Avilés                    | 0              | 0              | 0                     | 0                |            |
| Bahía de Algeciras        | 543            | 613            | 2.069                 | 2.251            | 8,8        |
| Bahía de Cádiz            | 6.172          | 1.636          | 13.277                | 9.014            | -32,1      |
| Baleares                  | 12.952         | 12.205         | 40.033                | 40.391           | 0,9        |
| Barcelona                 | 60.332         | 67.444         | 228.778               | 244.853          | 7,0        |
| Bilbao                    | 2.444          | 1.571          | 6.761                 | 5.833            | -13,7      |
| Cartagena                 | 0              | 15             | 288                   | 158              | -45,1      |
| Castellón                 | 4              | 6.078          | 54                    | 13.604           | 25.092,6   |
| Ceuta                     | 170            | 165            | 496                   | 976              | 96,8       |
| Ferrol-San Cibrao         | 3.250          | 0              | 3.251                 | 0                | -100,0     |
| Gijón                     | 40             | 18             | 145                   | 554              | 282,1      |
| Huelva                    | 3.499          | 7.002          | 7.392                 | 24.027           | 225,0      |
| Las Palmas                | 20.921         | 12.726         | 57.357                | 51.817           | -9,7       |
| Málaga                    | 8.642          | 7.089          | 45.874                | 29.723           | -35,2      |
| Marín y Ría de Pontevedra | 184            | 137            | 208                   | 417              | 100,5      |
| Melilla                   | 158            | 212            | 672                   | 760              | 13,1       |
| Motril                    | 3              | 1.003          | 28                    | 2.996            | 10.600,0   |
| Pasaia                    | 17.142         | 15.177         | 66.222                | 59.498           | -10,2      |
| Santa Cruz de Tenerife    | 7.048          | 7.105          | 28.598                | 29.744           | 4,0        |
| Santander                 | 38.574         | 36.420         | 130.132               | 128.221          | -1,5       |
| Sevilla                   | 361            | 507            | 7.043                 | 3.220            | -54,3      |
| Tarragona                 | 21.263         | 20.961         | 88.120                | 78.244           | -11,2      |
| Valencia                  | 42.398         | 43.193         | 158.614               | 174.251          | 9,9        |
| Vigo                      | 54.040         | 54.094         | 216.661               | 213.446          | -1,5       |
| Vilagarcía                | 5              | 29             | 16                    | 89               | 456,3      |
| <b>TOTAL</b>              | <b>300.764</b> | <b>300.039</b> | <b>1.106.352</b>      | <b>1.129.280</b> | <b>2,1</b> |

Fecha: 22/6/2026



Incluye tractores, autobuses, turismos, camiones, vehículos especiales, motocicletas y resto

# RESUMEN DE IMPORT-EXPORT

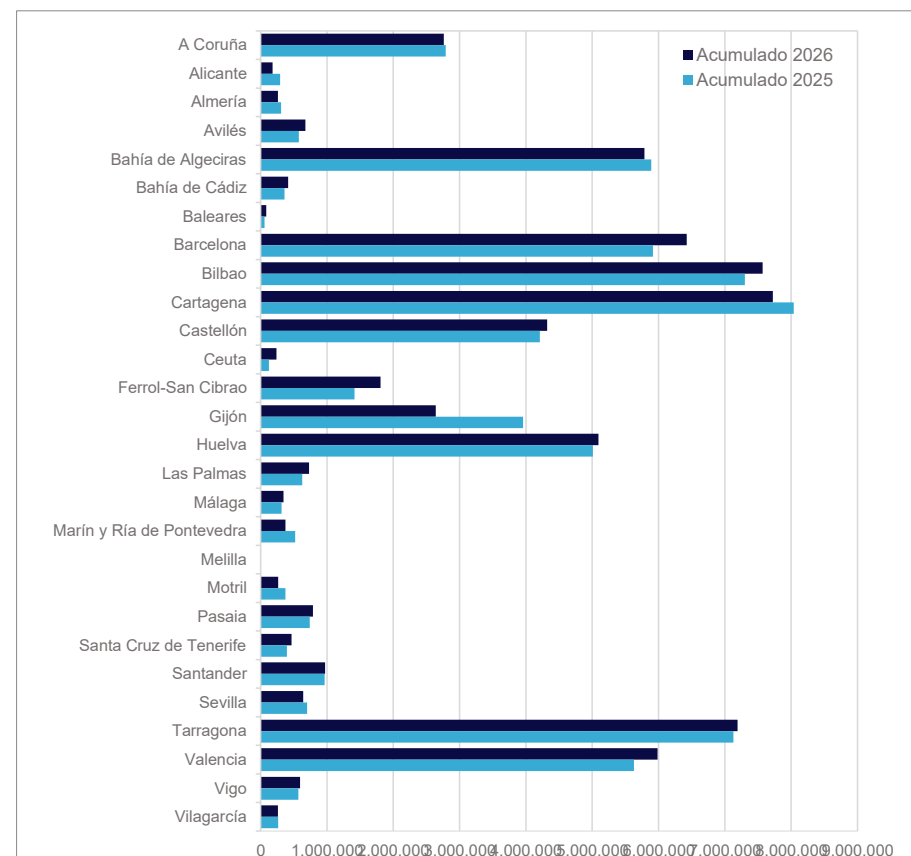
Abril de 2026

# 1. IMPORTACIONES TOTALES

Datos en toneladas

| Autoridad Portuaria       | Abril             |                   | Acumulado desde Enero |                   |            |
|---------------------------|-------------------|-------------------|-----------------------|-------------------|------------|
|                           | 2025              | 2026              | 2025                  | 2026              | Var.(%)    |
| A Coruña                  | 743.738           | 919.967           | 2.791.961             | 2.762.422         | -1,1       |
| Alicante                  | 93.913            | 42.292            | 292.532               | 179.199           | -38,7      |
| Almería                   | 88.847            | 60.625            | 309.740               | 261.212           | -15,7      |
| Avilés                    | 94.310            | 180.496           | 577.386               | 676.356           | 17,1       |
| Bahía de Algeciras        | 1.446.583         | 1.572.519         | 5.890.020             | 5.785.171         | -1,8       |
| Bahía de Cádiz            | 103.356           | 86.577            | 359.597               | 415.594           | 15,6       |
| Baleares                  | 7.421             | 68.342            | 60.440                | 86.399            | 43,0       |
| Barcelona                 | 1.689.771         | 1.804.901         | 5.915.201             | 6.424.862         | 8,6        |
| Bilbao                    | 1.871.964         | 1.925.071         | 7.302.369             | 7.570.634         | 3,7        |
| Cartagena                 | 1.781.577         | 1.554.866         | 8.039.174             | 7.722.329         | -3,9       |
| Castellón                 | 1.043.325         | 1.291.629         | 4.210.206             | 4.320.744         | 2,6        |
| Ceuta                     | 52.439            | 68.698            | 126.212               | 238.402           | 88,9       |
| Ferrol-San Cibrao         | 443.385           | 489.205           | 1.415.606             | 1.807.983         | 27,7       |
| Gijón                     | 1.022.838         | 577.619           | 3.958.893             | 2.641.015         | -33,3      |
| Huelva                    | 1.232.996         | 1.475.023         | 5.008.547             | 5.094.407         | 1,7        |
| Las Palmas                | 182.863           | 187.927           | 629.113               | 731.097           | 16,2       |
| Málaga                    | 36.519            | 82.383            | 315.633               | 346.209           | 9,7        |
| Marín y Ría de Pontevedra | 105.920           | 70.245            | 522.500               | 374.046           | -28,4      |
| Melilla                   | 88                | 0                 | 88                    | 0                 | -100,0     |
| Motril                    | 67.687            | 32.160            | 374.006               | 263.012           | -29,7      |
| Pasaia                    | 170.322           | 234.129           | 741.255               | 789.258           | 6,5        |
| Santa Cruz de Tenerife    | 120.153           | 138.395           | 396.234               | 465.104           | 17,4       |
| Santander                 | 217.176           | 247.592           | 963.849               | 971.755           | 0,8        |
| Sevilla                   | 164.544           | 158.253           | 698.903               | 641.548           | -8,2       |
| Tarragona                 | 1.912.590         | 1.973.457         | 7.128.636             | 7.192.140         | 0,9        |
| Valencia                  | 1.453.994         | 1.592.571         | 5.627.986             | 5.984.462         | 6,3        |
| Vigo                      | 151.765           | 172.380           | 567.713               | 593.128           | 4,5        |
| Vilagarcía                | 80.448            | 51.535            | 263.945               | 259.008           | -1,9       |
| <b>TOTAL</b>              | <b>16.380.532</b> | <b>17.058.857</b> | <b>64.487.745</b>     | <b>64.597.496</b> | <b>0,2</b> |

Fecha: 21/06/2026



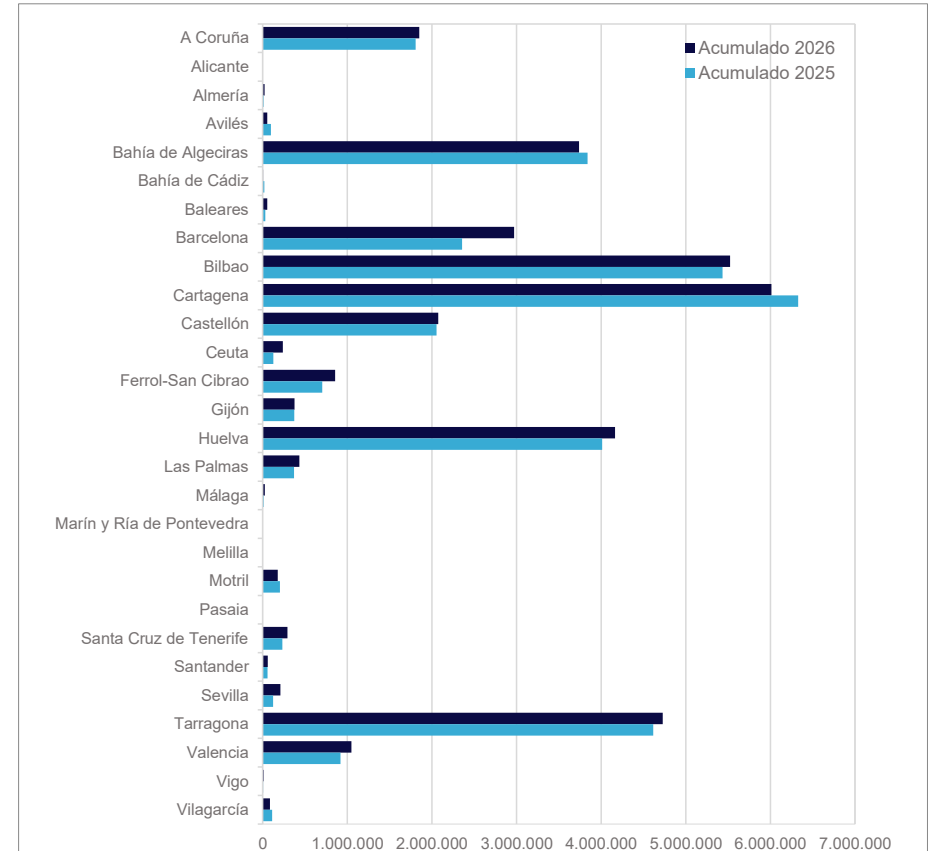
No incluye tránsito, ni taras ni transbordo y el país de origen es distinto a España

# 1.1. IMPORTACIONES DE GRANELES LÍQUIDOS

Datos en toneladas

| Autoridad Portuaria       | Abril            |                  | Acumulado desde Enero |                   |            |
|---------------------------|------------------|------------------|-----------------------|-------------------|------------|
|                           | 2025             | 2026             | 2025                  | 2026              | Var.(%)    |
| A Coruña                  | 464.758          | 622.722          | 1.807.707             | 1.851.932         | 2,4        |
| Alicante                  | 2.000            | 2.100            | 2.000                 | 4.200             | 110,0      |
| Almería                   | 0                | 6.012            | 12.032                | 22.914            | 90,4       |
| Avilés                    | 17.388           | 11.228           | 99.189                | 54.508            | -45,0      |
| Bahía de Algeciras        | 918.606          | 1.008.122        | 3.839.547             | 3.739.893         | -2,6       |
| Bahía de Cádiz            | 3.046            | 0                | 20.502                | 4.697             | -77,1      |
| Baleares                  | 0                | 54.239           | 30.992                | 54.239            | 75,0       |
| Barcelona                 | 798.014          | 878.966          | 2.356.781             | 2.970.428         | 26,0       |
| Bilbao                    | 1.464.929        | 1.383.617        | 5.434.645             | 5.523.451         | 1,6        |
| Cartagena                 | 1.469.205        | 1.142.428        | 6.327.316             | 6.011.290         | -5,0       |
| Castellón                 | 466.767          | 559.110          | 2.054.522             | 2.075.894         | 1,0        |
| Ceuta                     | 52.392           | 68.600           | 125.767               | 237.894           | 89,2       |
| Ferrol-San Cibrao         | 213.619          | 191.940          | 704.395               | 856.606           | 21,6       |
| Gijón                     | 82.200           | 112.683          | 373.306               | 376.797           | 0,9        |
| Huelva                    | 959.758          | 1.162.063        | 4.013.000             | 4.163.292         | 3,7        |
| Las Palmas                | 116.753          | 105.545          | 370.058               | 435.300           | 17,6       |
| Málaga                    | 0                | 5.477            | 12.659                | 27.125            | 114,3      |
| Marín y Ría de Pontevedra | 0                | 0                | 0                     | 0                 |            |
| Melilla                   | 0                | 0                | 0                     | 0                 |            |
| Motril                    | 24.590           | 4.907            | 204.552               | 178.517           | -12,7      |
| Pasaia                    | 0                | 0                | 0                     | 0                 |            |
| Santa Cruz de Tenerife    | 81.630           | 89.059           | 234.304               | 291.996           | 24,6       |
| Santander                 | 5.792            | 22.862           | 56.912                | 59.343            | 4,3        |
| Sevilla                   | 42.052           | 26.455           | 124.513               | 209.128           | 68,0       |
| Tarragona                 | 1.368.590        | 1.417.480        | 4.616.438             | 4.727.727         | 2,4        |
| Valencia                  | 144.576          | 181.767          | 918.968               | 1.050.421         | 14,3       |
| Vigo                      | 3.449            | 2.500            | 6.435                 | 10.766            | 67,3       |
| Vilagarcía                | 42.875           | 19.491           | 111.520               | 86.789            | -22,2      |
| <b>TOTAL</b>              | <b>8.742.989</b> | <b>9.079.373</b> | <b>33.858.060</b>     | <b>35.025.147</b> | <b>3,4</b> |

Fecha: 21/06/2026



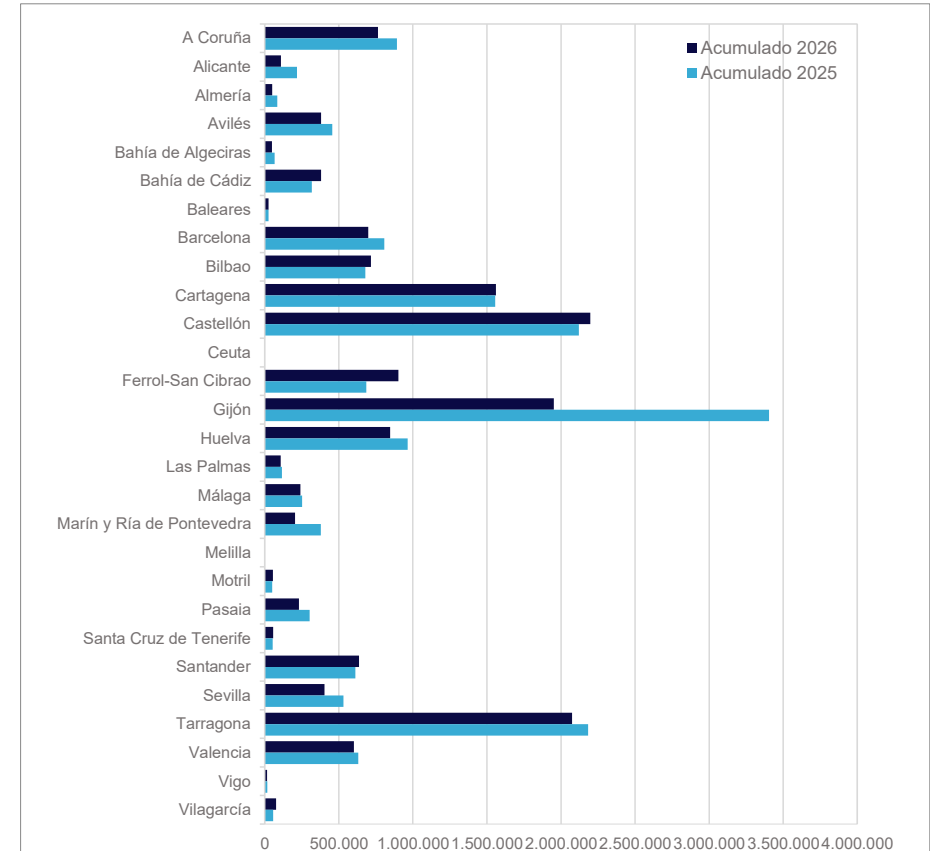
No incluye tránsito, ni taras ni transbordo y el país de origen es distinto a España

## 1.2. IMPORTACIONES DE GRANELES SÓLIDOS

Datos en toneladas

| Autoridad Portuaria       | Abril            |                  | Acumulado desde Enero |                   |              |
|---------------------------|------------------|------------------|-----------------------|-------------------|--------------|
|                           | 2025             | 2026             | 2025                  | 2026              | Var.(%)      |
| A Coruña                  | 253.711          | 229.540          | 892.687               | 764.381           | -14,4        |
| Alicante                  | 76.931           | 24.380           | 217.634               | 110.171           | -49,4        |
| Almería                   | 34.898           | 6.300            | 85.672                | 49.662            | -42,0        |
| Avilés                    | 70.549           | 83.538           | 455.842               | 380.108           | -16,6        |
| Bahía de Algeciras        | 25.323           | 2.839            | 66.219                | 49.159            | -25,8        |
| Bahía de Cádiz            | 95.054           | 76.902           | 318.823               | 380.045           | 19,2         |
| Baleares                  | 4.900            | 11.628           | 26.240                | 25.799            | -1,7         |
| Barcelona                 | 156.739          | 194.565          | 807.063               | 698.748           | -13,4        |
| Bilbao                    | 158.932          | 186.907          | 679.706               | 716.471           | 5,4          |
| Cartagena                 | 277.410          | 375.672          | 1.555.311             | 1.560.920         | 0,4          |
| Castellón                 | 564.387          | 714.299          | 2.121.206             | 2.197.944         | 3,6          |
| Ceuta                     | 0                | 0                | 0                     | 0                 |              |
| Ferrol-San Cibrao         | 216.757          | 284.938          | 686.338               | 902.733           | 31,5         |
| Gijón                     | 883.711          | 368.857          | 3.404.565             | 1.952.252         | -42,7        |
| Huelva                    | 253.555          | 291.065          | 964.612               | 846.946           | -12,2        |
| Las Palmas                | 27.866           | 34.327           | 116.472               | 108.033           | -7,2         |
| Málaga                    | 22.850           | 55.509           | 252.404               | 241.141           | -4,5         |
| Marín y Ría de Pontevedra | 64.106           | 21.277           | 378.311               | 205.419           | -45,7        |
| Melilla                   | 88               | 0                | 88                    | 0                 | -100,0       |
| Motril                    | 11.857           | 11.579           | 50.080                | 54.930            | 9,7          |
| Pasaia                    | 60.379           | 65.897           | 303.207               | 230.728           | -23,9        |
| Santa Cruz de Tenerife    | 12.559           | 14.851           | 54.236                | 56.864            | 4,8          |
| Santander                 | 145.285          | 143.179          | 611.799               | 636.251           | 4,0          |
| Sevilla                   | 109.443          | 124.419          | 532.092               | 404.121           | -24,1        |
| Tarragona                 | 455.077          | 427.501          | 2.182.913             | 2.075.061         | -4,9         |
| Valencia                  | 171.997          | 169.053          | 632.204               | 601.847           | -4,8         |
| Vigo                      | 3.575            | 4.105            | 17.462                | 16.549            | -5,2         |
| Vilagarcía                | 14.324           | 7.333            | 56.553                | 76.508            | 35,3         |
| <b>TOTAL</b>              | <b>4.172.263</b> | <b>3.930.460</b> | <b>17.469.739</b>     | <b>15.342.791</b> | <b>-12,2</b> |

Fecha: 21/06/2026



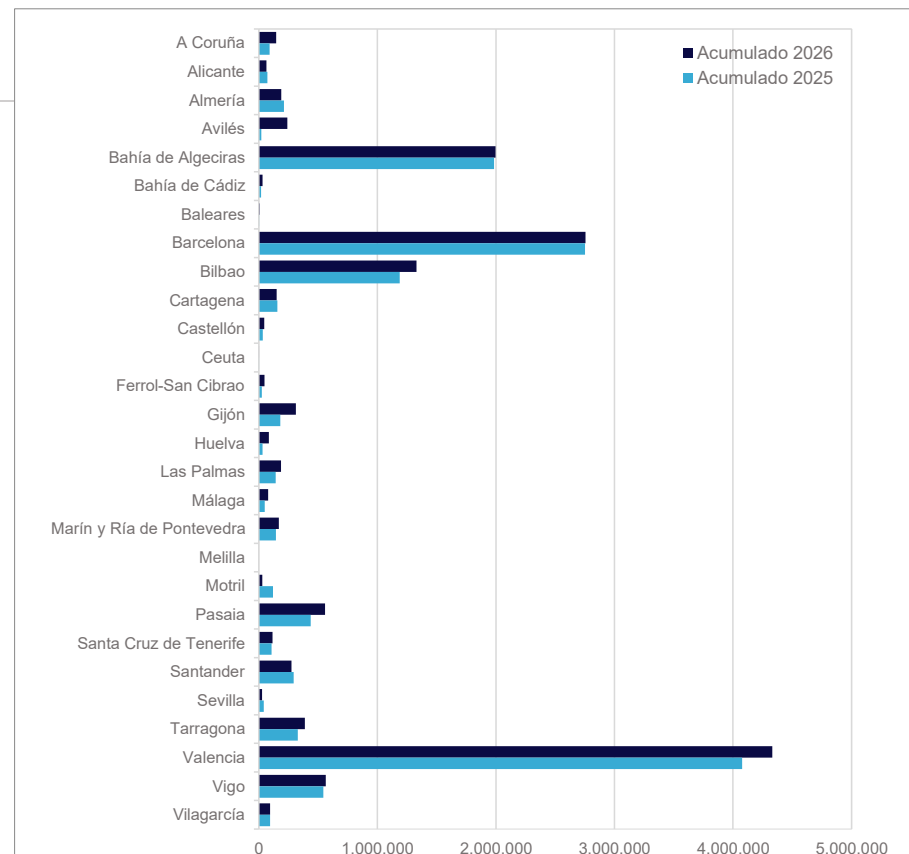
No incluye tránsito, ni taras ni transbordo y el país de origen es distinto a España

### 1.3. IMPORTACIONES DE MERCANCÍA GENERAL

Datos en toneladas

| Autoridad Portuaria       | Abril            |                  | Acumulado desde Enero |                   |            |
|---------------------------|------------------|------------------|-----------------------|-------------------|------------|
|                           | 2025             | 2026             | 2025                  | 2026              | Var.(%)    |
| A Coruña                  | 25.269           | 67.705           | 91.567                | 146.109           | 59,6       |
| Alicante                  | 14.982           | 15.812           | 72.898                | 64.828            | -11,1      |
| Almería                   | 53.949           | 48.313           | 212.036               | 188.636           | -11,0      |
| Avilés                    | 6.373            | 85.730           | 22.355                | 241.740           | 981,4      |
| Bahía de Algeciras        | 502.654          | 561.558          | 1.984.254             | 1.996.119         | 0,6        |
| Bahía de Cádiz            | 5.256            | 9.675            | 20.272                | 30.852            | 52,2       |
| Baleares                  | 2.521            | 2.475            | 3.208                 | 6.361             | 98,3       |
| Barcelona                 | 735.018          | 731.370          | 2.751.357             | 2.755.686         | 0,2        |
| Bilbao                    | 248.103          | 354.547          | 1.188.018             | 1.330.712         | 12,0       |
| Cartagena                 | 34.962           | 36.766           | 156.547               | 150.119           | -4,1       |
| Castellón                 | 12.171           | 18.220           | 34.478                | 46.906            | 36,0       |
| Ceuta                     | 47               | 98               | 445                   | 508               | 14,2       |
| Ferrol-San Cibrao         | 13.009           | 12.327           | 24.873                | 48.644            | 95,6       |
| Gijón                     | 56.927           | 96.079           | 181.022               | 311.966           | 72,3       |
| Huelva                    | 19.683           | 21.895           | 30.935                | 84.169            | 172,1      |
| Las Palmas                | 38.244           | 48.055           | 142.583               | 187.764           | 31,7       |
| Málaga                    | 13.669           | 21.397           | 50.570                | 77.943            | 54,1       |
| Marín y Ría de Pontevedra | 41.814           | 48.968           | 144.189               | 168.627           | 16,9       |
| Melilla                   | 0                | 0                | 0                     | 0                 | -          |
| Motril                    | 31.240           | 15.674           | 119.374               | 29.565            | -75,2      |
| Pasaia                    | 109.943          | 168.232          | 438.048               | 558.530           | 27,5       |
| Santa Cruz de Tenerife    | 25.964           | 34.485           | 107.694               | 116.244           | 7,9        |
| Santander                 | 66.099           | 81.551           | 295.138               | 276.161           | -6,4       |
| Sevilla                   | 13.049           | 7.379            | 42.298                | 28.299            | -33,1      |
| Tarragona                 | 88.923           | 128.476          | 329.285               | 389.352           | 18,2       |
| Valencia                  | 1.137.421        | 1.241.751        | 4.076.814             | 4.332.194         | 6,3        |
| Vigo                      | 144.741          | 165.775          | 543.816               | 565.813           | 4,0        |
| Vilagarcía                | 23.249           | 24.711           | 95.872                | 95.711            | -0,2       |
| <b>TOTAL</b>              | <b>3.465.280</b> | <b>4.049.024</b> | <b>13.159.946</b>     | <b>14.229.558</b> | <b>8,1</b> |

Fecha: 21/06/2026



No incluye tránsito, ni taras ni transbordo y el país de origen es distinto a España

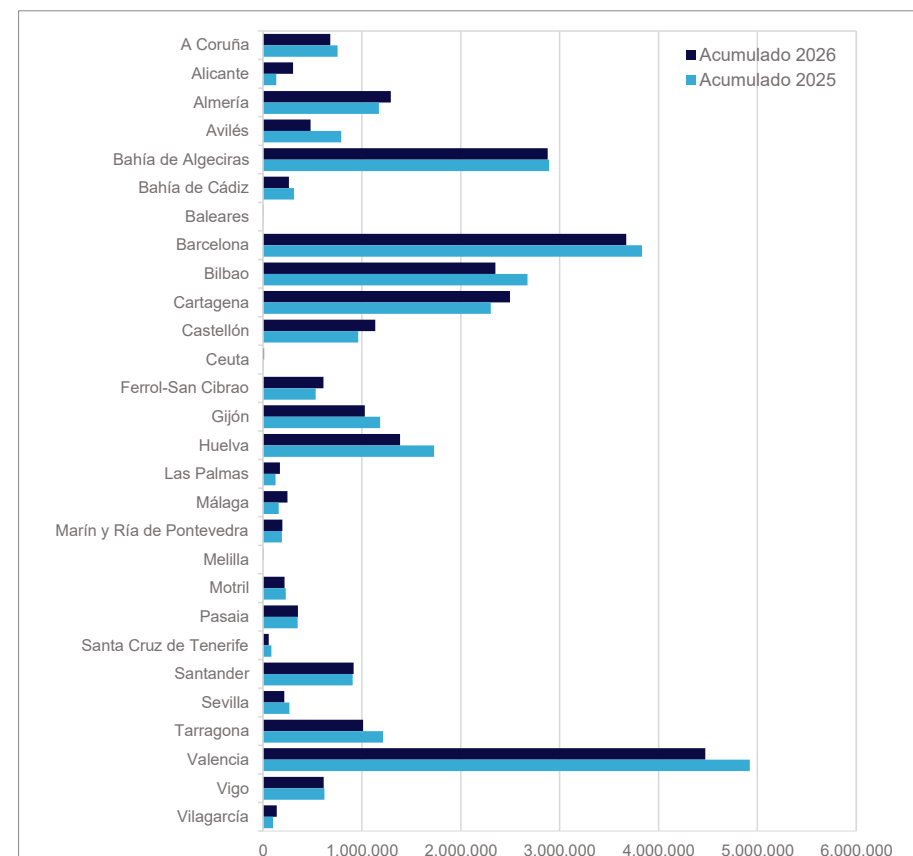
## 2. EXPORTACIONES TOTALES

Datos en toneladas

| Autoridad Portuaria       | Abril            |                  | Acumulado desde Enero |                   |             |
|---------------------------|------------------|------------------|-----------------------|-------------------|-------------|
|                           | 2025             | 2026             | 2025                  | 2026              | Var.(%)     |
| A Coruña                  | 160.267          | 199.467          | 754.549               | 679.531           | -9,9        |
| Alicante                  | 8.967            | 112.479          | 133.683               | 304.544           | 127,8       |
| Almería                   | 307.849          | 293.718          | 1.172.312             | 1.293.748         | 10,4        |
| Avilés                    | 209.324          | 141.829          | 790.492               | 480.572           | -39,2       |
| Bahía de Algeciras        | 706.822          | 817.996          | 2.893.927             | 2.879.465         | -0,5        |
| Bahía de Cádiz            | 48.859           | 43.250           | 313.396               | 262.863           | -16,1       |
| Baleares                  | 687              | 201              | 1.753                 | 592               | -66,2       |
| Barcelona                 | 916.812          | 959.167          | 3.832.790             | 3.673.065         | -4,2        |
| Bilbao                    | 639.794          | 666.784          | 2.675.628             | 2.349.864         | -12,2       |
| Cartagena                 | 572.189          | 657.143          | 2.302.302             | 2.497.801         | 8,5         |
| Castellón                 | 239.543          | 305.004          | 962.179               | 1.135.415         | 18,0        |
| Ceuta                     | 0                | 0                | 4.537                 | 10.608            | 133,8       |
| Ferrol-San Cibrao         | 146.665          | 187.201          | 533.367               | 611.467           | 14,6        |
| Gijón                     | 315.103          | 355.510          | 1.185.111             | 1.028.770         | -13,2       |
| Huelva                    | 384.529          | 402.702          | 1.730.537             | 1.385.546         | -19,9       |
| Las Palmas                | 25.317           | 16.496           | 127.686               | 170.337           | 33,4        |
| Málaga                    | 52.630           | 52.329           | 157.512               | 247.812           | 57,3        |
| Marín y Ría de Pontevedra | 46.225           | 46.041           | 189.822               | 195.497           | 3,0         |
| Melilla                   | 0                | 15               | 0                     | 15                |             |
| Motril                    | 99.620           | 26.879           | 230.056               | 218.216           | -5,1        |
| Pasaia                    | 84.222           | 77.398           | 351.329               | 354.030           | 0,8         |
| Santa Cruz de Tenerife    | 17.476           | 9.030            | 83.969                | 56.986            | -32,1       |
| Santander                 | 198.446          | 265.636          | 907.316               | 915.206           | 0,9         |
| Sevilla                   | 78.581           | 55.615           | 267.654               | 214.557           | -19,8       |
| Tarragona                 | 375.548          | 394.360          | 1.214.532             | 1.012.082         | -16,7       |
| Valencia                  | 1.223.894        | 1.145.737        | 4.922.533             | 4.473.720         | -9,1        |
| Vigo                      | 163.120          | 162.769          | 621.071               | 613.266           | -1,3        |
| Vilagarcía                | 21.138           | 53.408           | 101.812               | 138.737           | 36,3        |
| <b>TOTAL</b>              | <b>7.043.627</b> | <b>7.448.164</b> | <b>28.461.855</b>     | <b>27.204.312</b> | <b>-4,4</b> |

No incluye tránsito, ni taras ni transbordo y el país de destino es distinto a España

Fecha: 21/06/2026

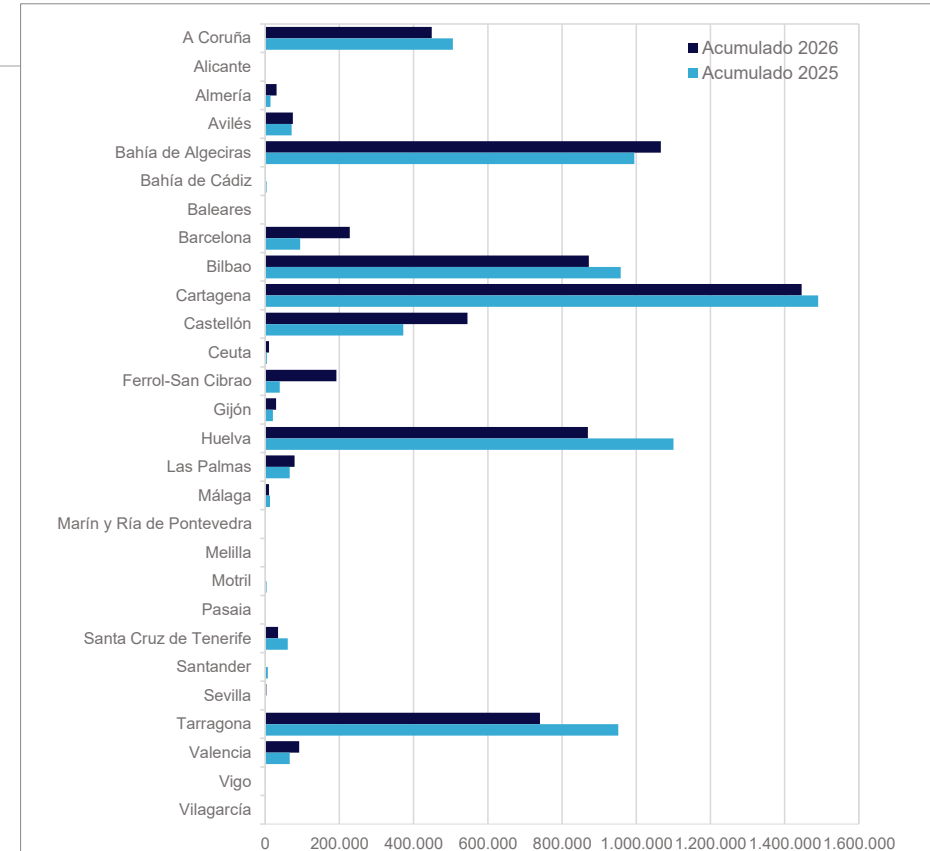


## 2.1. EXPORTACIONES DE GRANELES LÍQUIDOS

Datos en toneladas

| Autoridad Portuaria       | Abril            |                  | Acumulado desde Enero |                  |             |
|---------------------------|------------------|------------------|-----------------------|------------------|-------------|
|                           | 2025             | 2026             | 2025                  | 2026             | Var.(%)     |
| A Coruña                  | 124.471          | 142.477          | 505.855               | 448.947          | -11,2       |
| Alicante                  | 1                | 144              | 4                     | 305              | 7.525,0     |
| Almería                   | 0                | 6.006            | 14.231                | 31.011           | 117,9       |
| Avilés                    | 27.661           | 26.719           | 71.070                | 74.794           | 5,2         |
| Bahía de Algeciras        | 252.059          | 348.543          | 994.763               | 1.066.187        | 7,2         |
| Bahía de Cádiz            | 0                | 0                | 4.009                 | 428              | -89,3       |
| Baleares                  | 0                | 0                | 0                     | 0                |             |
| Barcelona                 | 29.082           | 65.848           | 94.623                | 227.954          | 140,9       |
| Bilbao                    | 215.285          | 266.082          | 958.223               | 872.081          | -9,0        |
| Cartagena                 | 364.022          | 364.530          | 1.490.126             | 1.445.815        | -3,0        |
| Castellón                 | 109.365          | 127.061          | 372.142               | 545.307          | 46,5        |
| Ceuta                     | 0                | 0                | 4.537                 | 10.608           | 133,8       |
| Ferrol-San Cibrao         | 12.514           | 56.771           | 38.919                | 192.159          | 393,7       |
| Gijón                     | 3.382            | 13.477           | 21.135                | 29.429           | 39,2        |
| Huelva                    | 255.591          | 253.647          | 1.100.102             | 869.479          | -21,0       |
| Las Palmas                | 9.468            | 4.553            | 65.900                | 79.234           | 20,2        |
| Málaga                    | 3.656            | 3.040            | 12.800                | 10.136           | -20,8       |
| Marín y Ría de Pontevedra | 0                | 0                | 0                     | 0                |             |
| Melilla                   | 0                | 0                | 0                     | 0                |             |
| Motril                    | 3.577            | 0                | 3.577                 | 0                | -100,0      |
| Pasaia                    | 0                | 0                | 0                     | 0                |             |
| Santa Cruz de Tenerife    | 12.293           | 4.082            | 60.810                | 34.947           | -42,5       |
| Santander                 | 4.708            | 0                | 7.012                 | 0                | -100,0      |
| Sevilla                   | 0                | 0                | 0                     | 3.142            |             |
| Tarragona                 | 309.285          | 299.108          | 951.665               | 740.465          | -22,2       |
| Valencia                  | 32.452           | 14.964           | 66.238                | 91.807           | 38,6        |
| Vigo                      | 19               | 0                | 19                    | 3                | -84,2       |
| Vilagarcía                | 0                | 0                | 0                     | 0                |             |
| <b>TOTAL</b>              | <b>1.768.891</b> | <b>1.997.052</b> | <b>6.837.760</b>      | <b>6.774.238</b> | <b>-0,9</b> |

Fecha: 21/06/2026



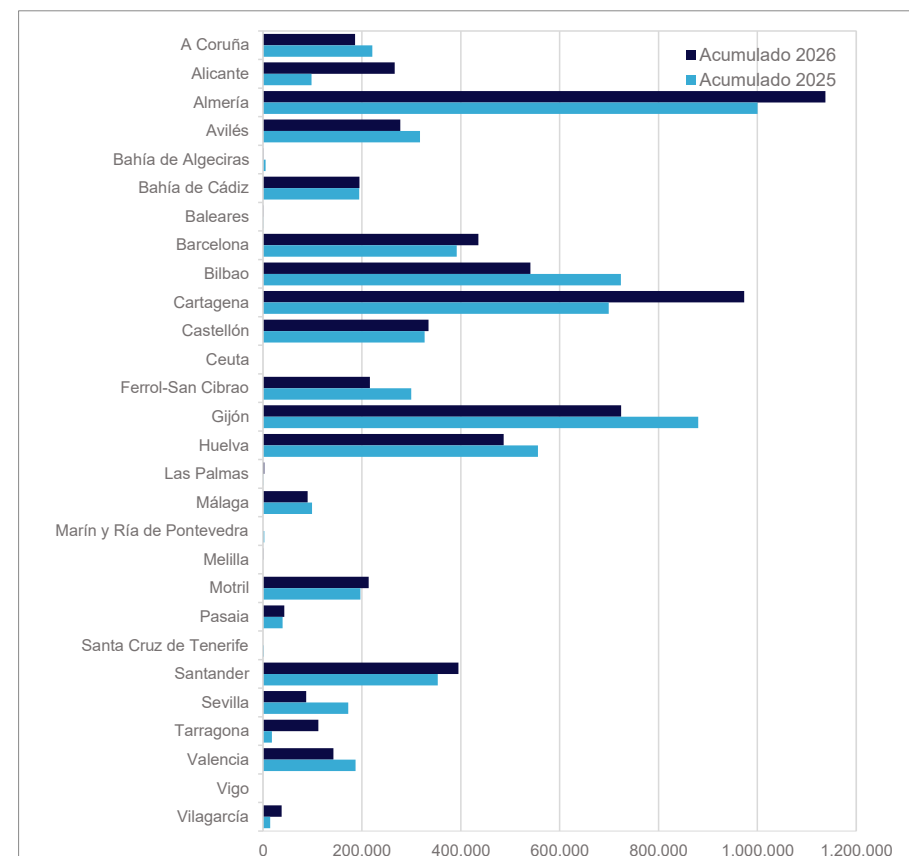
No incluye tránsito, ni taras ni transbordo y el país de destino es distinto a España

## 2.2. EXPORTACIONES DE GRANELES SÓLIDOS

Datos en toneladas

| Autoridad Portuaria       | Abril            |                  | Acumulado desde Enero |                  |            |
|---------------------------|------------------|------------------|-----------------------|------------------|------------|
|                           | 2025             | 2026             | 2025                  | 2026             | Var.(%)    |
| A Coruña                  | 26.969           | 47.996           | 220.947               | 186.039          | -15,8      |
| Alicante                  | 3.504            | 99.011           | 98.272                | 266.229          | 170,9      |
| Almería                   | 271.108          | 255.618          | 1.000.203             | 1.137.698        | 13,7       |
| Avilés                    | 58.979           | 78.730           | 317.442               | 277.530          | -12,6      |
| Bahía de Algeciras        | 0                | 0                | 5.140                 | 6                | -99,9      |
| Bahía de Cádiz            | 23.370           | 24.030           | 194.371               | 195.051          | 0,3        |
| Baleares                  | 33               | 25               | 33                    | 25               | -24,2      |
| Barcelona                 | 76.204           | 77.579           | 391.837               | 435.769          | 11,2       |
| Bilbao                    | 179.971          | 143.126          | 723.681               | 540.933          | -25,3      |
| Cartagena                 | 180.602          | 261.919          | 699.184               | 973.195          | 39,2       |
| Castellón                 | 61.870           | 98.830           | 327.010               | 334.864          | 2,4        |
| Ceuta                     | 0                | 0                | 0                     | 0                |            |
| Ferrol-San Cibrao         | 72.311           | 67.707           | 299.648               | 216.370          | -27,8      |
| Gijón                     | 244.465          | 267.143          | 880.521               | 724.135          | -17,8      |
| Huelva                    | 112.336          | 143.173          | 556.175               | 486.614          | -12,5      |
| Las Palmas                | 5                | 1                | 14                    | 2.501            | 17.764,3   |
| Málaga                    | 34.629           | 18.722           | 99.092                | 90.280           | -8,9       |
| Marín y Ría de Pontevedra | 0                | 0                | 2.596                 | 0                | -100,0     |
| Melilla                   | 0                | 15               | 0                     | 15               |            |
| Motril                    | 87.343           | 25.471           | 197.164               | 213.736          | 8,4        |
| Pasaia                    | 6.309            | 10.084           | 39.638                | 43.193           | 9,0        |
| Santa Cruz de Tenerife    | 112              | 0                | 1.981                 | 0                | -100,0     |
| Santander                 | 53.832           | 106.417          | 353.394               | 395.428          | 11,9       |
| Sevilla                   | 48.390           | 22.807           | 172.266               | 87.456           | -49,2      |
| Tarragona                 | 5.843            | 47.140           | 18.142                | 111.717          | 515,8      |
| Valencia                  | 47.078           | 35.124           | 187.068               | 142.532          | -23,8      |
| Vigo                      | 0                | 0                | 0                     | 0                |            |
| Vilagarcía                | 0                | 24.377           | 14.622                | 37.450           | 156,1      |
| <b>TOTAL</b>              | <b>1.595.263</b> | <b>1.855.045</b> | <b>6.800.441</b>      | <b>6.898.766</b> | <b>1,4</b> |

Fecha: 21/06/2026



No incluye tránsito, ni taras ni transbordo y el país de destino es distinto a España

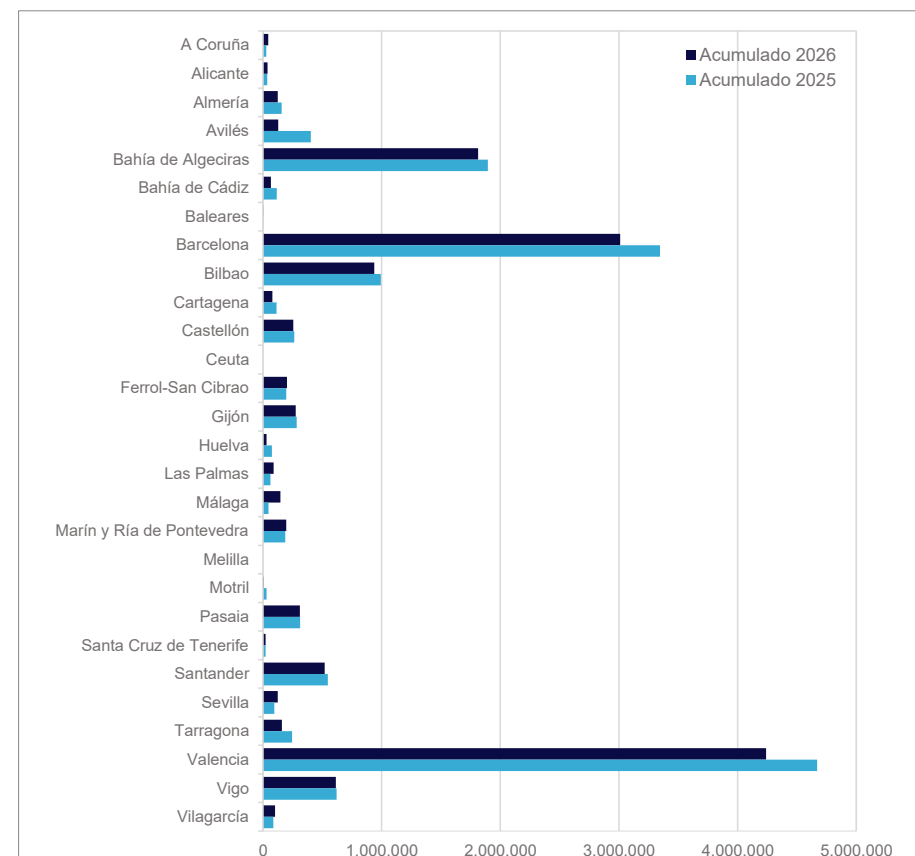
## 2.3. EXPORTACIONES DE MERCANCÍA GENERAL

Datos en toneladas

| Autoridad Portuaria       | Abril            |                  | Acumulado desde Enero |                   |             |
|---------------------------|------------------|------------------|-----------------------|-------------------|-------------|
|                           | 2025             | 2026             | 2025                  | 2026              | Var.(%)     |
| A Coruña                  | 8.827            | 8.994            | 27.747                | 44.545            | 60,5        |
| Alicante                  | 5.462            | 13.324           | 35.407                | 38.010            | 7,4         |
| Almería                   | 36.741           | 32.094           | 157.878               | 125.039           | -20,8       |
| Avilés                    | 122.684          | 36.380           | 401.980               | 128.248           | -68,1       |
| Bahía de Algeciras        | 454.763          | 469.453          | 1.894.024             | 1.813.272         | -4,3        |
| Bahía de Cádiz            | 25.489           | 19.220           | 115.016               | 67.384            | -41,4       |
| Baleares                  | 654              | 176              | 1.720                 | 567               | -67,0       |
| Barcelona                 | 811.526          | 815.740          | 3.346.330             | 3.009.342         | -10,1       |
| Bilbao                    | 244.538          | 257.576          | 993.724               | 936.850           | -5,7        |
| Cartagena                 | 27.565           | 30.694           | 112.992               | 78.791            | -30,3       |
| Castellón                 | 68.308           | 79.113           | 263.027               | 255.244           | -3,0        |
| Ceuta                     | 0                | 0                | 0                     | 0                 |             |
| Ferrol-San Cibrao         | 61.840           | 62.723           | 194.800               | 202.938           | 4,2         |
| Gijón                     | 67.256           | 74.890           | 283.455               | 275.206           | -2,9        |
| Huelva                    | 16.602           | 5.882            | 74.260                | 29.453            | -60,3       |
| Las Palmas                | 15.844           | 11.942           | 61.772                | 88.602            | 43,4        |
| Málaga                    | 14.345           | 30.567           | 45.620                | 147.396           | 223,1       |
| Marín y Ría de Pontevedra | 46.225           | 46.041           | 187.226               | 195.497           | 4,4         |
| Melilla                   | 0                | 0                | 0                     | 0                 |             |
| Motril                    | 8.700            | 1.408            | 29.315                | 4.480             | -84,7       |
| Pasaia                    | 77.913           | 67.314           | 311.691               | 310.837           | -0,3        |
| Santa Cruz de Tenerife    | 5.071            | 4.948            | 21.178                | 22.039            | 4,1         |
| Santander                 | 139.906          | 159.219          | 546.910               | 519.778           | -5,0        |
| Sevilla                   | 30.191           | 32.808           | 95.388                | 123.959           | 30,0        |
| Tarragona                 | 60.420           | 48.112           | 244.725               | 159.900           | -34,7       |
| Valencia                  | 1.144.364        | 1.095.649        | 4.669.227             | 4.239.381         | -9,2        |
| Vigo                      | 163.101          | 162.769          | 621.052               | 613.263           | -1,3        |
| Vilagarcía                | 21.138           | 29.031           | 87.190                | 101.287           | 16,2        |
| <b>TOTAL</b>              | <b>3.679.473</b> | <b>3.596.067</b> | <b>14.823.654</b>     | <b>13.531.308</b> | <b>-8,7</b> |

No incluye tránsito, ni taras ni transbordo y el país de destino es distinto a España

Fecha: 21/06/2026

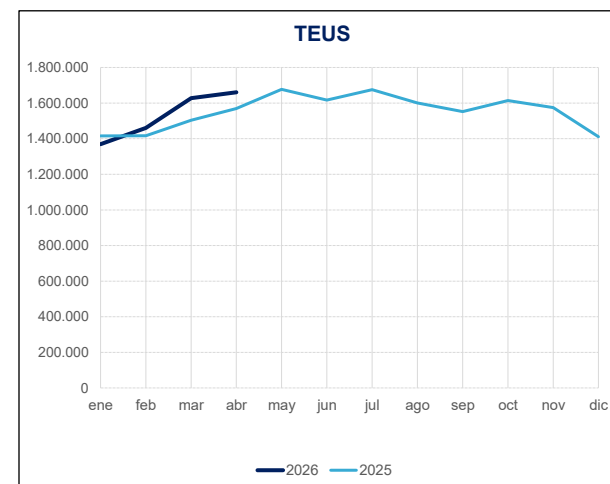
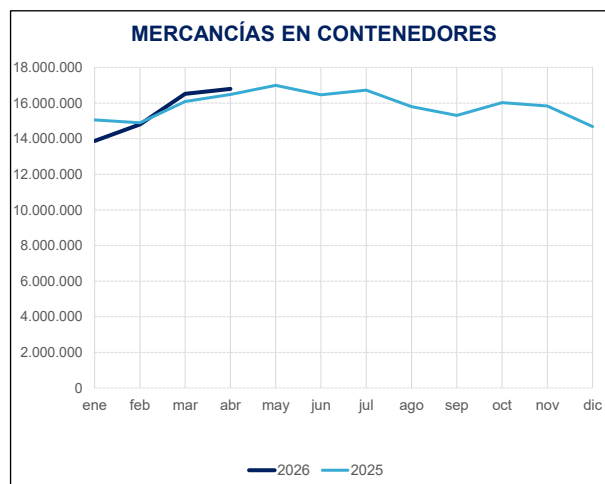
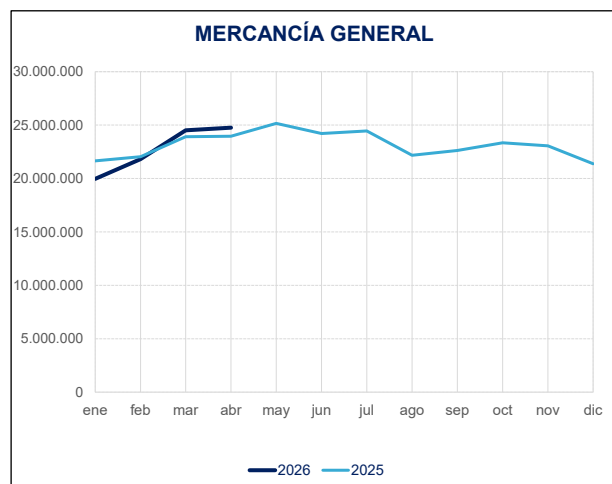
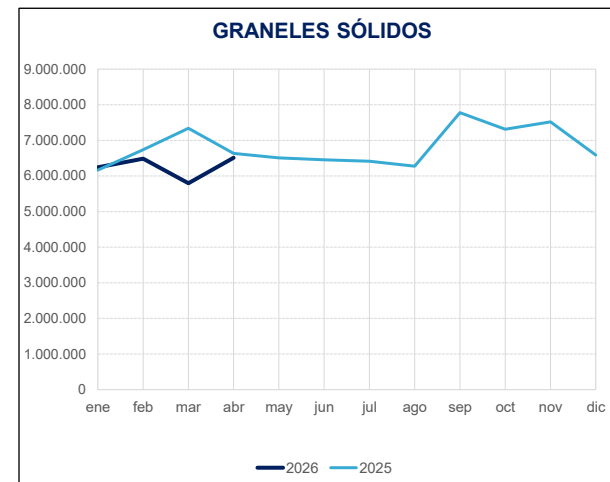
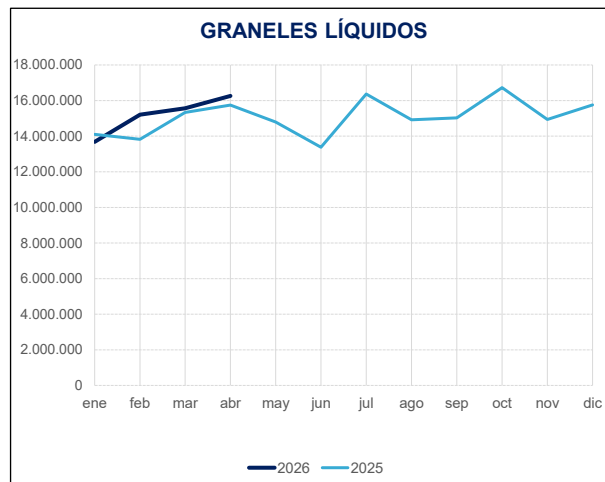
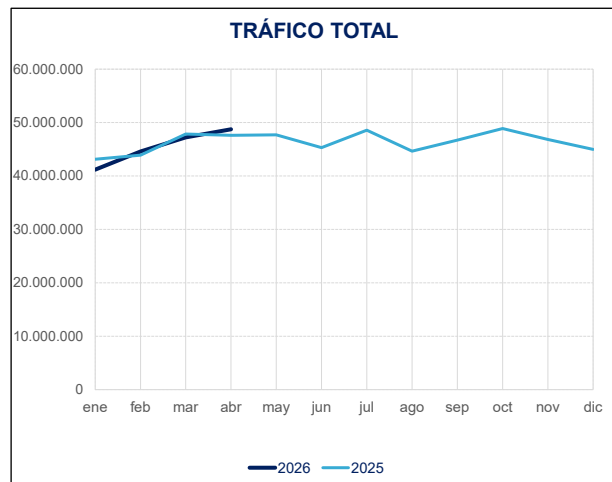


# GRÁFICOS DEL TRÁFICO PORTUARIO

## Abril de 2026

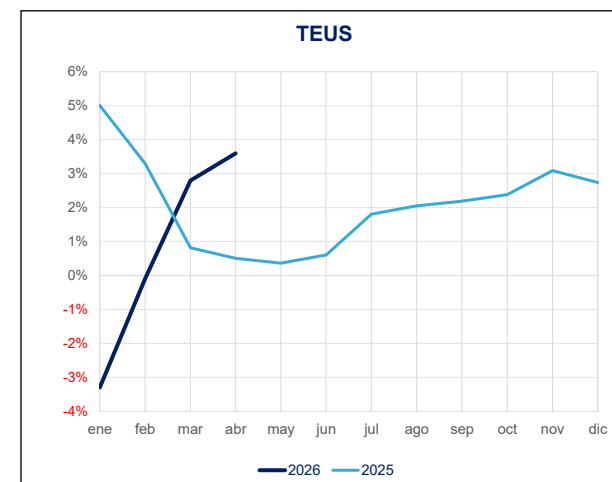
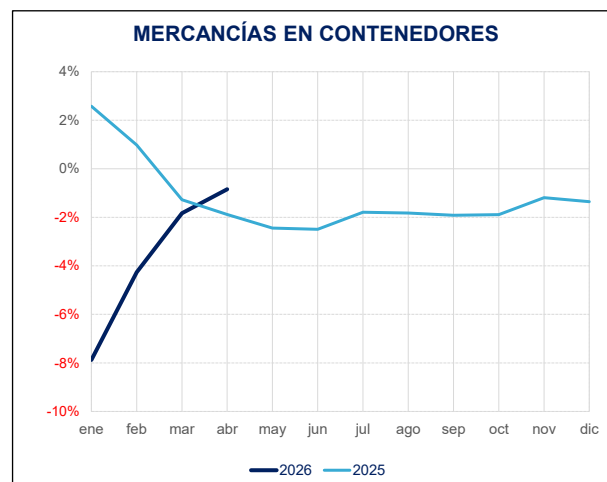
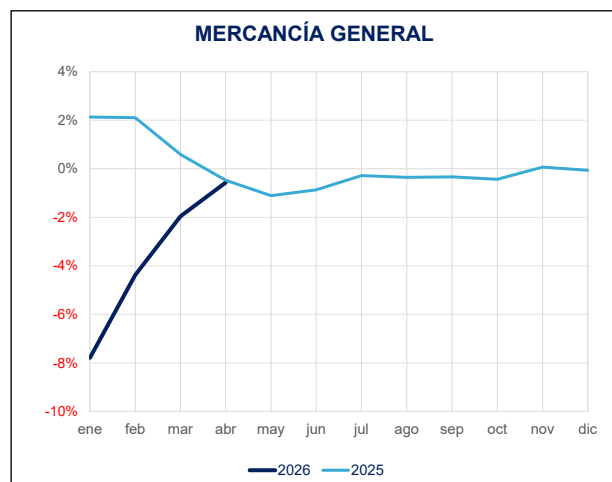
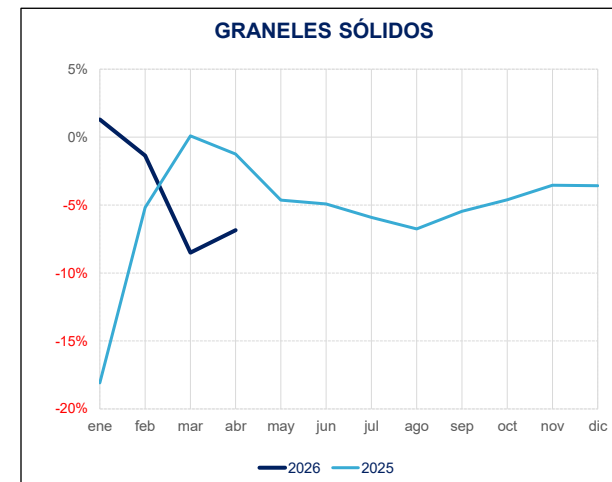
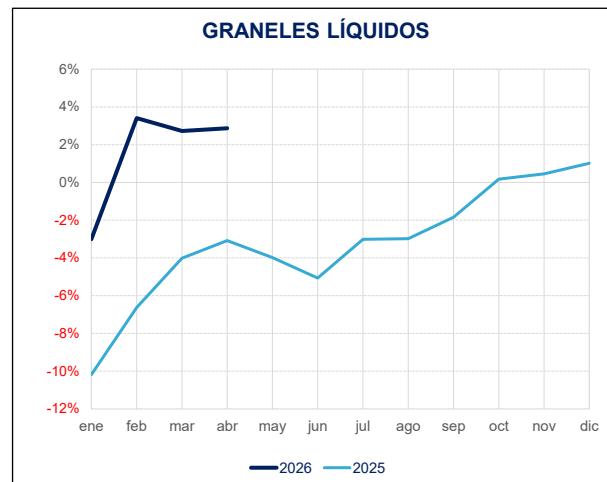
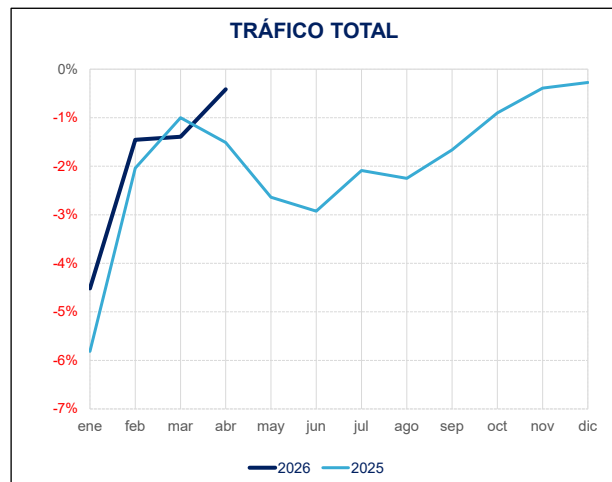
# EVOLUCIÓN MENSUAL (toneladas)

Fecha: 21/6/2026



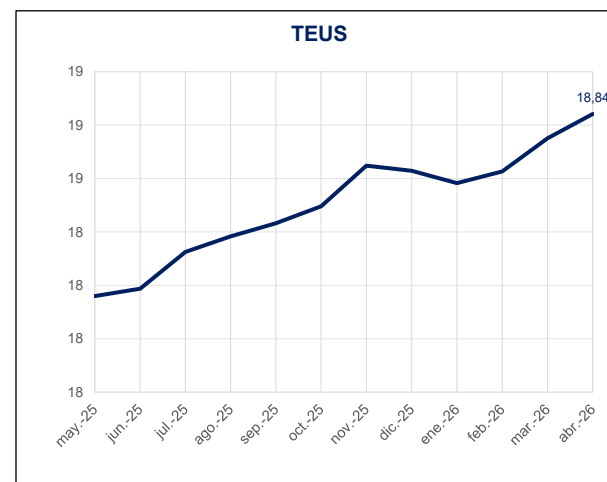
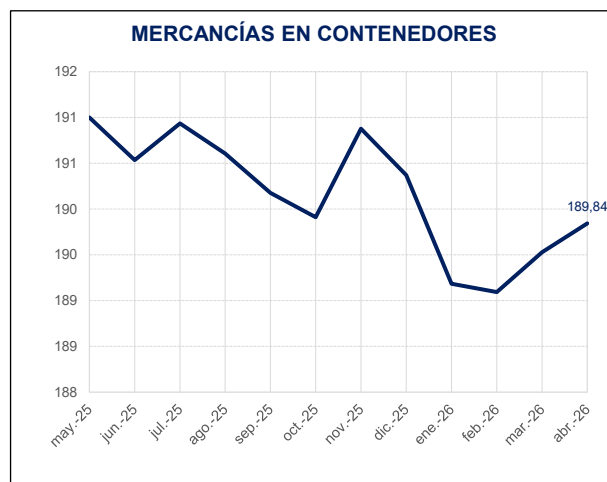
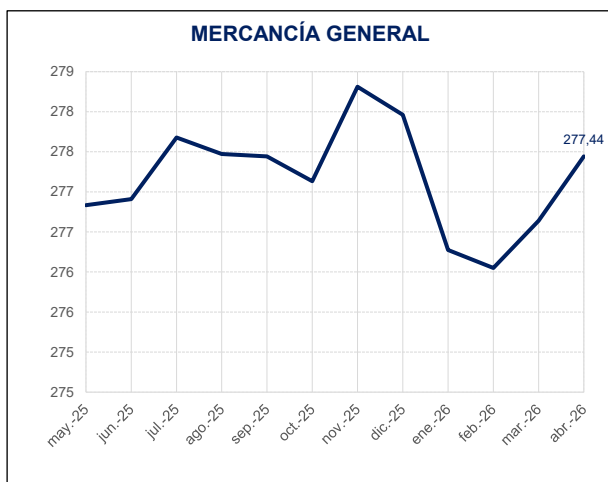
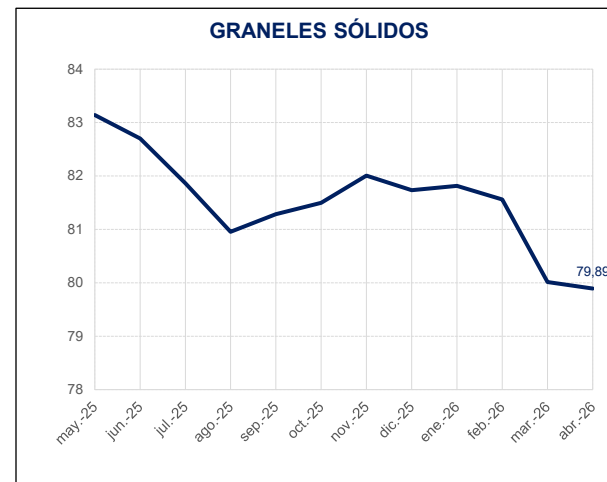
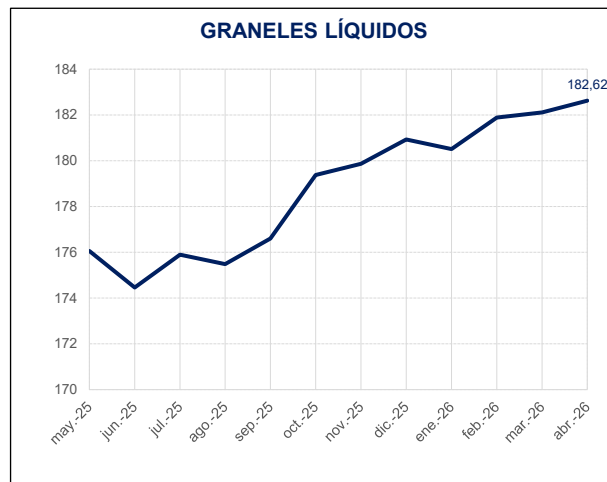
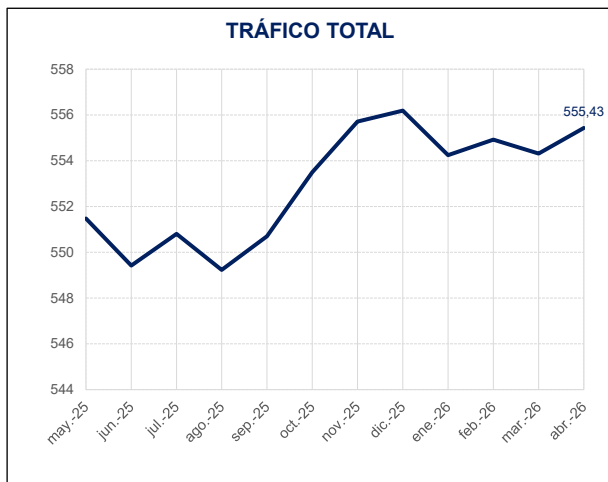
# EVOLUCIÓN MENSUAL (%)

Fecha: 21/6/2026



# EVOLUCIÓN INTERANUAL (millones de toneladas)

Fecha: 21/6/2026



# EVOLUCIÓN INTERANUAL (%)

Fecha: 21/6/2026

